



US00D918620S

(12) **United States Design Patent**  
**Flemming**

(10) **Patent No.:** **US D918,620 S**

(45) **Date of Patent:** **\*\* May 11, 2021**

(54) **DOORMAT**

(71) Applicant: **Miguel Shevaughn Flemming,**  
Pingtung (TW)

(72) Inventor: **Miguel Shevaughn Flemming,**  
Pingtung (TW)

(\*\*) Term: **15 Years**

(21) Appl. No.: **29/659,488**

(22) Filed: **Aug. 9, 2018**

(51) **LOC (13) Cl.** ..... **06-11**

(52) **U.S. Cl.**  
USPC ..... **D6/583**

(58) **Field of Classification Search**

USPC ..... D6/331, 582, 583, 585-589, 591, 592;  
D8/394; D12/203, 608; D19/9, 10, 37,  
D19/113; D21/686, 780; D23/261, 310,  
D23/361; D25/156; D30/161; D32/57  
CPC ..... A47G 27/02; A47G 27/0206; A47G  
27/0212; A47G 27/0218; A47G 27/0225;  
A47G 27/0231; A47G 27/0237; A47G  
27/0275; A47G 27/0293; A47G 9/062;  
A47K 3/002; A63B 6/00; A63B 21/4037;  
E04F 2201/095; E04F 19/10; G09B  
19/0015; B60B 39/00; B60B 39/12; A47L  
23/26; A47L 23/266

See application file for complete search history.

(56) **References Cited**

**U.S. PATENT DOCUMENTS**

345,291 A \* 7/1886 Fein ..... A47L 23/26  
15/216  
625,040 A \* 5/1899 Kuhn ..... A47L 23/26  
15/216  
1,008,618 A \* 11/1911 Parker ..... A47L 23/26  
15/216  
4,353,944 A \* 10/1982 Tarui ..... A47L 23/26  
15/217  
4,425,677 A \* 1/1984 Cox ..... A47L 23/26  
15/104.92

(Continued)

**OTHER PUBLICATIONS**

2020 Country Cast Iron Boot Brush and Scraper Shoe Cleaner. Sold by DHgate. accessed on Mar. 15, 2020. (Year: 2020).\*

*Primary Examiner* — Kevin K Rudzinski

*Assistant Examiner* — Clare Ann Gannon

(74) *Attorney, Agent, or Firm* — Juan Carlos A. Marquez;  
Marquez IP Law Office, PLLC

(57) **CLAIM**

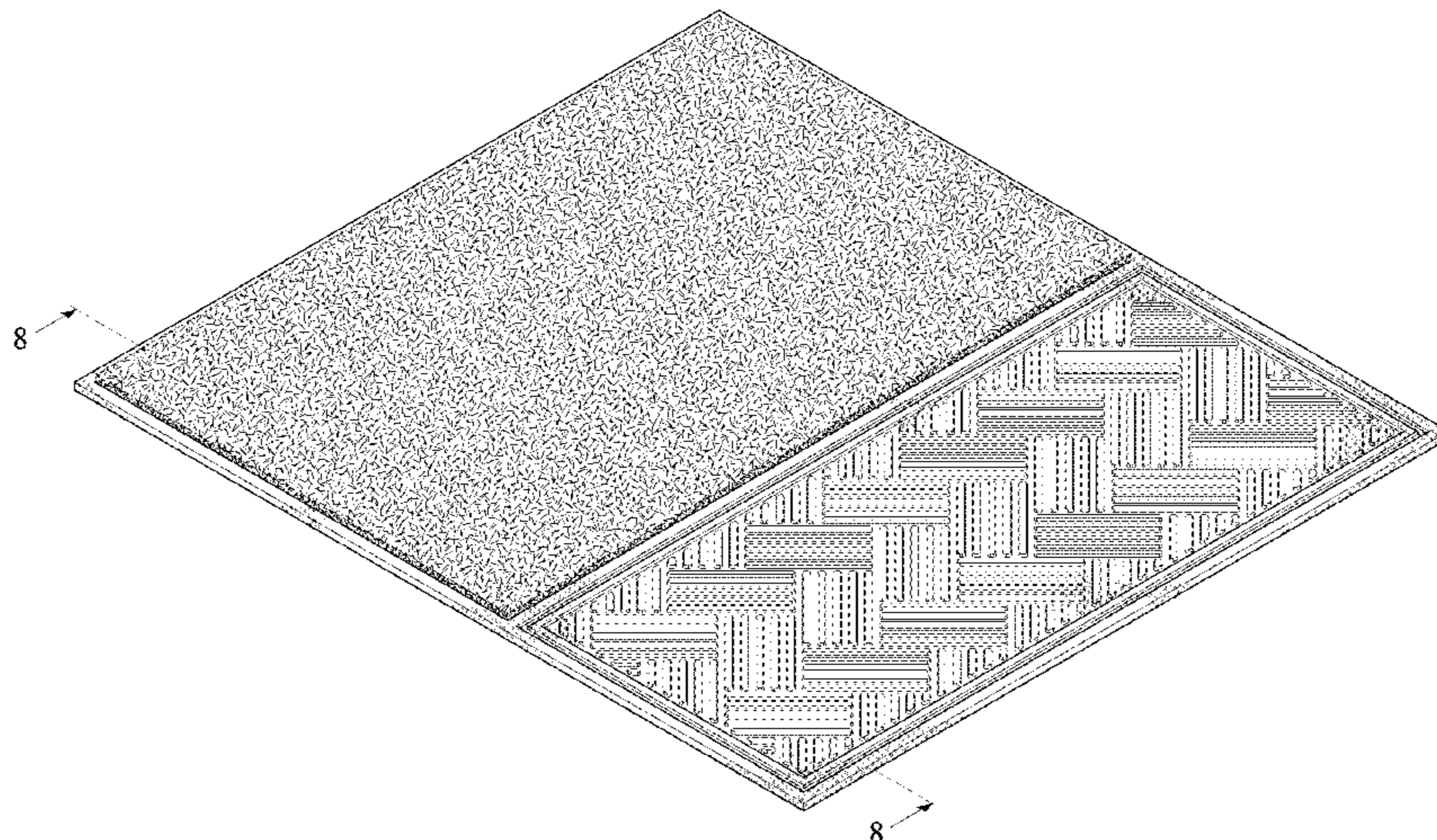
The ornamental design for a doormat, as shown and described.

**DESCRIPTION**

FIG. 1 is a perspective view of a doormat according to a first embodiment of my new design;  
FIG. 2 is a front view thereof;  
FIG. 3 is a rear view thereof;  
FIG. 4 is a left-side view thereof;  
FIG. 5 is a right-side view thereof;  
FIG. 6 is a top view thereof;  
FIG. 7 is a bottom view thereof;  
FIG. 8 is a cross-sectional view thereof taken along line 1-1;  
FIG. 9 is a perspective view of a doormat according to a second embodiment of my new design;  
FIG. 10 is a front view thereof;  
FIG. 11 is a rear view thereof;  
FIG. 12 is a left-side view thereof;  
FIG. 13 is a right-side view thereof;  
FIG. 14 is a top view thereof;  
FIG. 15 is a bottom view thereof; and,  
FIG. 16 is a cross-sectional view thereof taken along line 2-2.

The broken lines shown in the drawings illustrating the environment that form no part of the claimed design.

**1 Claim, 10 Drawing Sheets**





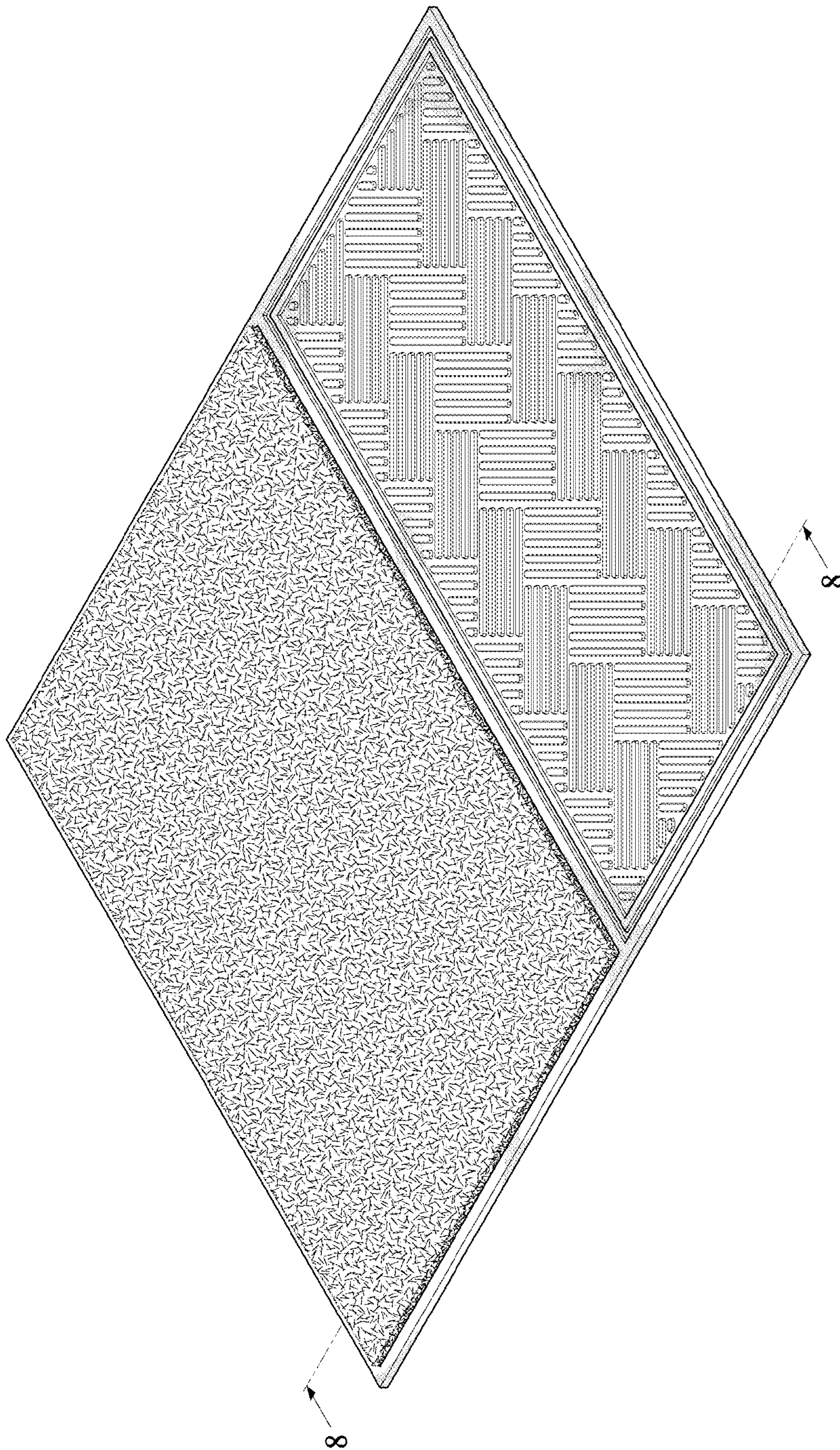


FIG. 1



FIG. 2




FIG. 3




FIG. 4




FIG. 5




FIG. 6



FIG. 7



FIG. 8

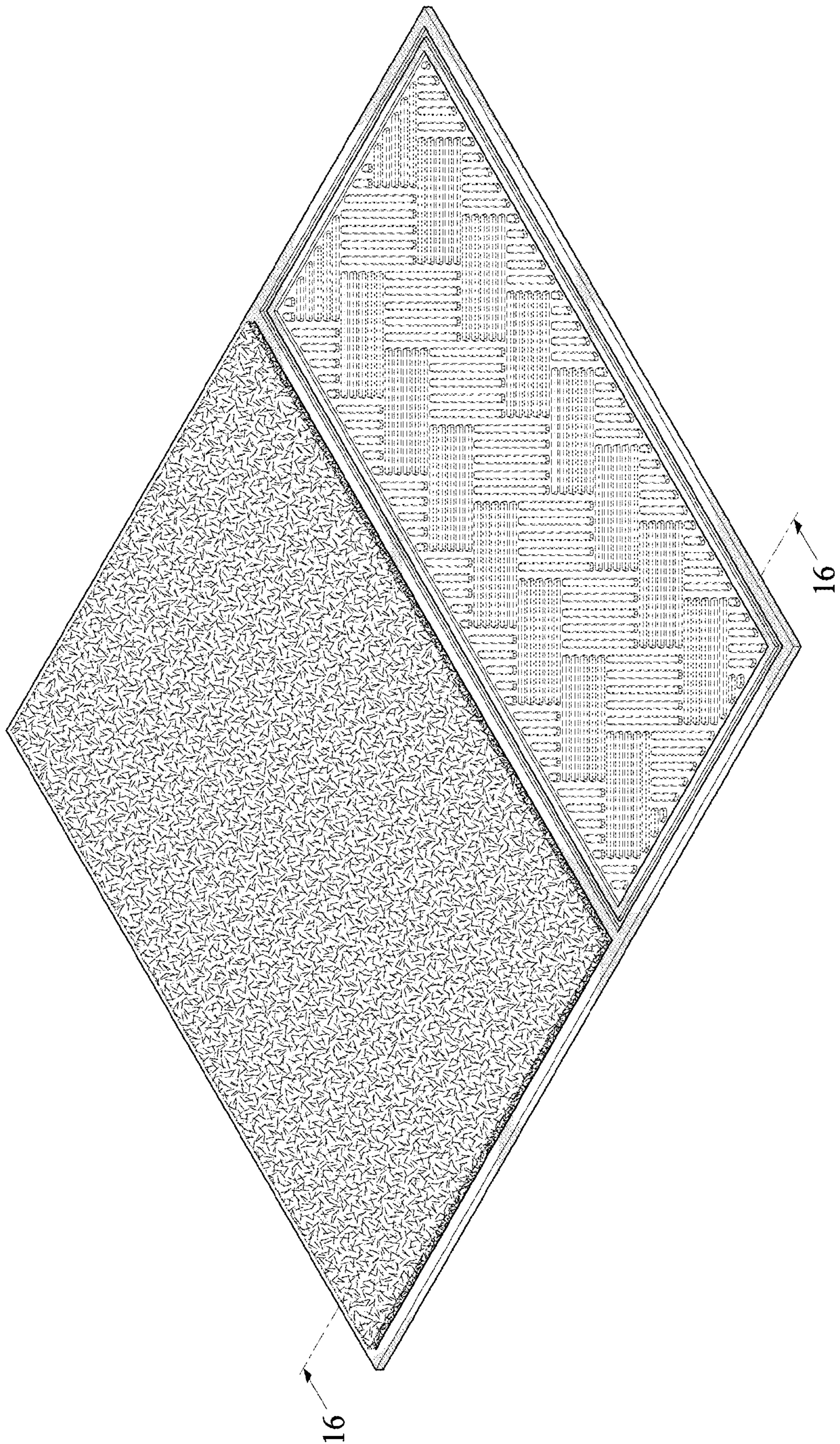
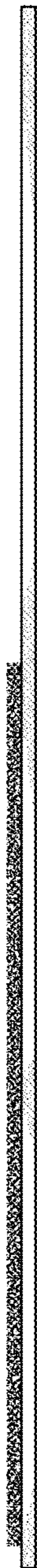
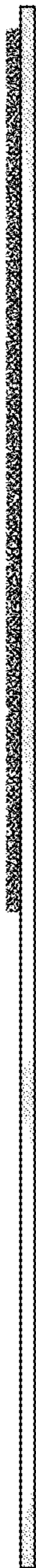


FIG. 9





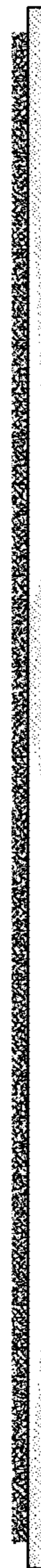
*FIG. 10*



*FIG. 11*



*FIG. 12*



*FIG. 13*




FIG. 14



FIG. 15



FIG. 16