



US00D918611S

(12) **United States Design Patent**  
**Wang**

(10) **Patent No.:** **US D918,611 S**  
(45) **Date of Patent:** **\*\* May 11, 2021**

(54) **CHAIR**

(71) Applicant: **Henglin Home Furnishings Co., Ltd.,**  
Zhejiang (CN)

(72) Inventor: **Jianglin Wang,** Zhejiang (CN)

(73) Assignee: **Henglin Home Furnishings Co., Ltd.,**  
Zhejiang (CN)

(\*\*) Term: **15 Years**

(21) Appl. No.: **29/725,002**

(22) Filed: **Feb. 21, 2020**

(51) **LOC (13) Cl.** ..... **06-01**

(52) **U.S. Cl.**  
USPC ..... **D6/366**

(58) **Field of Classification Search**  
USPC ..... D6/334, 364, 365, 366, 367, 369, 375,  
D6/379, 380  
CPC .... A47C 3/00; A47C 3/18; A47C 3/20; A47C  
3/026; A47C 1/00; A47C 1/02; A47C  
1/022; A47C 1/037; A47C 7/24; A47C  
7/36; A47C 7/46  
See application file for complete search history.

(56) **References Cited**

**U.S. PATENT DOCUMENTS**

D291,265 S \* 8/1987 Heggdal ..... D6/365  
D487,987 S \* 4/2004 Wu ..... D6/366

D495,154 S \* 8/2004 Su ..... D6/366  
D495,907 S \* 9/2004 True ..... D6/366  
D530,935 S \* 10/2006 Huang ..... D6/366  
D531,422 S \* 11/2006 Huang ..... D6/366  
D531,830 S \* 11/2006 Chen ..... D6/366  
D543,716 S \* 6/2007 Votteler ..... D6/366  
D569,116 S \* 5/2008 Tsai ..... D6/366  
D878,789 S \* 3/2020 Wang ..... D6/366  
D879,492 S \* 3/2020 Wang ..... D6/366  
D906,711 S \* 1/2021 Li ..... D6/366  
D908,381 S \* 1/2021 Breen ..... D6/366

\* cited by examiner

*Primary Examiner* — R. Johnson

(74) *Attorney, Agent, or Firm* — JCIP Global Inc.

(57) **CLAIM**

The ornamental design for a chair, as shown and described.

**DESCRIPTION**

FIG. 1 is a perspective view of a chair showing my new design;

FIG. 2 is a front view thereof;

FIG. 3 is a rear view thereof;

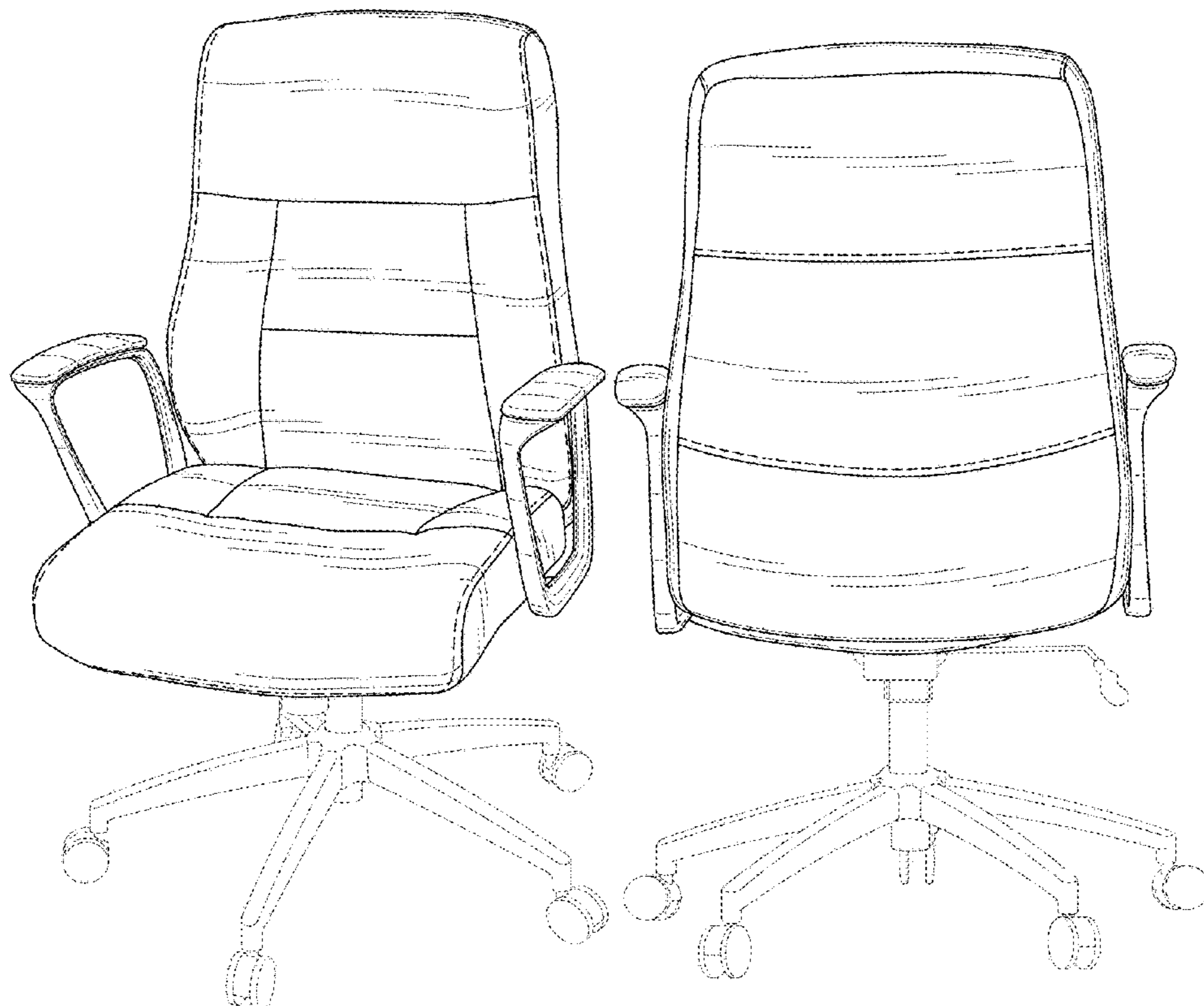
FIG. 4 is a left side view thereof;

FIG. 5 is a right side view thereof; and,

FIG. 6 is a top view thereof.

A bottom view thereof is omitted since it does not contain ornamental features. The heavy broken line showing of stitch lines in FIGS. 1-6 forms portions of the claimed design, while the light broken line showing of portions of the chair in FIGS. 1-6 forms no part of the claimed design.

**1 Claim, 6 Drawing Sheets**



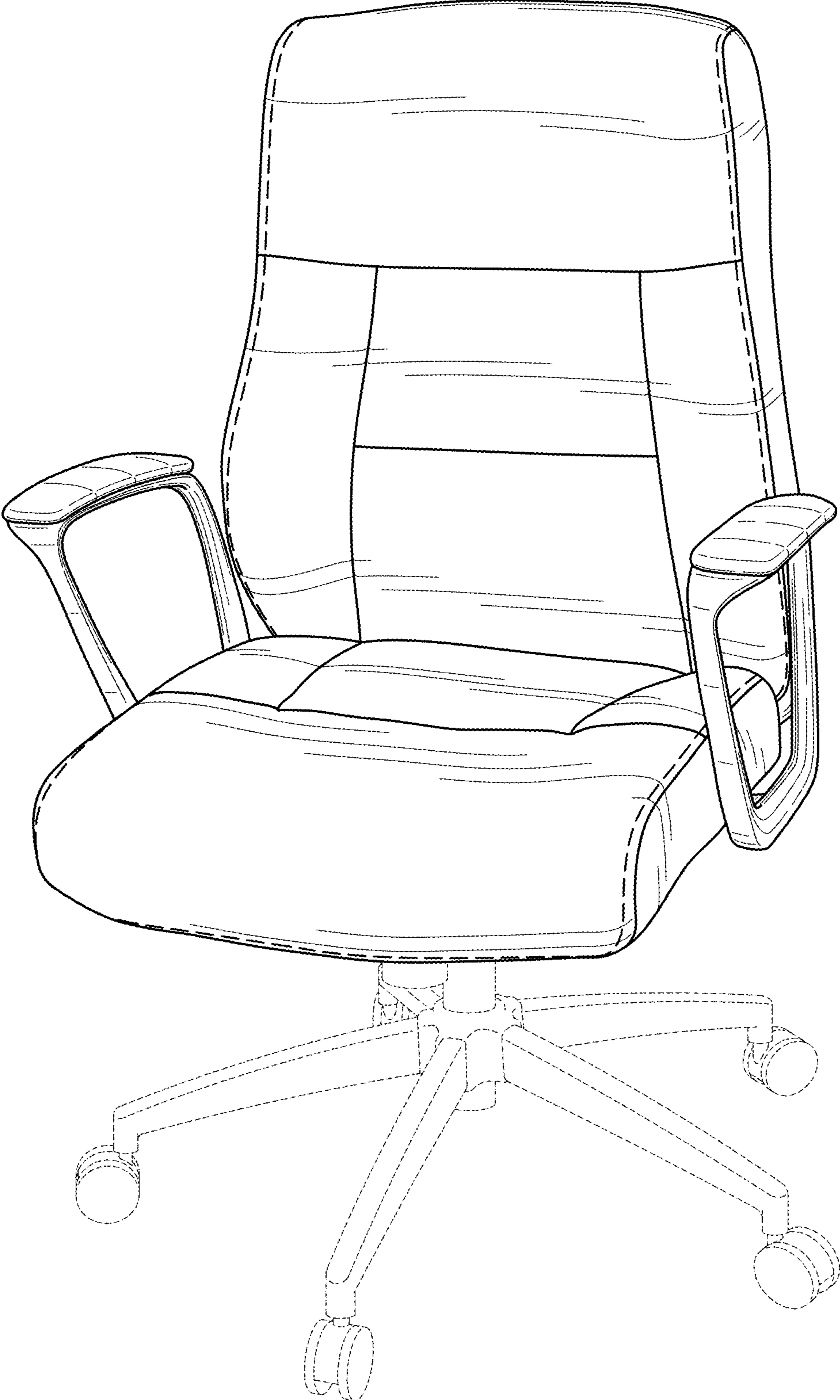


FIG. 1

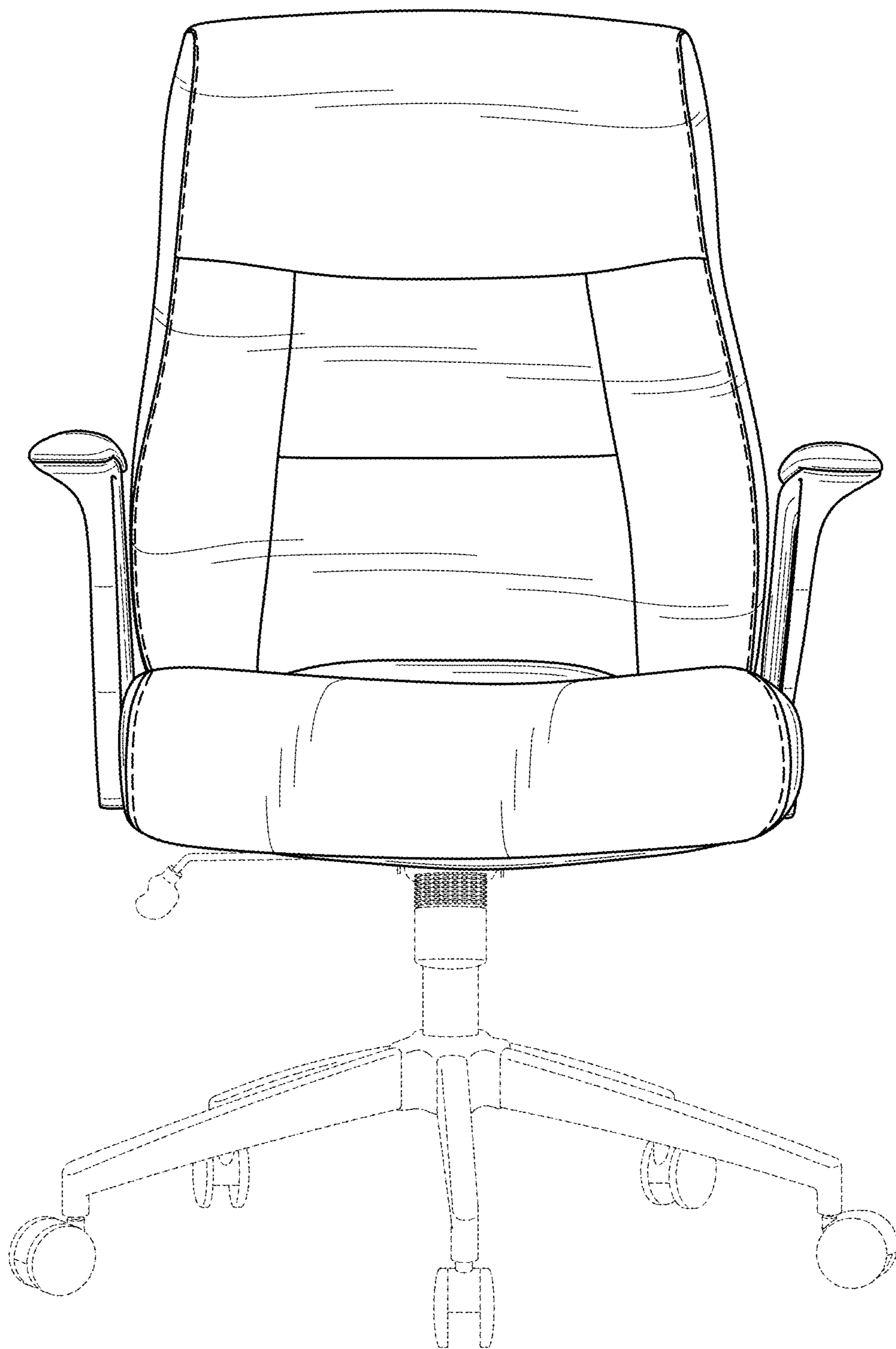


FIG. 2

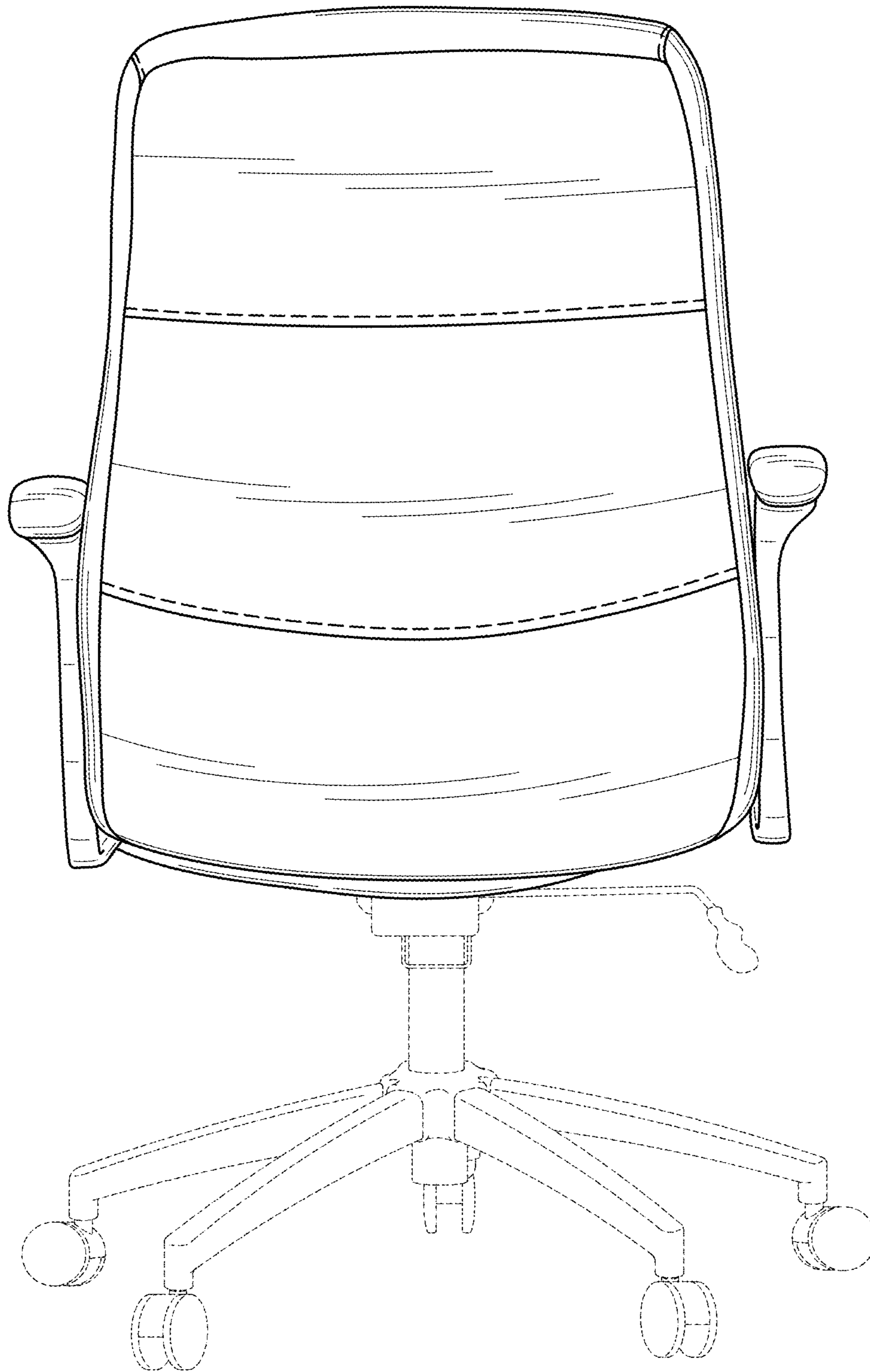


FIG. 3



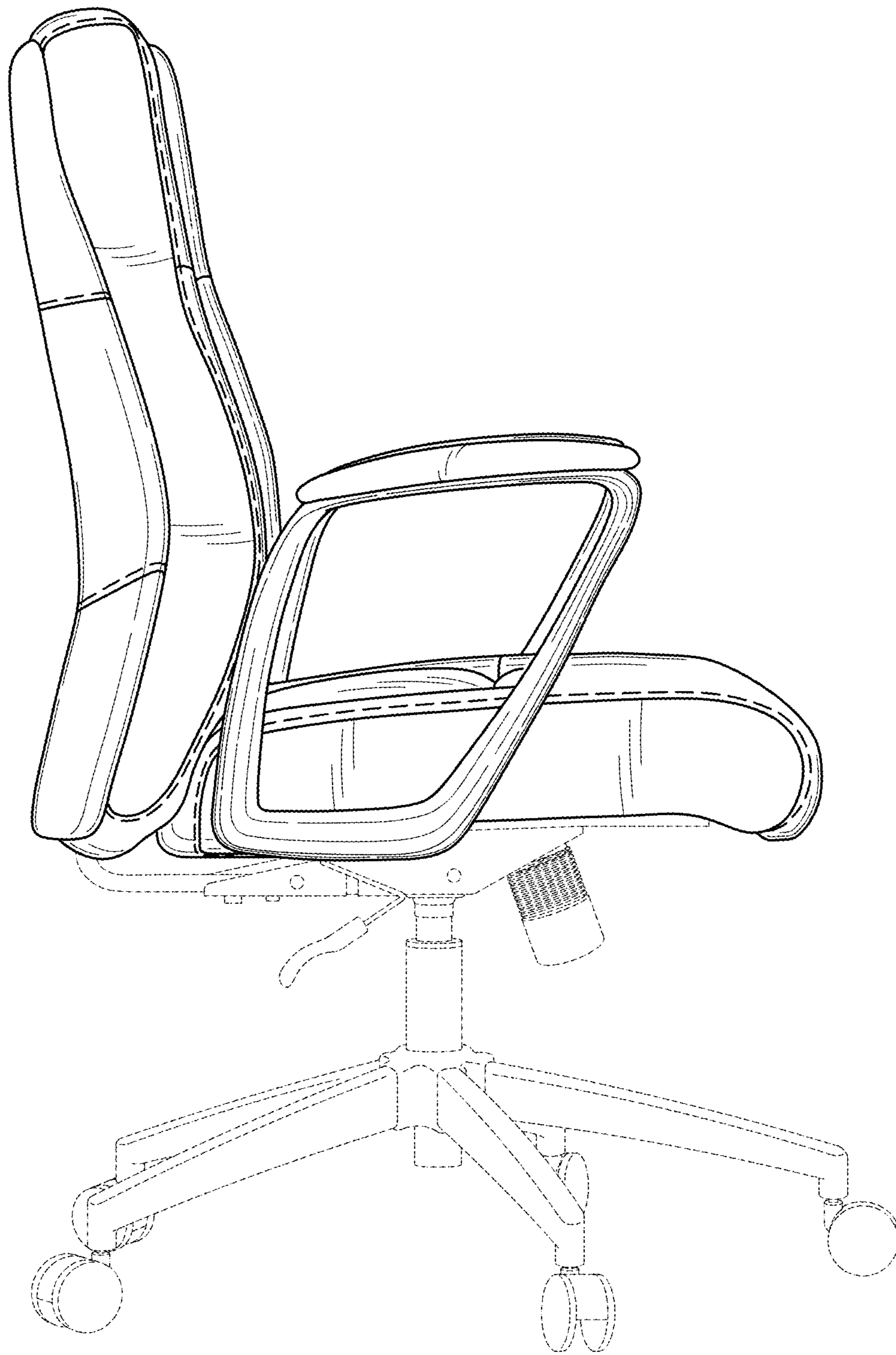


FIG. 4

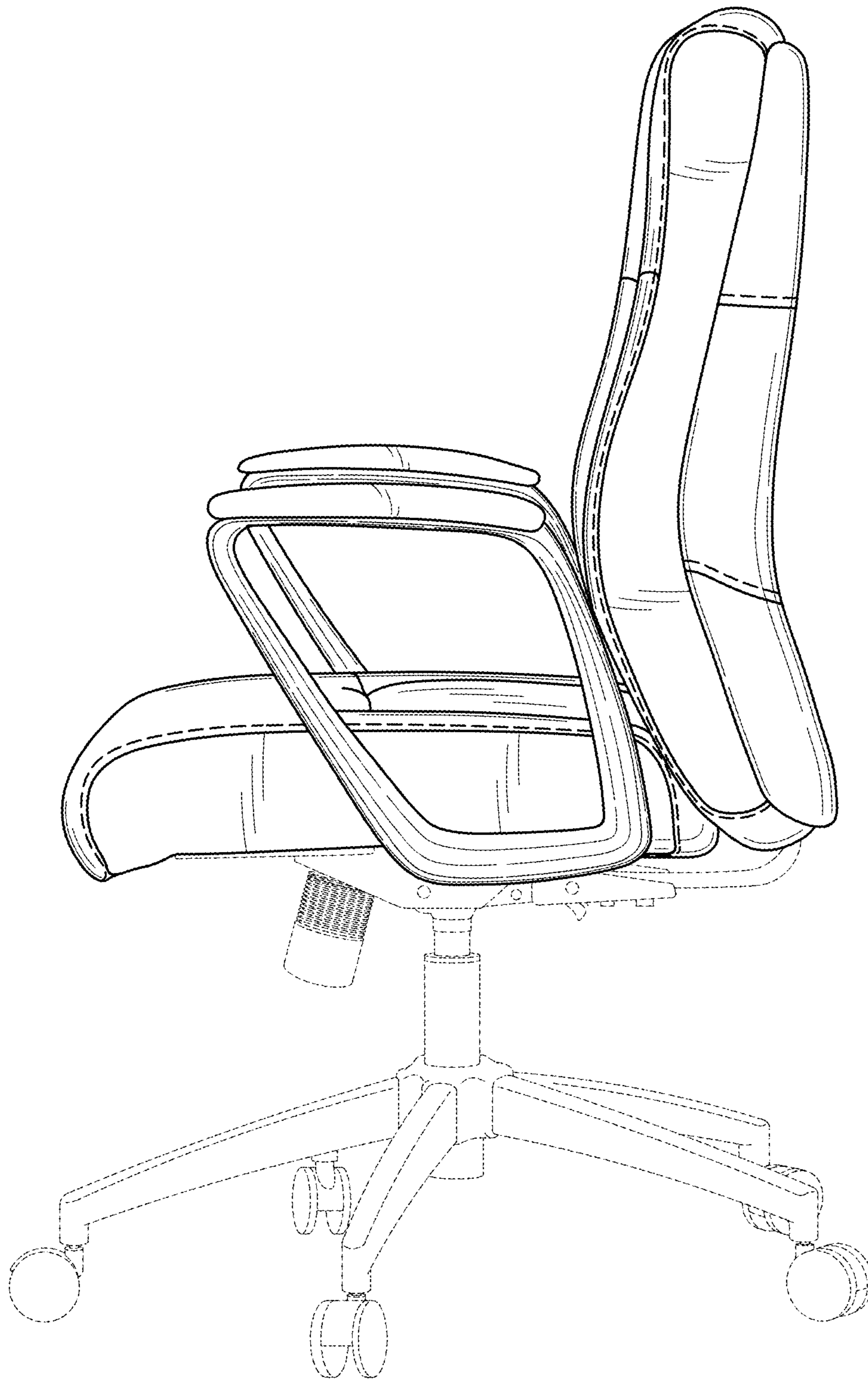


FIG. 5



FIG. 6