



US00D918586S

(12) **United States Design Patent** (10) **Patent No.:** **US D918,586 S**
Liu (45) **Date of Patent:** **** May 11, 2021**

(54) **EYE BEAUTY INSTRUMENT**
(71) Applicant: **ERIS' GIFT (Beijing) Heath Technology Co., Ltd., Beijing (CN)**
(72) Inventor: **Bo Liu, Beijing (CN)**
(73) Assignee: **ERIS' GIFT (Beijing) Heath Technology Co., Ltd., Beijing (CN)**
(**) Term: **15 Years**
(21) Appl. No.: **29/700,729**
(22) Filed: **Aug. 5, 2019**

D804,189 S * 12/2017 Von Berg D4/100
D822,387 S * 7/2018 Tai D4/100
D838,112 S * 1/2019 Yi D4/120
D845,630 S * 4/2019 Sedic D4/100
D845,631 S * 4/2019 Sedic D4/100
D850,111 S * 6/2019 Sedic D4/100
D857,299 S * 8/2019 Tammabattula D28/63
D862,891 S * 10/2019 Sedic D4/100
D872,940 S * 1/2020 Tammabattula D28/63
D880,869 S * 4/2020 Li D4/100
D882,168 S * 4/2020 Edwards D28/7
D882,268 S * 4/2020 Sedic D4/100
D885,063 S * 5/2020 Xiong D4/116
D887,149 S * 6/2020 Yang D4/127
D891,113 S * 7/2020 Yoon D4/100

(Continued)

(30) **Foreign Application Priority Data**
May 23, 2019 (CN) 201930255604.4
(51) **LOC (13) Cl.** **04-02**
(52) **U.S. Cl.**
USPC **D4/100; D4/102; D4/120**
(58) **Field of Classification Search**
USPC D4/100, 102, 111, 118, 119, 120, 127,
D4/136, 137, 199; D24/141, 200, 211,
D24/213, 214, 215; D28/4, 7, 36, 37, 57,
D28/58, 63, 64.1, 76; 601/48, 51, 57,
601/114, 122, 125, 130; 15/110, 141.2
CPC A46B 13/00; A46B 13/02; A46B 13/001;
A46B 13/008; A46B 7/00; A46B 7/06;
A46B 2200/10; A46B 2200/40; A46B
2200/102; A46B 2200/1006; A46B
2200/1033; A46B 2200/1046; A46B
2200/1093; A46B 5/02; A46B 5/026;
A46B 5/0091; A46B 3/04; A46B 3/22;
A46B 9/02; A46B 9/005
See application file for complete search history.

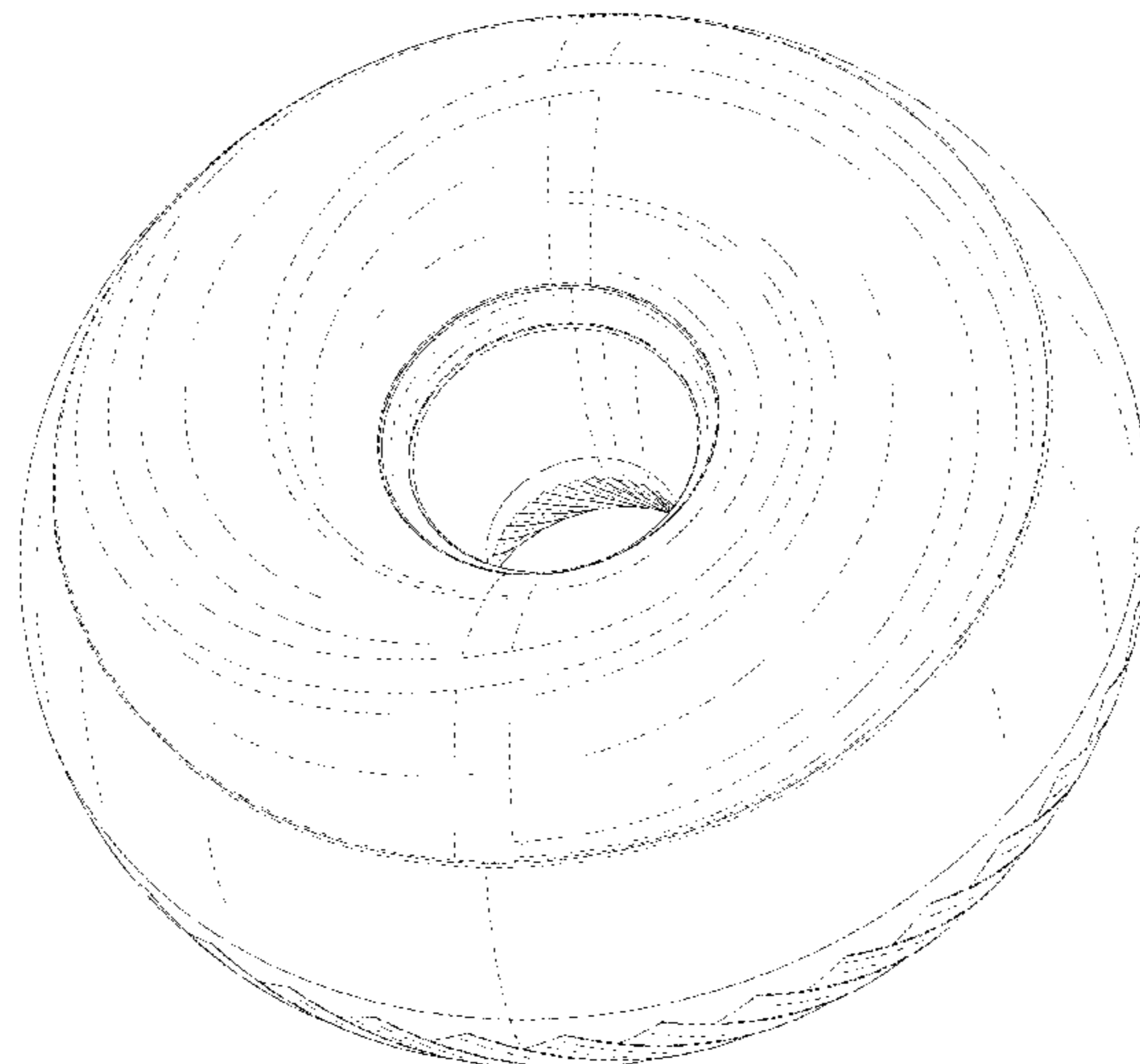
Primary Examiner — Wan Laymon
Assistant Examiner — Clint A Samuel
(74) *Attorney, Agent, or Firm* — Dragon Sun Law Firm,
PC; Jinggao Li, Esq.

(56) **References Cited**
U.S. PATENT DOCUMENTS
D778,065 S * 2/2017 Kern A61H 7/003
D4/127
D778,066 S * 2/2017 Kern D4/127

(57) **CLAIM**
The ornamental design for an eye beauty instrument, as shown and described.

DESCRIPTION
FIG. 1 is a front perspective view of an eye beauty instrument showing my new design;
FIG. 2 is a rear perspective view thereof;
FIG. 3 is a front view thereof;
FIG. 4 is a rear view thereof;
FIG. 5 is a left side view thereof;
FIG. 6 is a right side view thereof;
FIG. 7 is a top plan view thereof; and,
FIG. 8 is a bottom plan view thereof.
The broken lines in the drawings illustrate portions of the eye beauty instrument and form no part of the claimed design.

1 Claim, 8 Drawing Sheets



(56)

References Cited

U.S. PATENT DOCUMENTS

D893,199 S * 8/2020 Sedic D4/137
D896,530 S * 9/2020 Diener D4/102

* cited by examiner

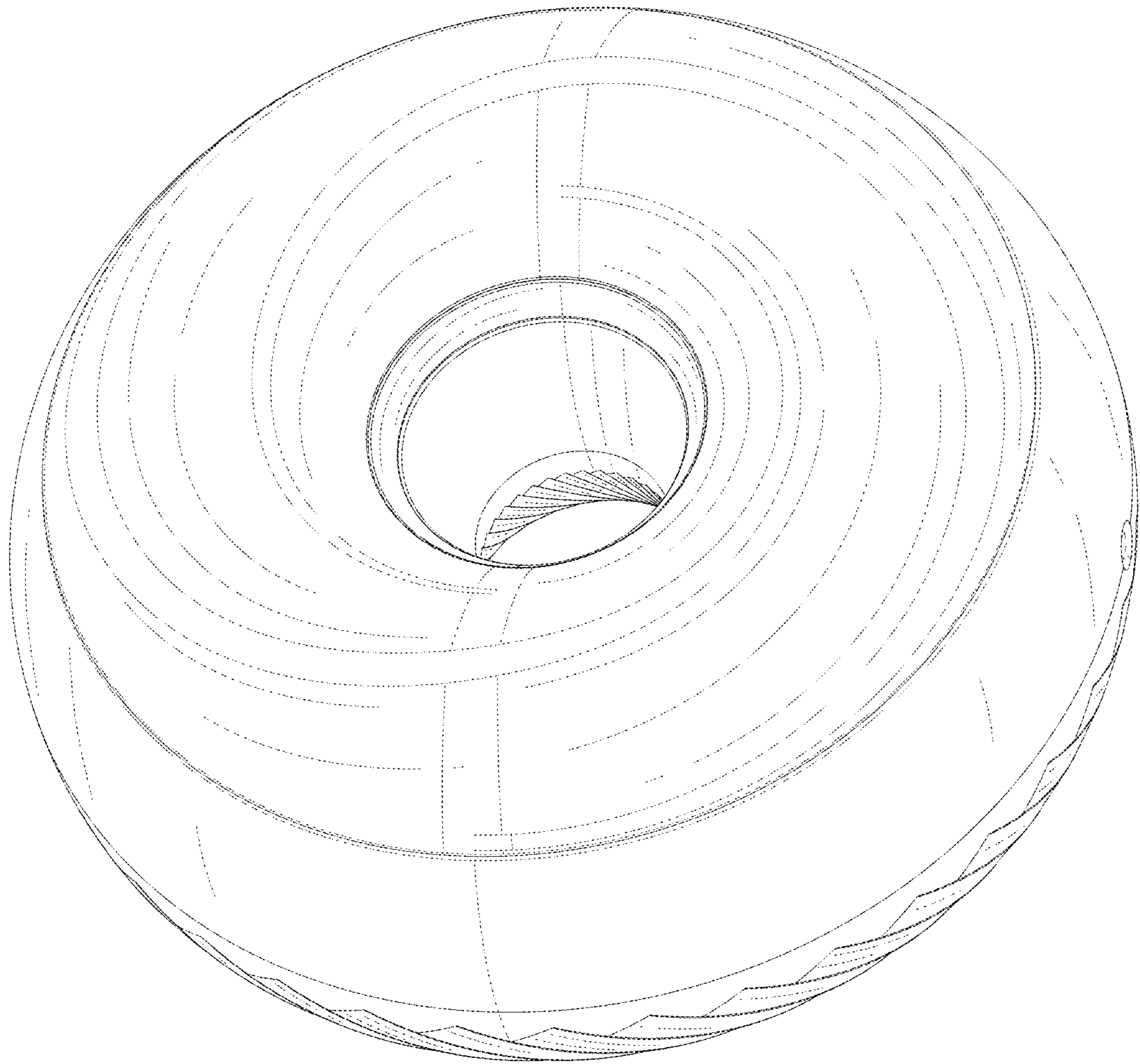


FIG. 1




FIG. 2

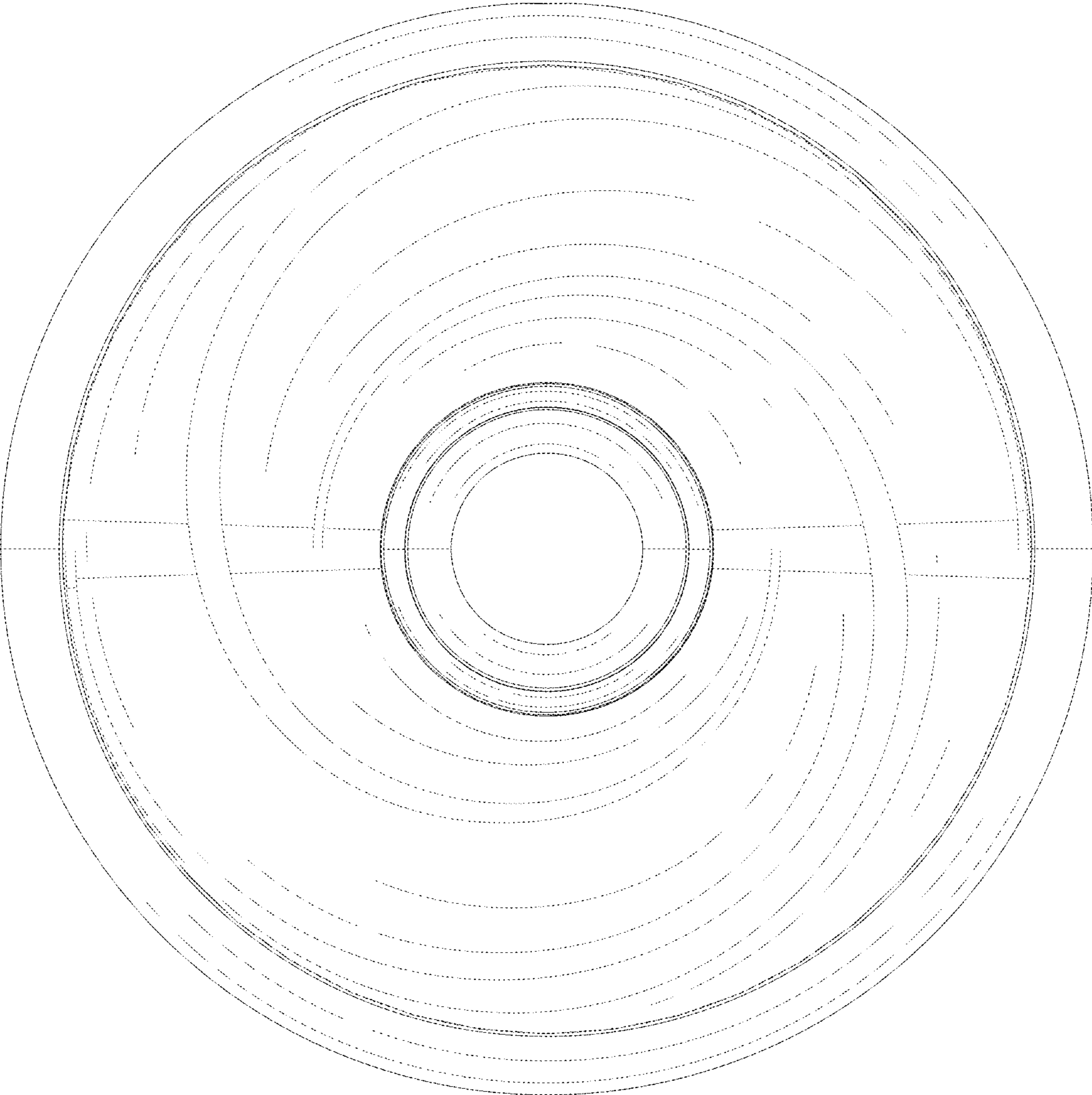


FIG. 3




FIG. 4

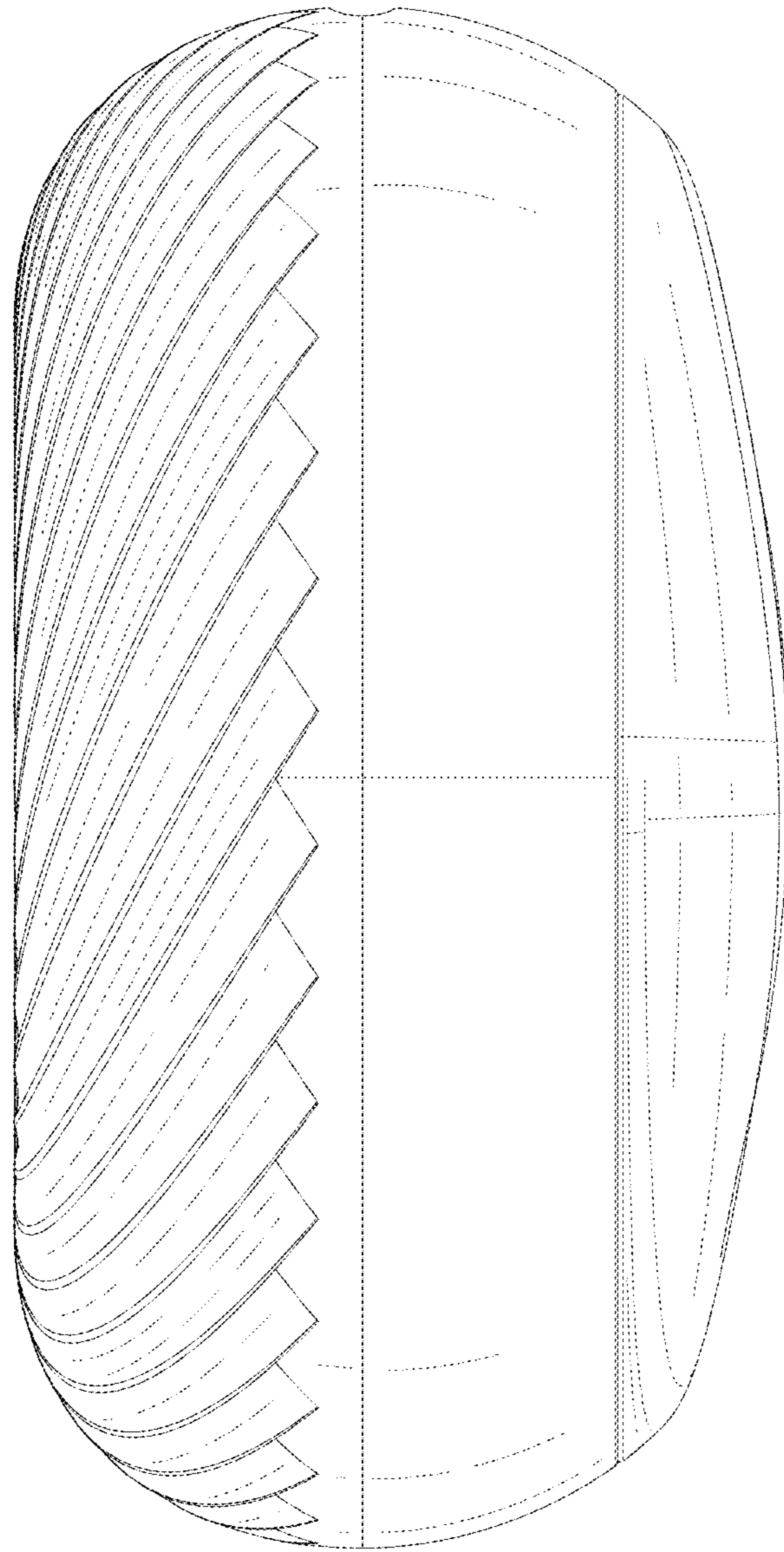


FIG. 5

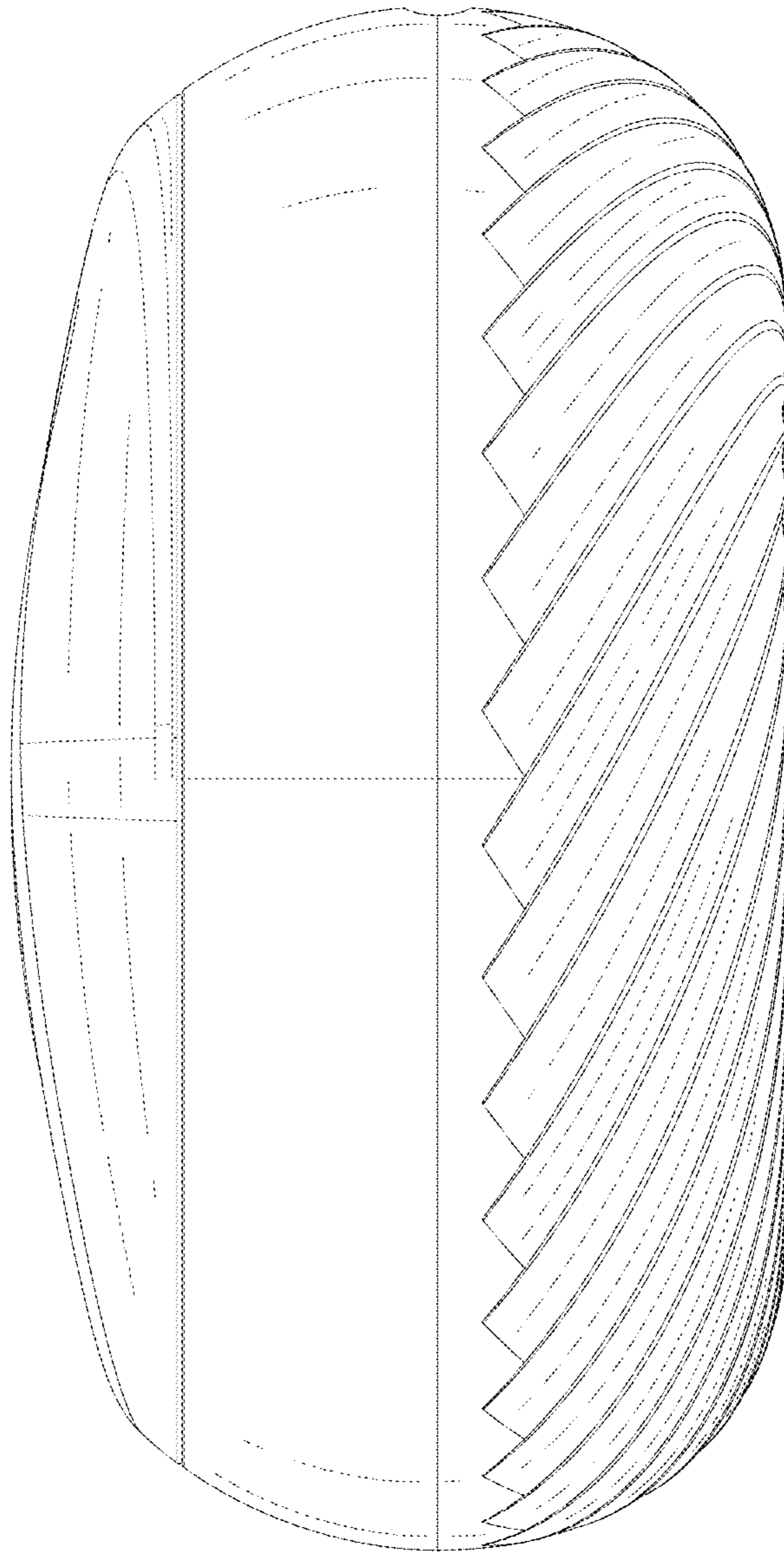


FIG. 6

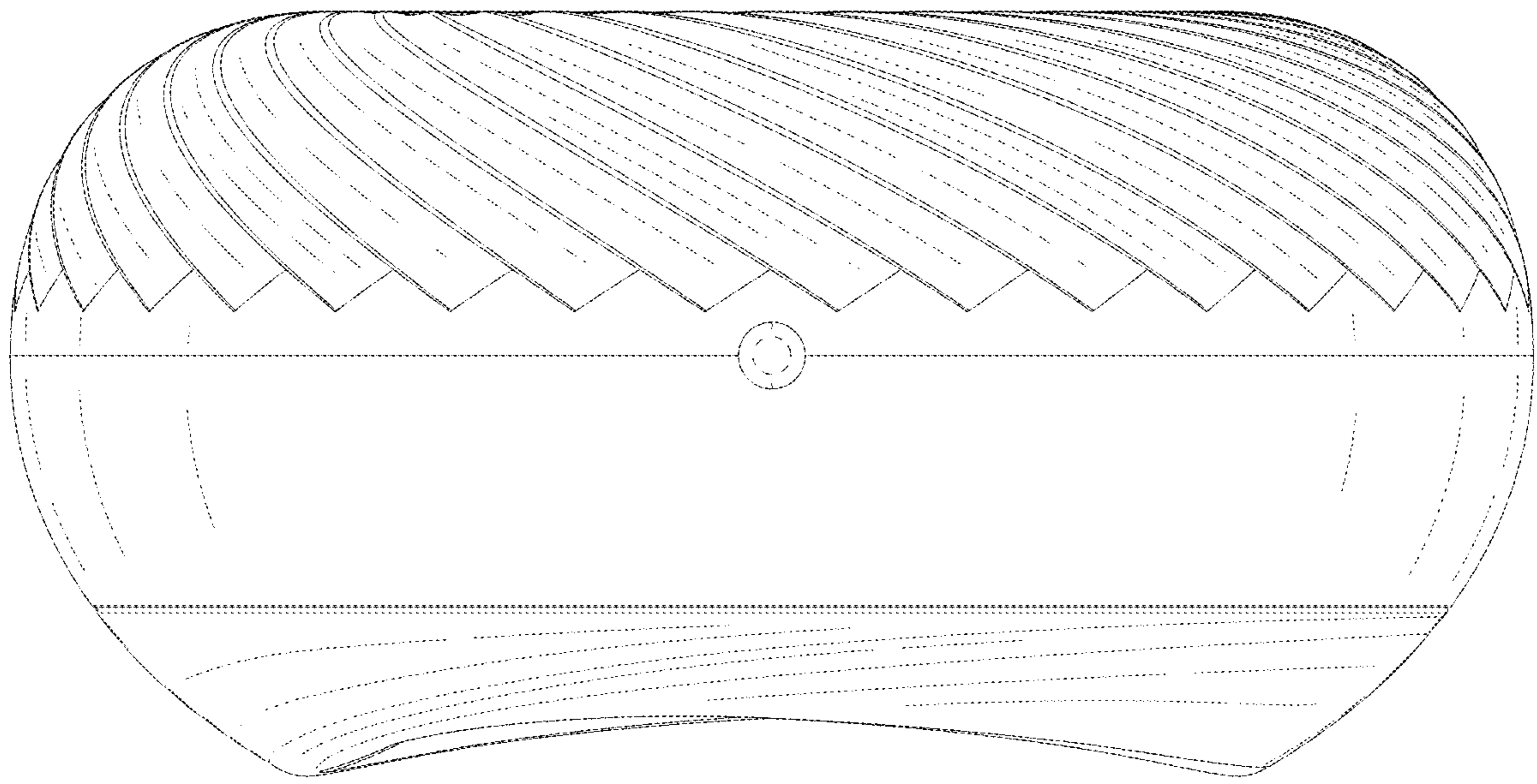


FIG. 7

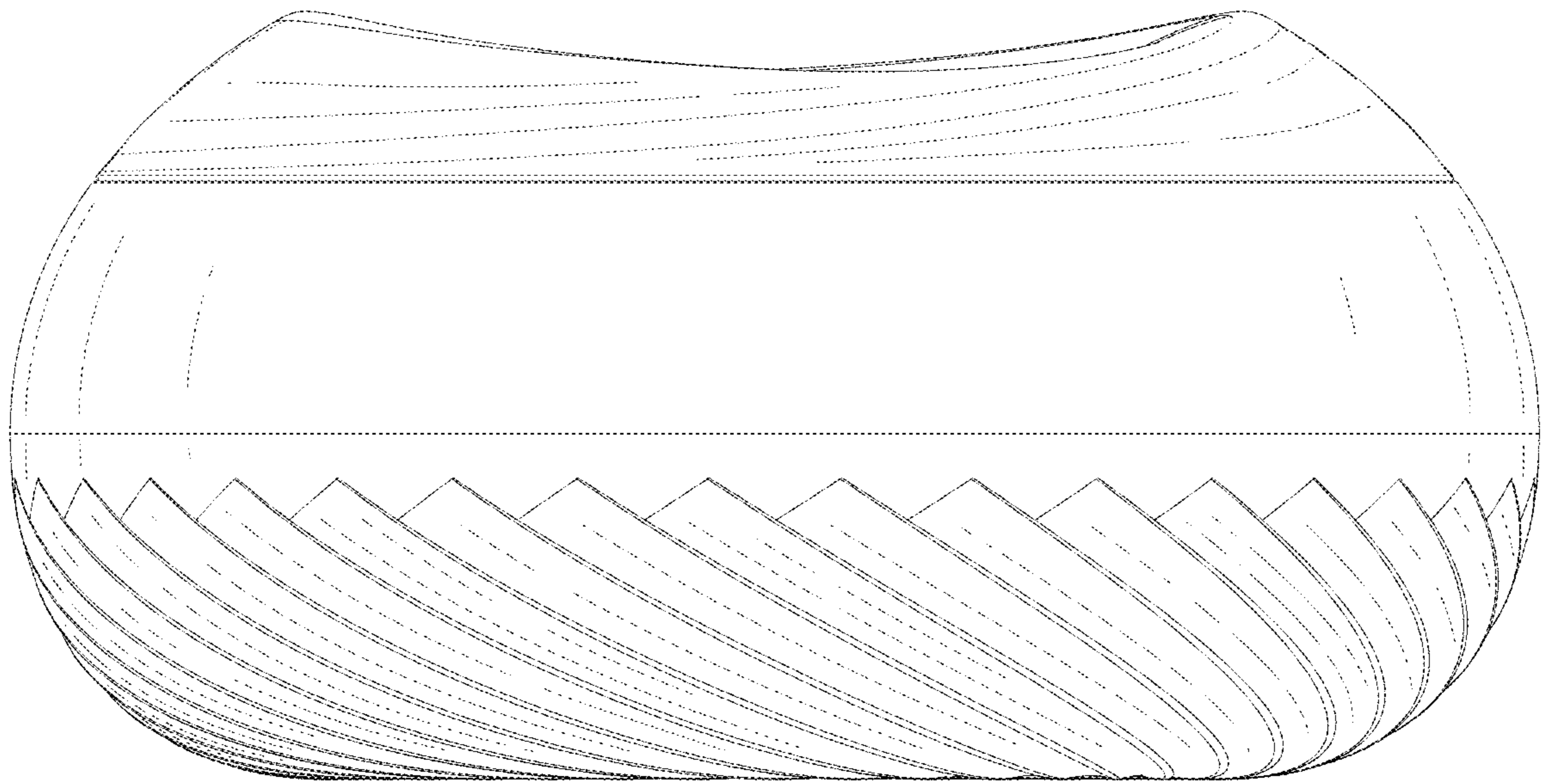


FIG. 8