



US00D918560S

(12) **United States Design Patent** (10) **Patent No.:** **US D918,560 S**
Johnson et al. (45) **Date of Patent:** **** May 11, 2021**

(54) **SHOE**

(71) Applicant: **PUMA SE**, Herzogenaurach (DE)

(72) Inventors: **Charles Johnson**, Nuremberg (DE);
Matthias Hartmann, Forchheim (DE);
Patrik Dolo, Carbonara Scrivia (IT);
Kacper Jan Pietrzykowski,
Siemianowice Śląskie (PL)

(73) Assignee: **Puma SE**, Herzogenaurach (DE)

(**) Term: **15 Years**

(21) Appl. No.: **29/686,878**

(22) Filed: **Apr. 8, 2019**

(51) **LOC (13) Cl.** **02-04**

(52) **U.S. Cl.**
USPC **D2/969**; D2/972

(58) **Field of Classification Search**
USPC D2/896, 902, 904, 906–908, 944, 969,
D2/972–974; D5/47, 49, 50, 53, 54, 56,
D5/60
CPC ... A43B 13/181; A43B 13/141; A43B 13/186;
A43B 13/188; A43B 23/00; A43B 23/02;
A43B 5/00; A43B 23/26; A43B 1/04;
A43B 11/14; A43B 7/00; A43B 3/12;
A43C 3/00; A43C 5/00; A43C 7/00;
A43C 11/004; A43C 1/00; A43C 1/06
See application file for complete search history.

(56) **References Cited**

U.S. PATENT DOCUMENTS

D10,082 S * 7/1877 Bosworth D5/47
D10,087 S * 7/1877 Weeden D5/47
D427,423 S * 7/2000 Simpson D2/969

D442,771 S * 5/2001 Haas D2/902
D458,442 S * 6/2002 Matis D2/969
D511,886 S 11/2005 Galway
D544,699 S * 6/2007 Link D2/972
D553,340 S * 10/2007 Dirsa D2/972
D707,943 S * 7/2014 Nascimento D2/969
D776,407 S * 1/2017 Galway D2/907
D790,843 S 7/2017 Teague
D799,807 S 10/2017 Sokol
D801,035 S 10/2017 Odinet
D801,664 S * 11/2017 Small D2/969
D866,154 S * 11/2019 Petrenka D2/972
D889,805 S * 7/2020 Bock D2/969
D894,584 S 9/2020 de Montgolfier
D897,090 S 9/2020 Small et al.
2020/0113287 A1 * 4/2020 Johnson A43B 23/0235

* cited by examiner

Primary Examiner — T Chase Nelson
(74) *Attorney, Agent, or Firm* — Quarles & Brady LLP

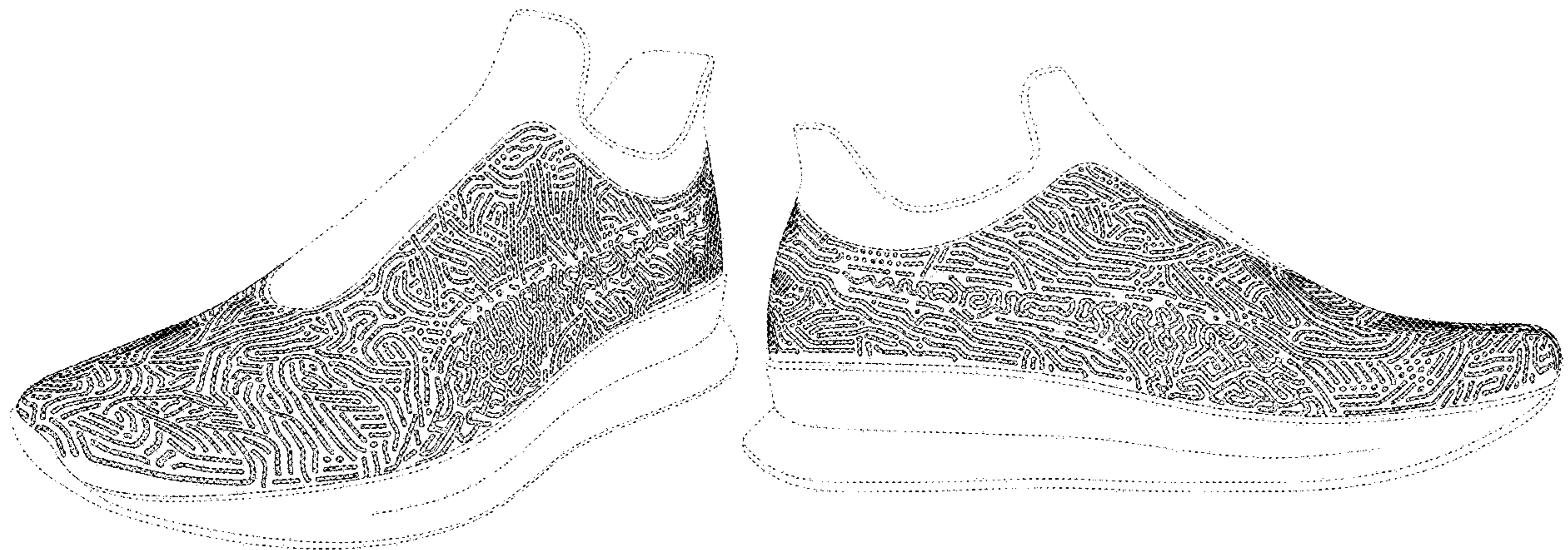
(57) **CLAIM**

The ornamental design for a shoe, as shown and described.

DESCRIPTION

FIG. 1 is a top, left, and front perspective view of an ornamental design for a shoe;
FIG. 2 is a front elevational view of the shoe of FIG. 1;
FIG. 3 is a rear elevational view of the shoe of FIG. 1;
FIG. 4 is a left side elevational view of the shoe of FIG. 1;
FIG. 5 is a right side elevational view of the shoe of FIG. 1;
FIG. 6 is a top plan view of the shoe of FIG. 1; and,
FIG. 7 is a bottom plan view of the shoe of FIG. 1.
The dash-dash-dash lines are included for the purpose of illustrating portions of the shoe that form no part of the claimed design. The dash-dot-dash broken lines depict boundary lines and form no part of the claimed design.

1 Claim, 6 Drawing Sheets



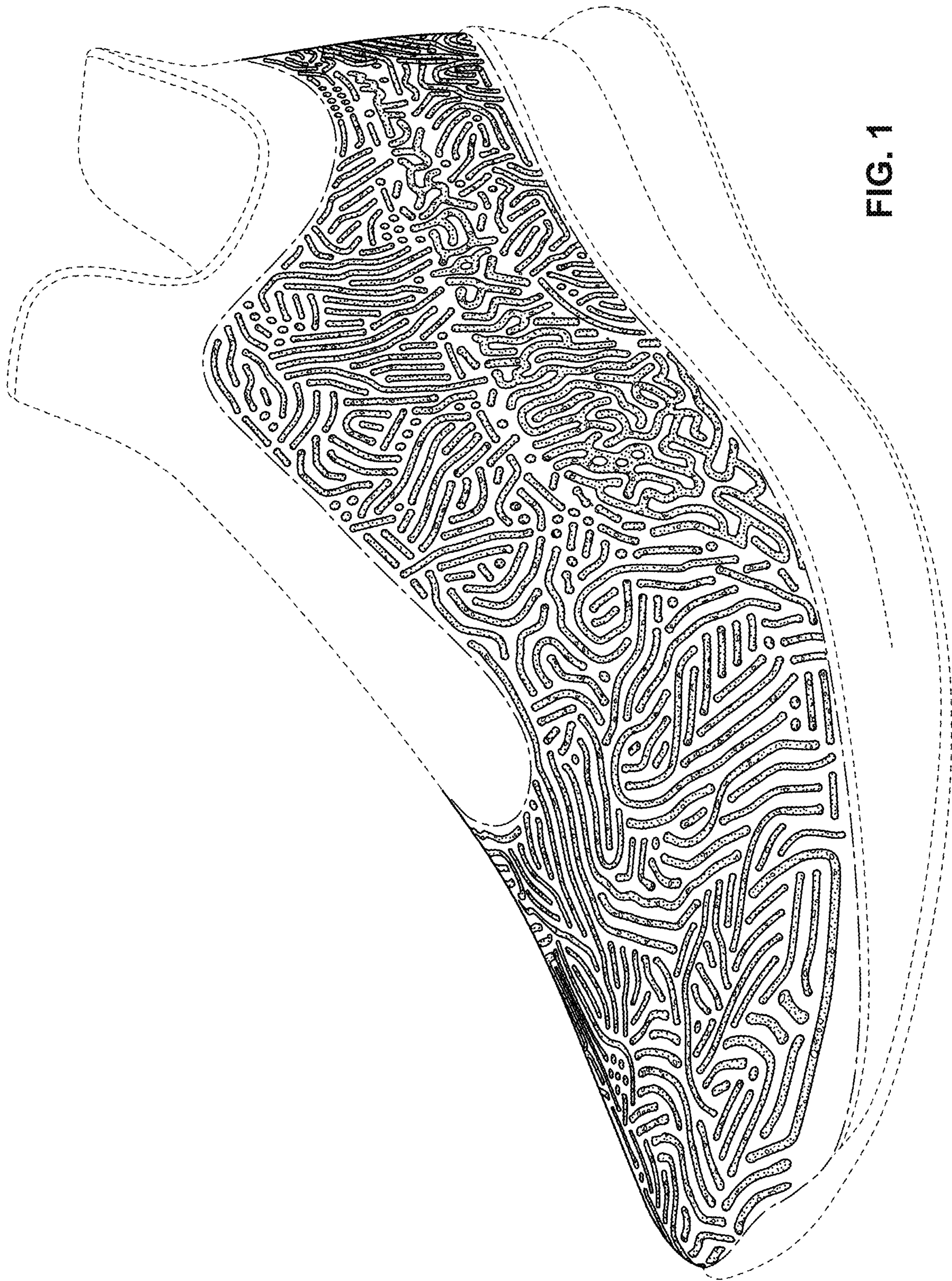


FIG. 1

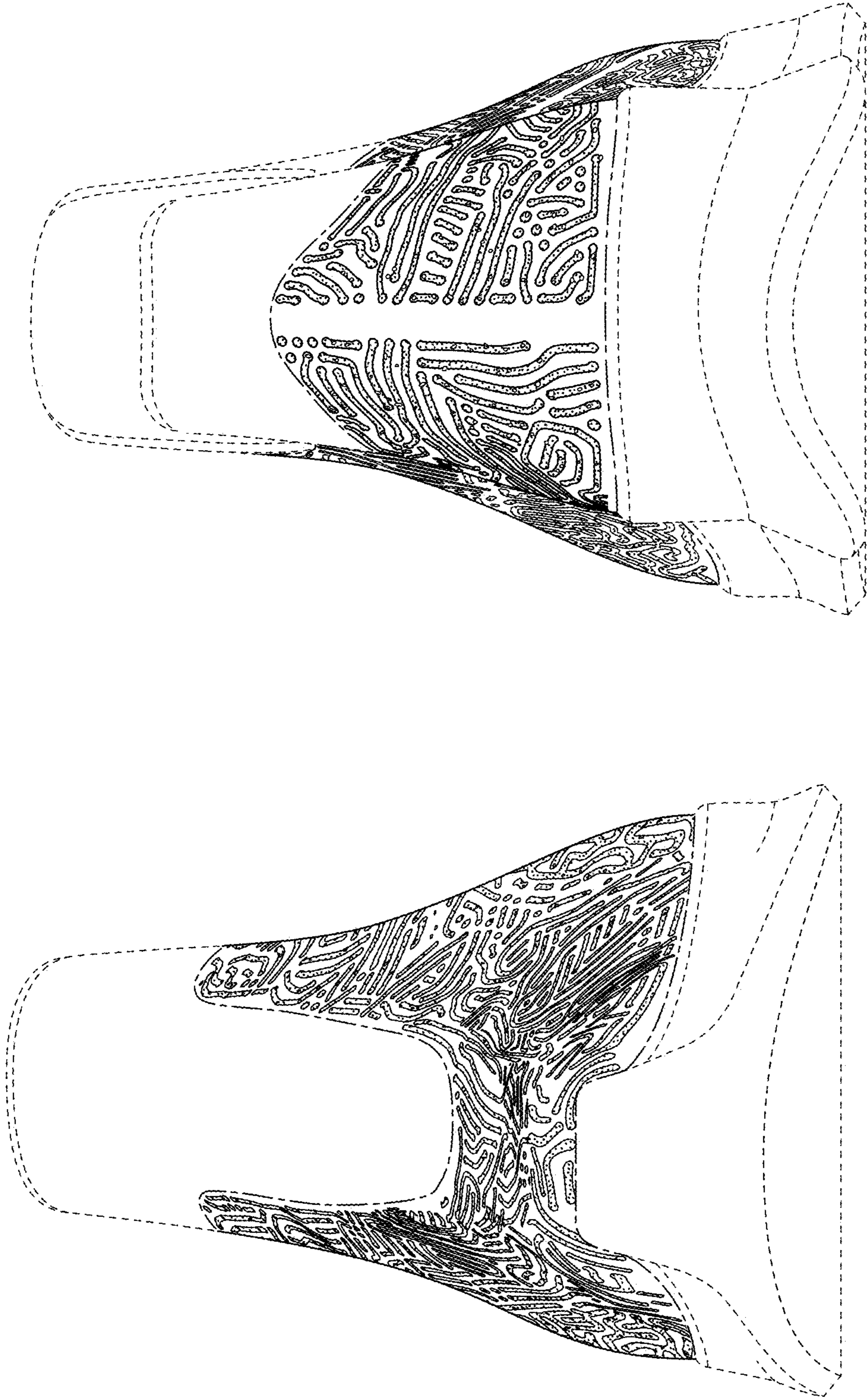


FIG. 3

FIG. 2

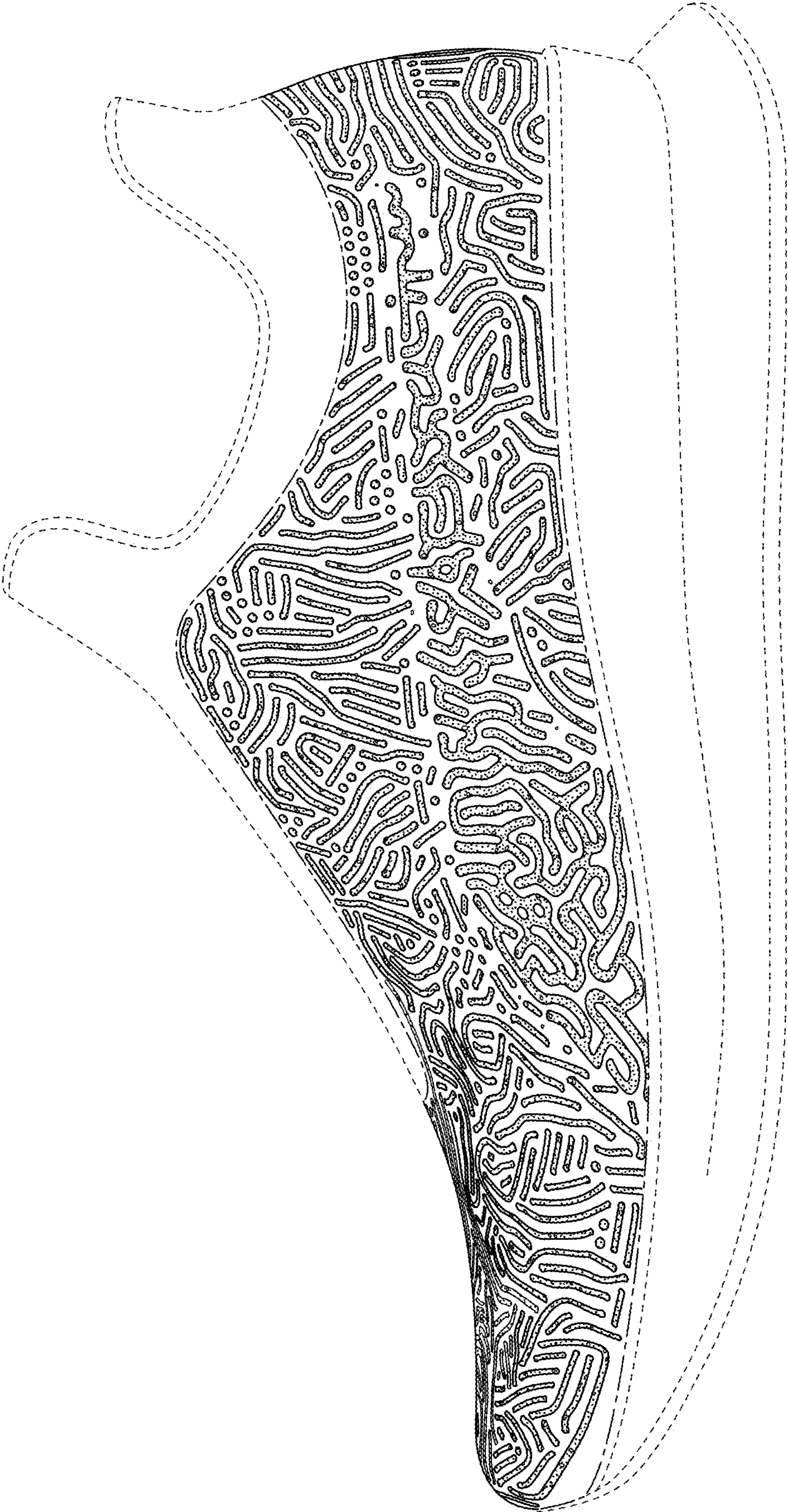


FIG. 4

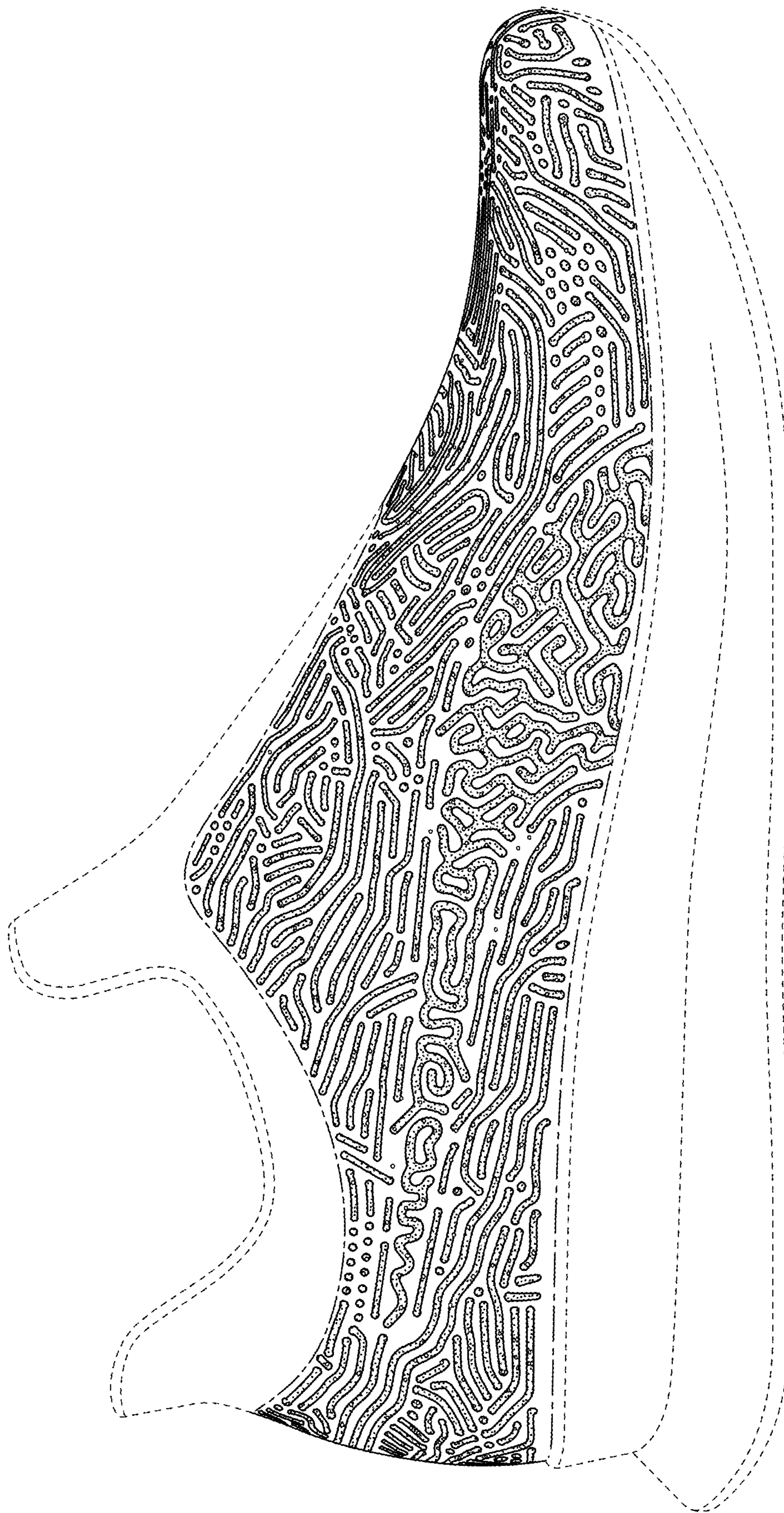


FIG. 5



FIG. 6

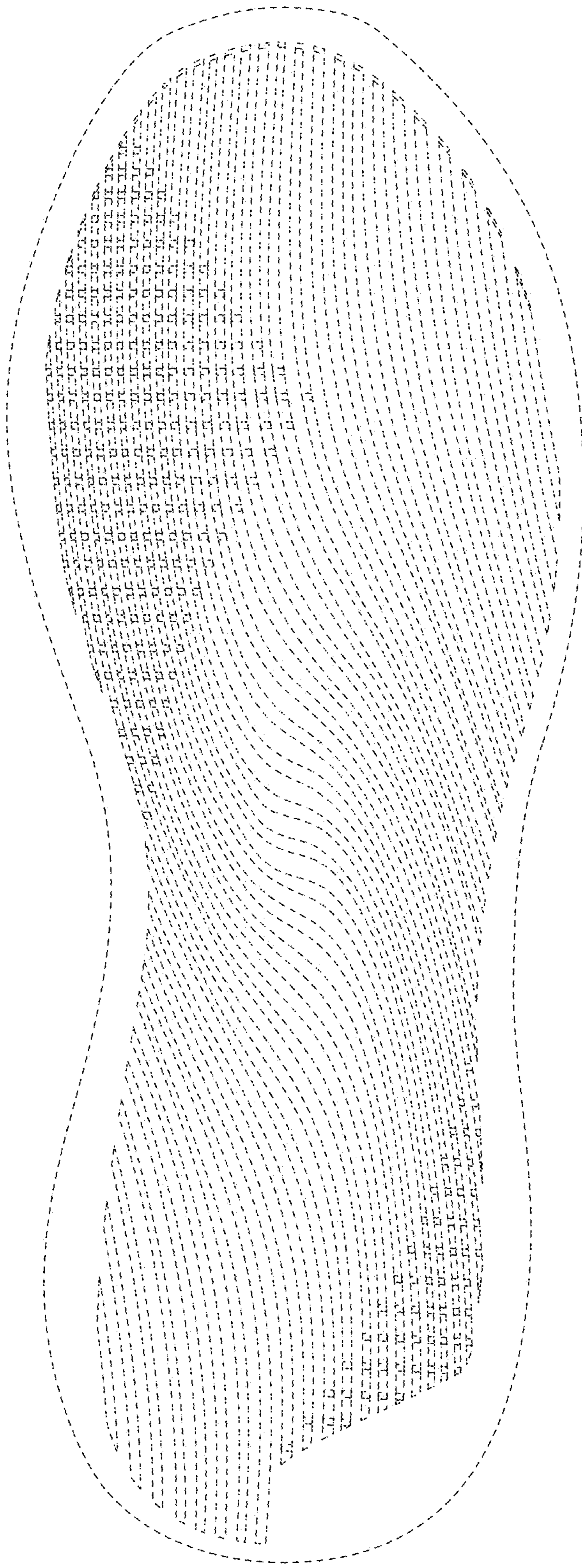


FIG. 7