



US00D918543S

(12) **United States Design Patent**
Weddle

(10) **Patent No.:** **US D918,543 S**

(45) **Date of Patent:** **** May 11, 2021**

(54) **GOLF SHOE UPPER**

(71) Applicant: **Acushnet Company**, Fairhaven, MA
(US)

(72) Inventor: **Daren S. Weddle**, Norwell, MA (US)

(73) Assignee: **Acushnet Company**, Fairhaven, MA
(US)

(**) Term: **15 Years**

(21) Appl. No.: **29/685,413**

(22) Filed: **Mar. 28, 2019**

(51) **LOC (13) Cl.** **02-04**

(52) **U.S. Cl.**
USPC **D2/902**

(58) **Field of Classification Search**
USPC D2/902, 907, 908, 910, 944, 945, 946,
D2/969, 970, 971, 972, 973, 974, 975,
D2/976
CPC A43B 3/14; A43B 3/0084; A43B 5/001;
A43B 13/223; A43B 5/00; A43C 9/02;
A43C 11/24
See application file for complete search history.

(56) **References Cited**

U.S. PATENT DOCUMENTS

D235,392 S *	6/1975	Blumenfeld	D2/906
D530,068 S	10/2006	Lane, III et al.		
D538,518 S *	3/2007	Della Valle	D2/902
D568,585 S *	5/2008	Dolce	D2/902
D595,947 S	7/2009	Montes		
D620,689 S *	8/2010	Weber	D2/902
D664,344 S	7/2012	Bacon et al.		
D707,432 S	6/2014	Mochen et al.		
D722,760 S	2/2015	Lane		
D735,455 S	8/2015	Mochen et al.		

D805,743 S	12/2017	Feeney et al.		
D813,502 S *	3/2018	Weidenbach Gerbase	D2/902
D865,336 S *	11/2019	Jenkins	D2/907

* cited by examiner

Primary Examiner — Kevin K Rudzinski

Assistant Examiner — Amber J Rabie

(74) *Attorney, Agent, or Firm* — Kristin D. Wheeler

(57) **CLAIM**

The ornamental design for a golf shoe upper, as shown and described.

DESCRIPTION

FIG. 1 is a top perspective view of the golf shoe upper of this invention;

FIG. 2 is a medial side elevation view of the golf shoe upper of this invention;

FIG. 3 is a lateral side elevation view of the golf shoe upper of this invention;

FIG. 4 is a top plan view of the golf shoe upper of this invention;


FIG. 5 is a bottom plan view of the golf shoe upper of this invention.

FIG. 6 is a front elevation view of the golf shoe upper of this invention; and,

FIG. 7 is a rear elevation view of the golf shoe upper of this invention.

In FIGS. 1-7, the broken lines showing a logo on the top surface of the shoe form no part of the claimed design. The remaining broken lines shown on the top surface of the shoe are representative of stitching that forms part of the claimed design. The different stippling shown on the top surface of the shoe indicates a contrast in appearance between the respective areas of the top surface. Also, the broken lines showing a shoe outsole including logo and traction members on the bottom surface of the shoe form no part of the claimed design.

1 Claim, 6 Drawing Sheets



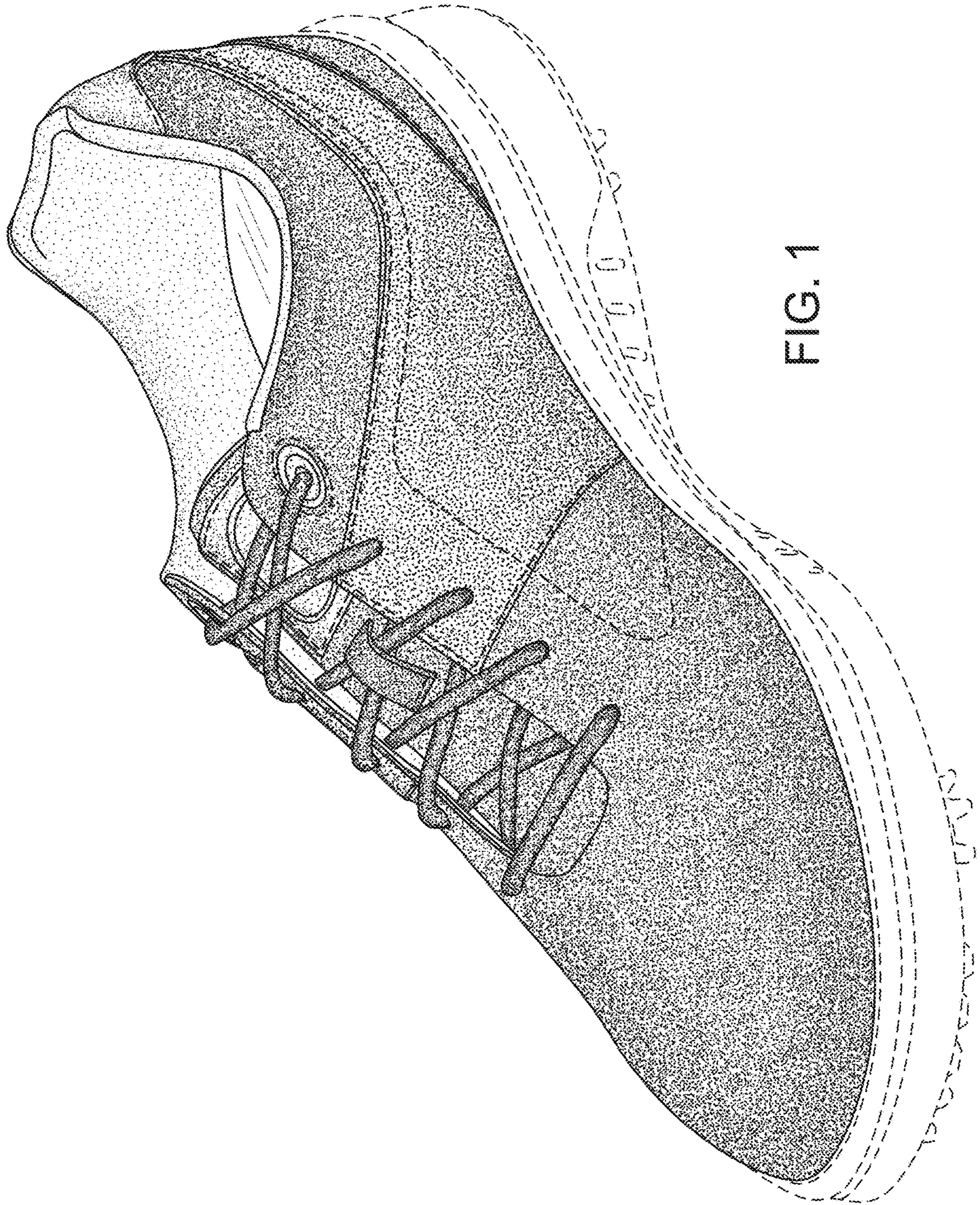


FIG. 1

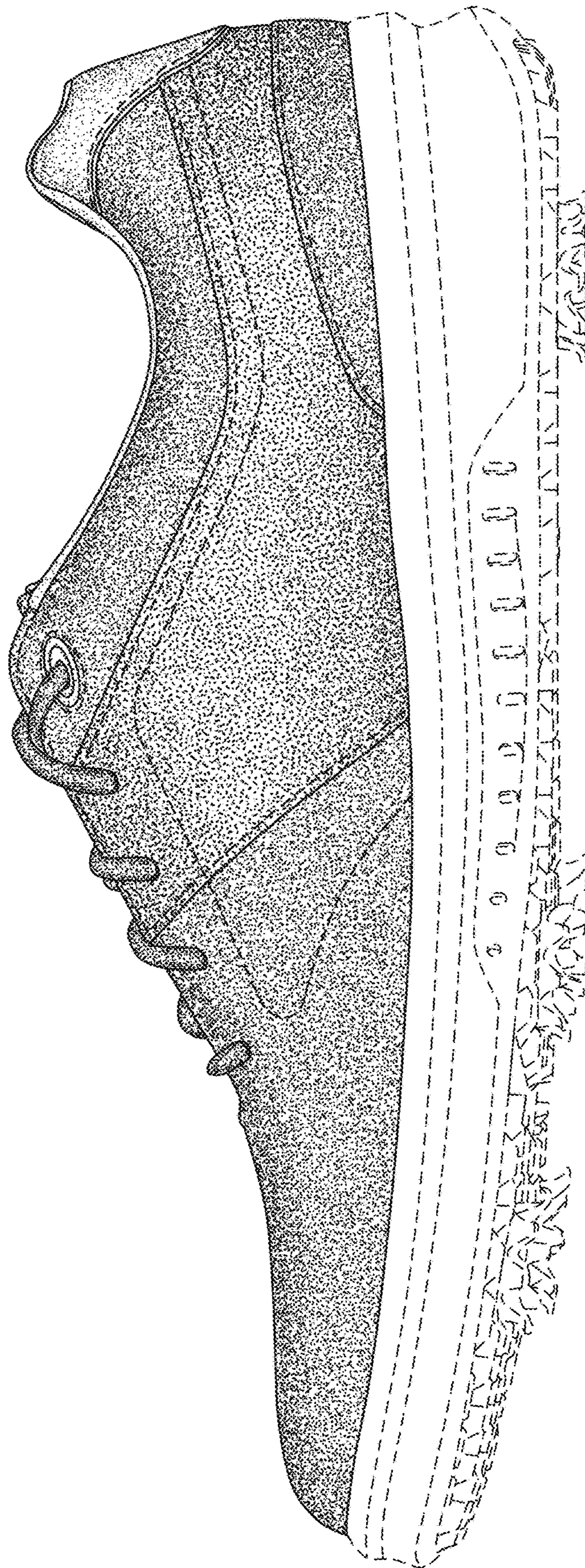


FIG. 2

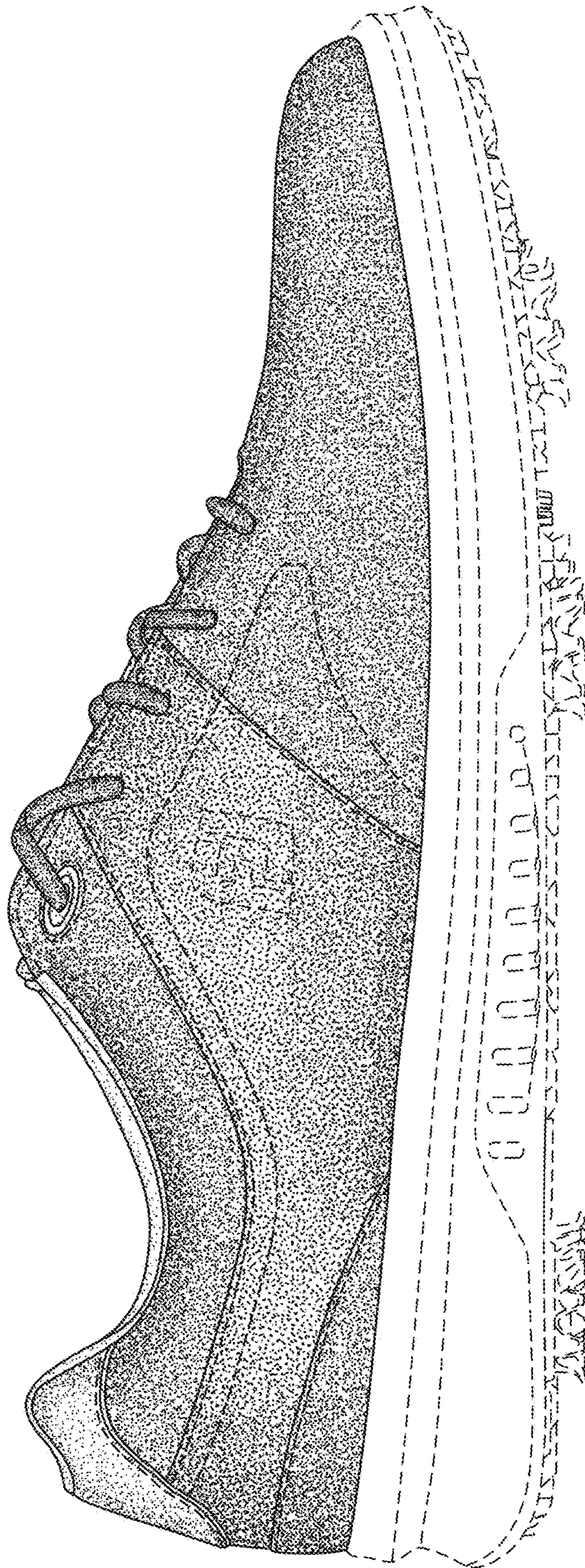


FIG. 3

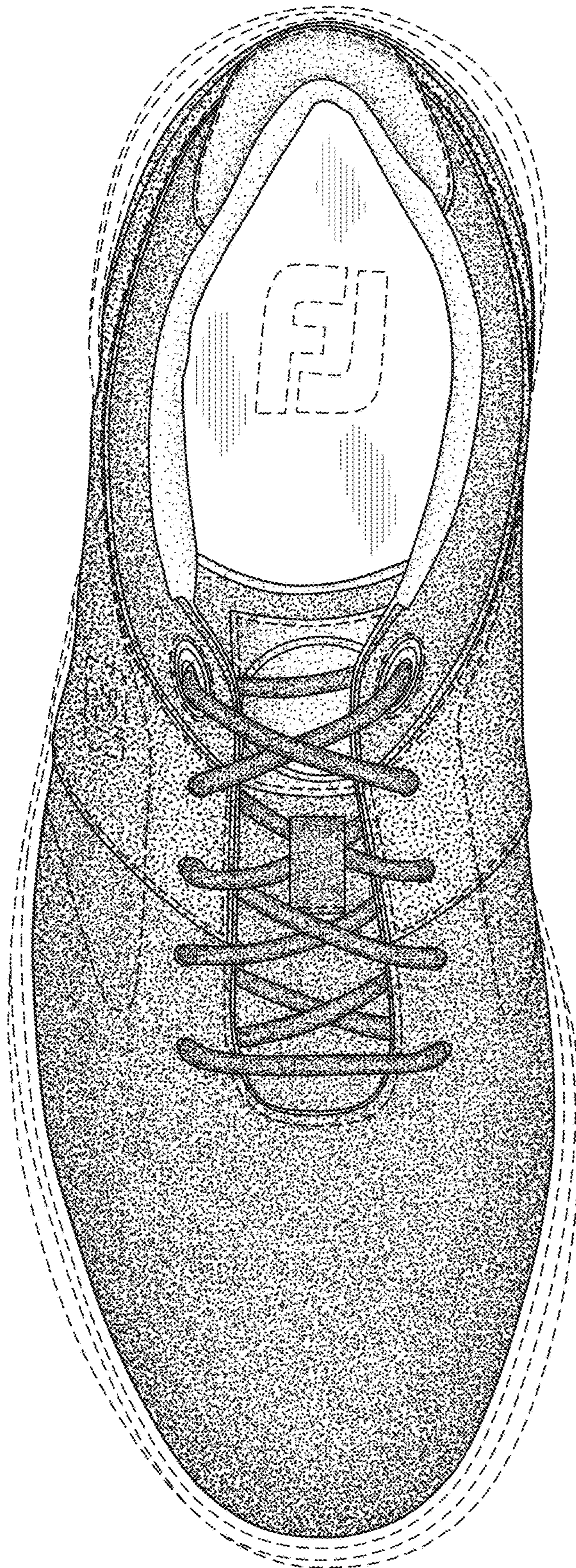


FIG. 4

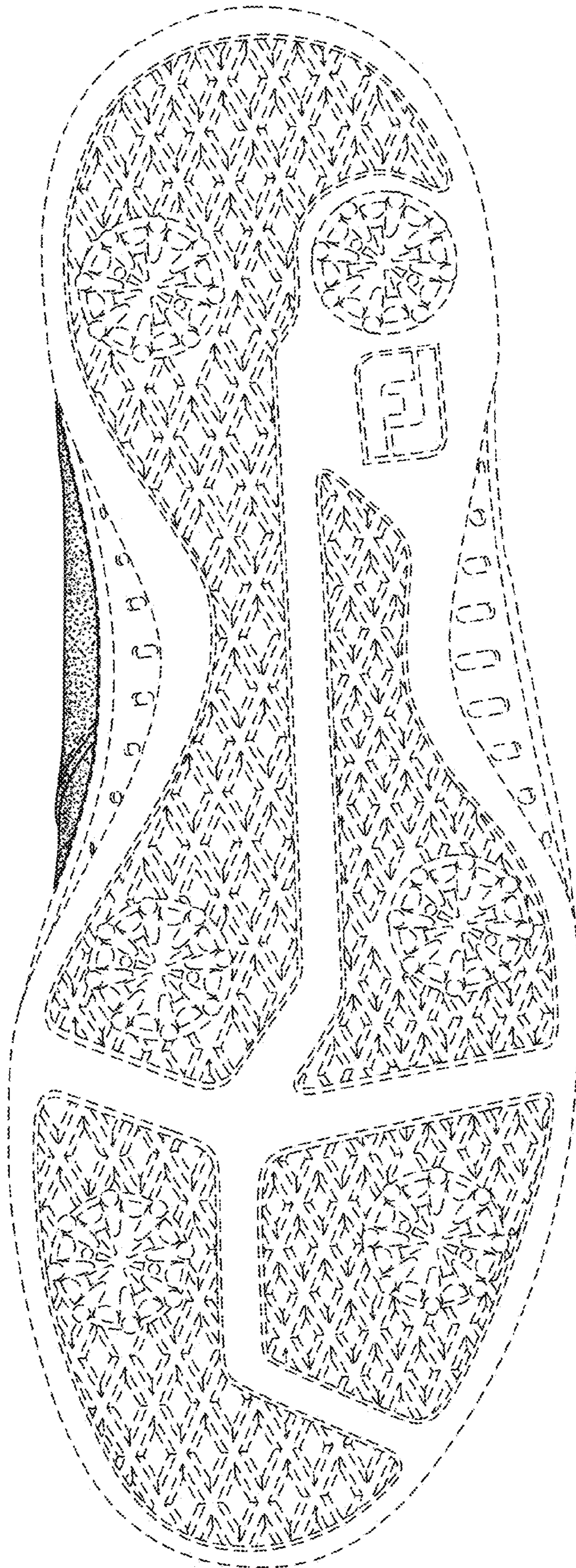


FIG. 5

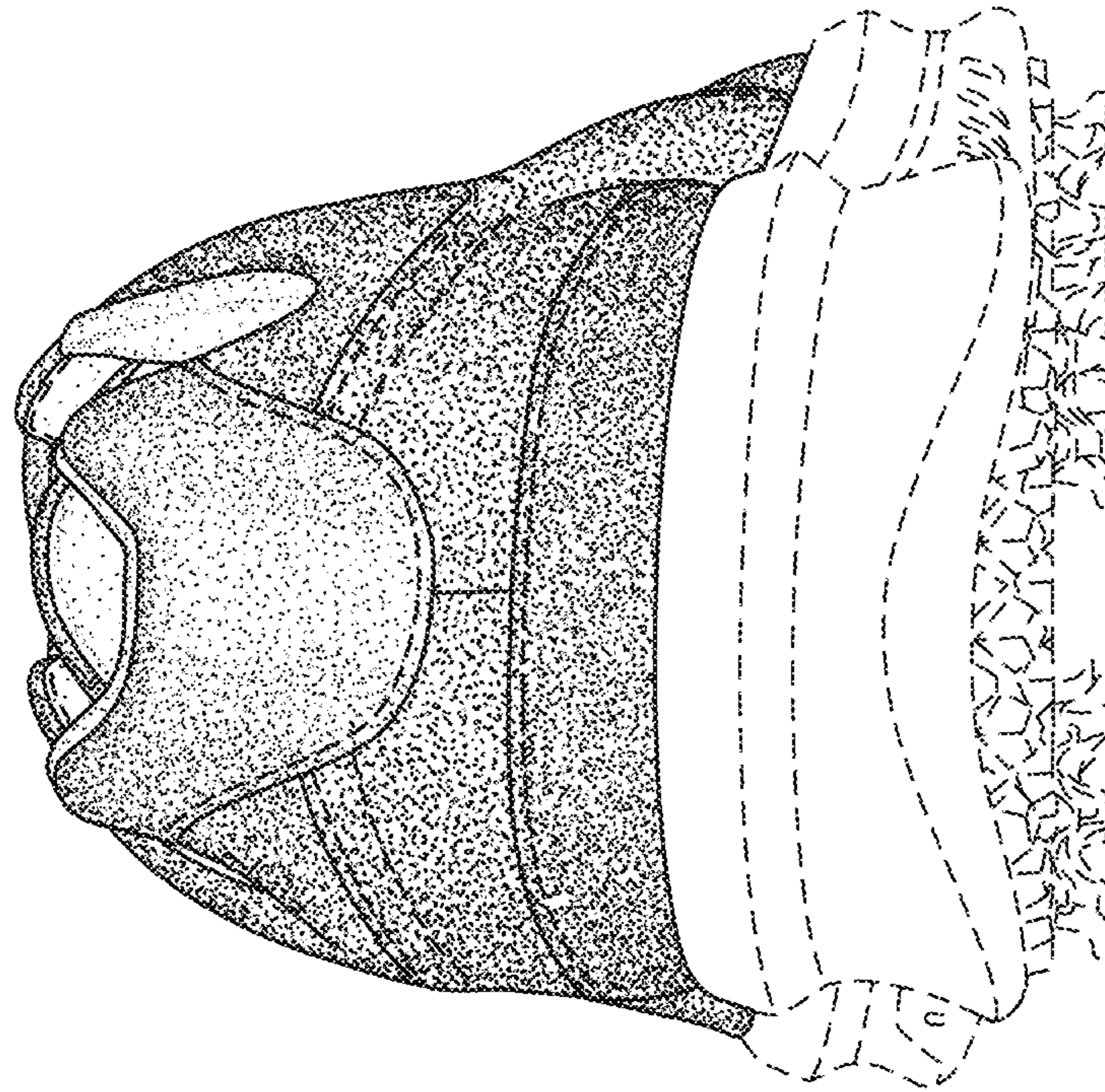


FIG. 7

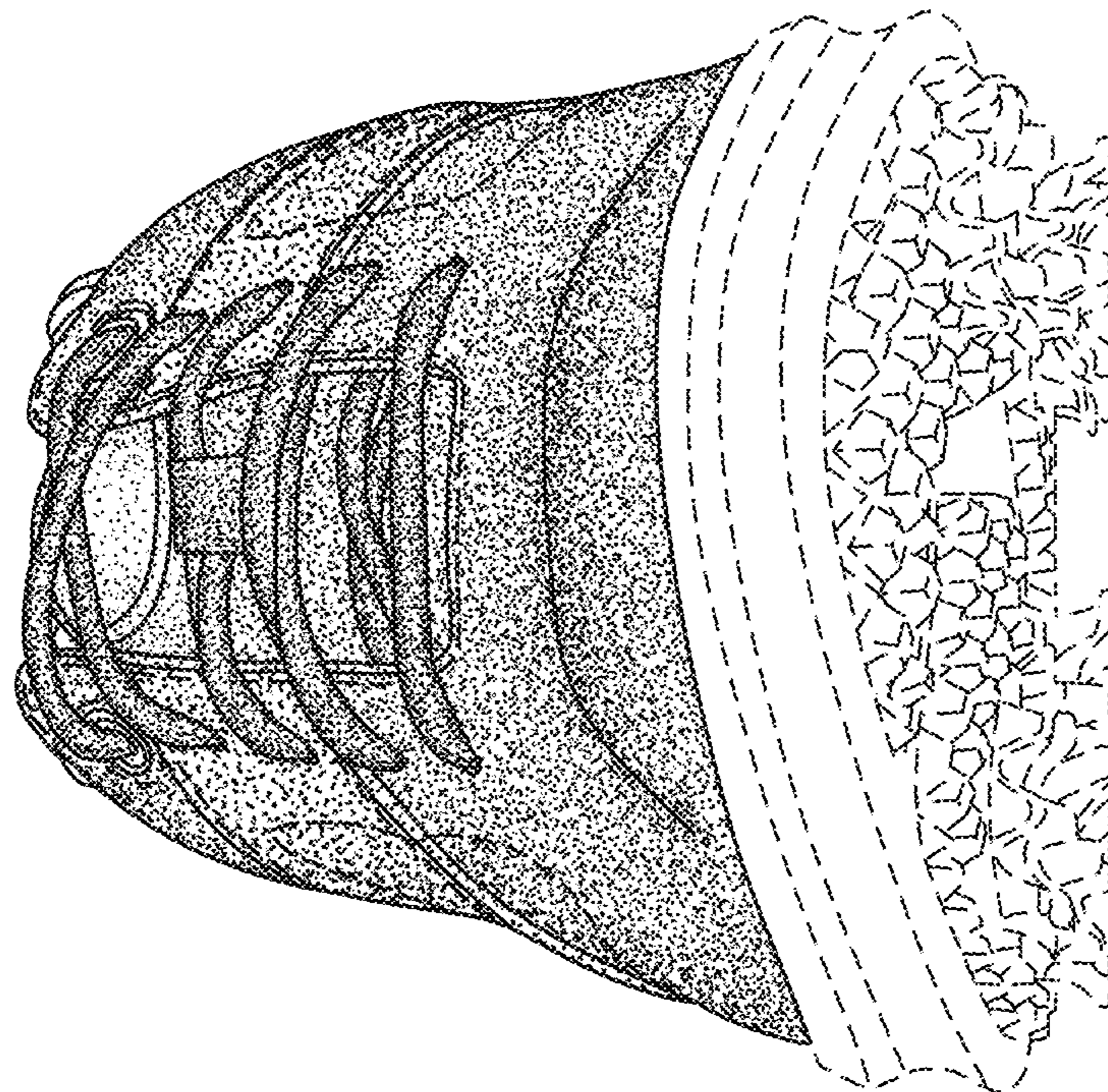


FIG. 6