



US00D918542S

(12) **United States Design Patent**
Ruan

(10) **Patent No.:** **US D918,542 S**

(45) **Date of Patent:** **** May 11, 2021**

(54) **SHOE**

(71) Applicant: **Quanzhou Jiemingsi Network Technology Co. LTD, Quanzhou (CN)**

(72) Inventor: **MingMing Ruan, Fuding (CN)**

(**) Term: **15 Years**

(21) Appl. No.: **29/761,701**

(22) Filed: **Dec. 11, 2020**

(51) **LOC (13) Cl.** **02-04**

(52) **U.S. Cl.**
USPC **D2/897; D2/944; D2/951**

(58) **Field of Classification Search**
USPC D2/896-900, 909-912, 920, 943-946,
D2/951, 969, 970, 972, 974
CPC A43B 23/07; A43B 3/16; A43B 23/00
See application file for complete search history.

(56) **References Cited**

U.S. PATENT DOCUMENTS

D330,108 S	*	10/1992	Kazapowski	D2/897
D376,470 S	*	12/1996	Fabio	D2/897
D547,031 S	*	7/2007	Fennell	D2/897
D564,185 S		3/2008	Cohen		
D564,186 S		3/2008	Cohen		

D581,645 S	*	12/2008	Roy	D2/897
D590,137 S	*	4/2009	Austin	D2/897
D655,484 S	*	3/2012	Ebron	D2/902
D775,794 S	*	1/2017	Stovall	D2/897
D855,293 S		8/2019	Zhou		
D859,804 S	*	9/2019	McLemore	D2/969
D863,734 S	*	10/2019	Hardy	D2/907

* cited by examiner

Primary Examiner — Rashida C. Walshon

(57) **CLAIM**

The ornamental design for a shoe, as shown and described.

DESCRIPTION

FIG. 1 is a first perspective view of a shoe showing my new design;
FIG. 2 is a second perspective view thereof;
FIG. 3 is a front view thereof.
FIG. 4 is a back view thereof;
FIG. 5 is a left side view thereof.
FIG. 6 is a right side view thereof;
FIG. 7 is a top view thereof; and,
FIG. 8 is a bottom view thereof.

1 Claim, 8 Drawing Sheets





FIG. 1



FIG. 2

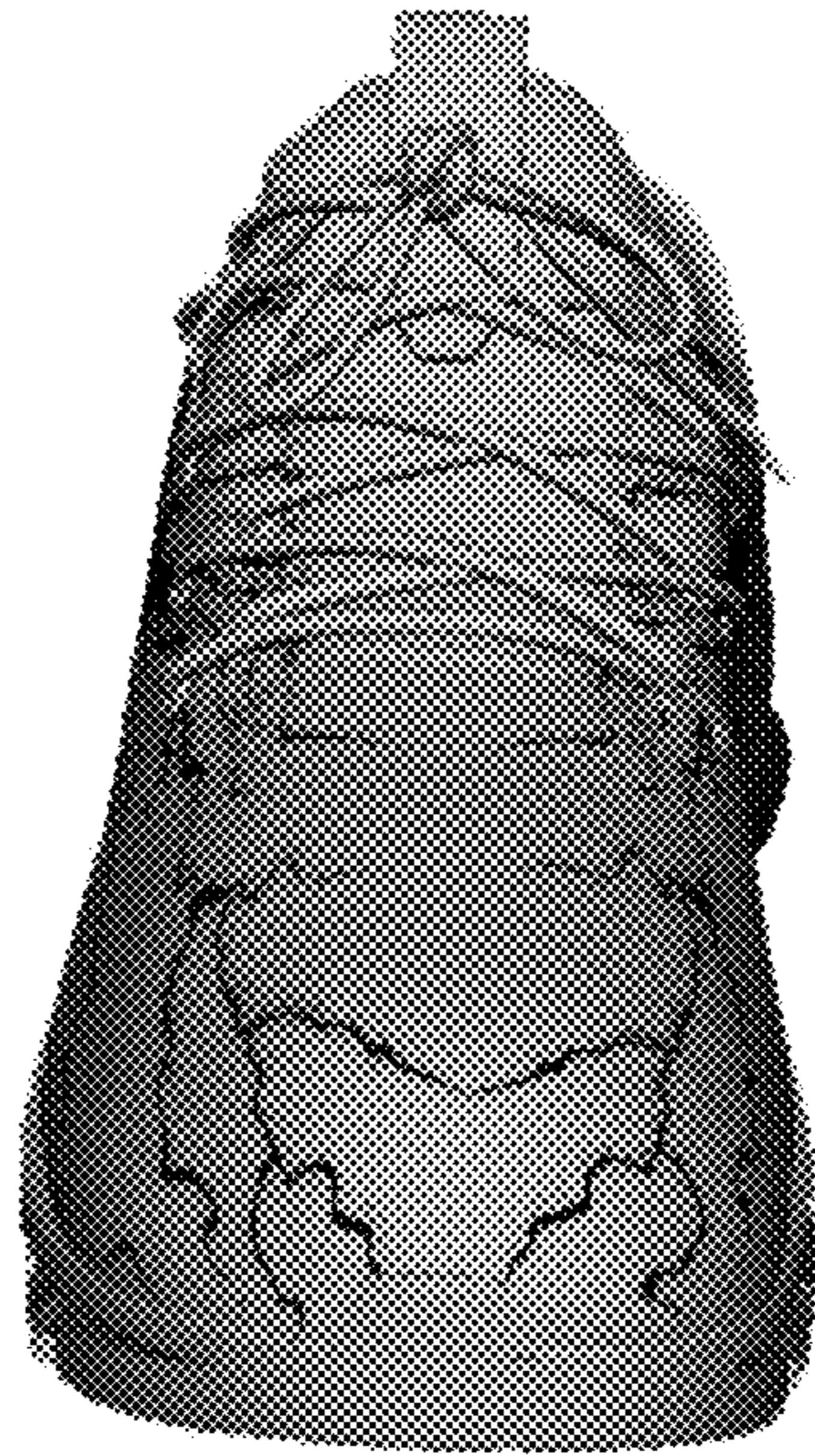


FIG. 3




FIG. 4



FIG. 5



FIG. 6




FIG. 7




FIG. 8