



US00D918539S

(12) **United States Design Patent** (10) **Patent No.:** **US D918,539 S**
Yu (45) **Date of Patent:** **** May 11, 2021**

(54) **HEADBAND**
(71) Applicant: **Binbin Yu**, Shangrao (CN)
(72) Inventor: **Binbin Yu**, Shangrao (CN)
(**) Term: **15 Years**
(21) Appl. No.: **29/740,533**
(22) Filed: **Jul. 6, 2020**
(51) **LOC (13) Cl.** **02-03**
(52) **U.S. Cl.**
USPC **D2/875**
(58) **Field of Classification Search**
USPC D2/500, 600, 602, 865, 866, 869, 870,
D2/871, 872, 874, 875, 877, 891, 892,
D2/894, 895; D21/662, 683, 684;
D11/4; D24/191; D28/41
CPC A41D 20/00; A41D 20/005; A41D 23/00;
A42B 1/00; A42B 1/002; A42B 1/004;
A42B 1/006; A42B 1/02; A42B 1/069;
A42B 1/08; A42B 1/14; A42B 1/205;
A42B 1/208; A42B 1/22; A42B 1/24;
A42B 3/00; A42C 5/00; A42C 5/02;
A42C 5/04; A45D 8/36
See application file for complete search history.

(56) **References Cited**
U.S. PATENT DOCUMENTS
D30,327 S * 3/1899 Bliss D2/894
2,116,082 A * 5/1938 Radford A42C 5/02
2/181
2,875,447 A * 3/1959 Goldmerstein A42C 5/02
2/209.3
D192,070 S * 1/1962 Wall D29/112
3,197,787 A * 8/1965 Toguan A42B 1/08
2/171
4,062,063 A * 12/1977 Bloom A42B 1/205
2/184.5
5,177,811 A * 1/1993 Ulrich A42B 1/062
2/209.7

5,395,400 A * 3/1995 Stafford A42B 1/008
2/209
5,806,535 A * 9/1998 Becker A41G 3/0016
132/53
5,845,338 A * 12/1998 Clark A42B 1/206
2/195.1
5,875,488 A * 3/1999 Milani A42B 1/225
2/12
6,199,213 B1 * 3/2001 Whang A42B 1/06
2/181

(Continued)

Primary Examiner — Jasmine Mlinarcik
(74) *Attorney, Agent, or Firm* — Law Offices of Steven
W. Weinrieb

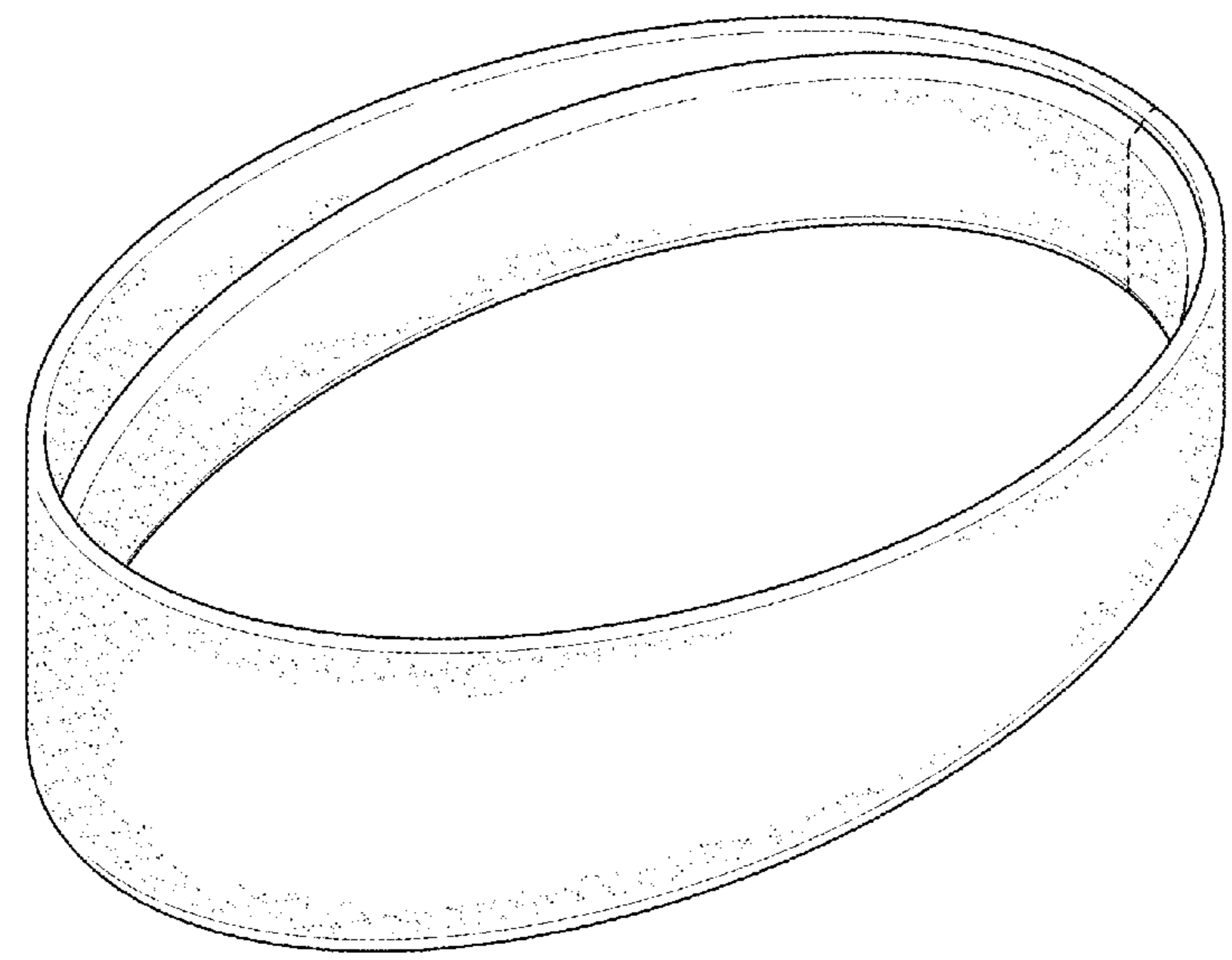
(57) **CLAIM**

The ornamental design for a headband, as shown and described.

DESCRIPTION

FIG. 1 is a front, right side, top perspective view of a headband showing my new design;
FIG. 2 is a rear, left side, bottom perspective view thereof;
FIG. 3 is a front elevational view thereof;
FIG. 4 is a rear elevational view thereof;
FIG. 5 is a left side elevational view thereof;
FIG. 6 is a right side elevational view thereof;
FIG. 7 is a top plan view thereof;
FIG. 8 is a bottom plan view thereof;
FIG. 9 is a front, right side view of the headband when it is being used; and,
FIG. 10 is a rear, left side view of the headband when it is being used.
The broken lines along the surface of the headband do not form part of the claimed design. The broken line outline of the partial human figure assists in illustrating how the headband may appear when in a position of use and forms no part of the claimed design.

1 Claim, 10 Drawing Sheets



(56)

References Cited

U.S. PATENT DOCUMENTS

6,227,011	B1 *	5/2001	Cortinovis	A41D 20/00 2/171
D463,899	S	10/2002	Young et al.	
D475,804	S	6/2003	Stachowski	
D589,235	S *	3/2009	Kelleghan	D2/876
8,813,265	B2 *	8/2014	Schwantes	A41D 20/00 2/209.13
8,931,117	B2 *	1/2015	Terrell	A41D 20/00 2/181
D753,903	S	4/2016	Nachison	
D779,120	S *	2/2017	Cull	D28/41
9,636,066	B2 *	5/2017	Idrees	A61B 5/0022
D806,365	S *	1/2018	Yates	D2/889
D808,622	S	1/2018	Yates	
D832,558	S *	11/2018	Hawes	D2/875
D833,119	S	11/2018	Yates	
D843,523	S *	3/2019	Young	D21/692
D870,062	S	12/2019	Peng	
10,631,793	B1 *	4/2020	Luster	A41D 20/00
2009/0025113	A1 *	1/2009	Kelleghan	A42B 1/24 2/12
2010/0107307	A1 *	5/2010	Lee	A42C 5/02 2/181

* cited by examiner

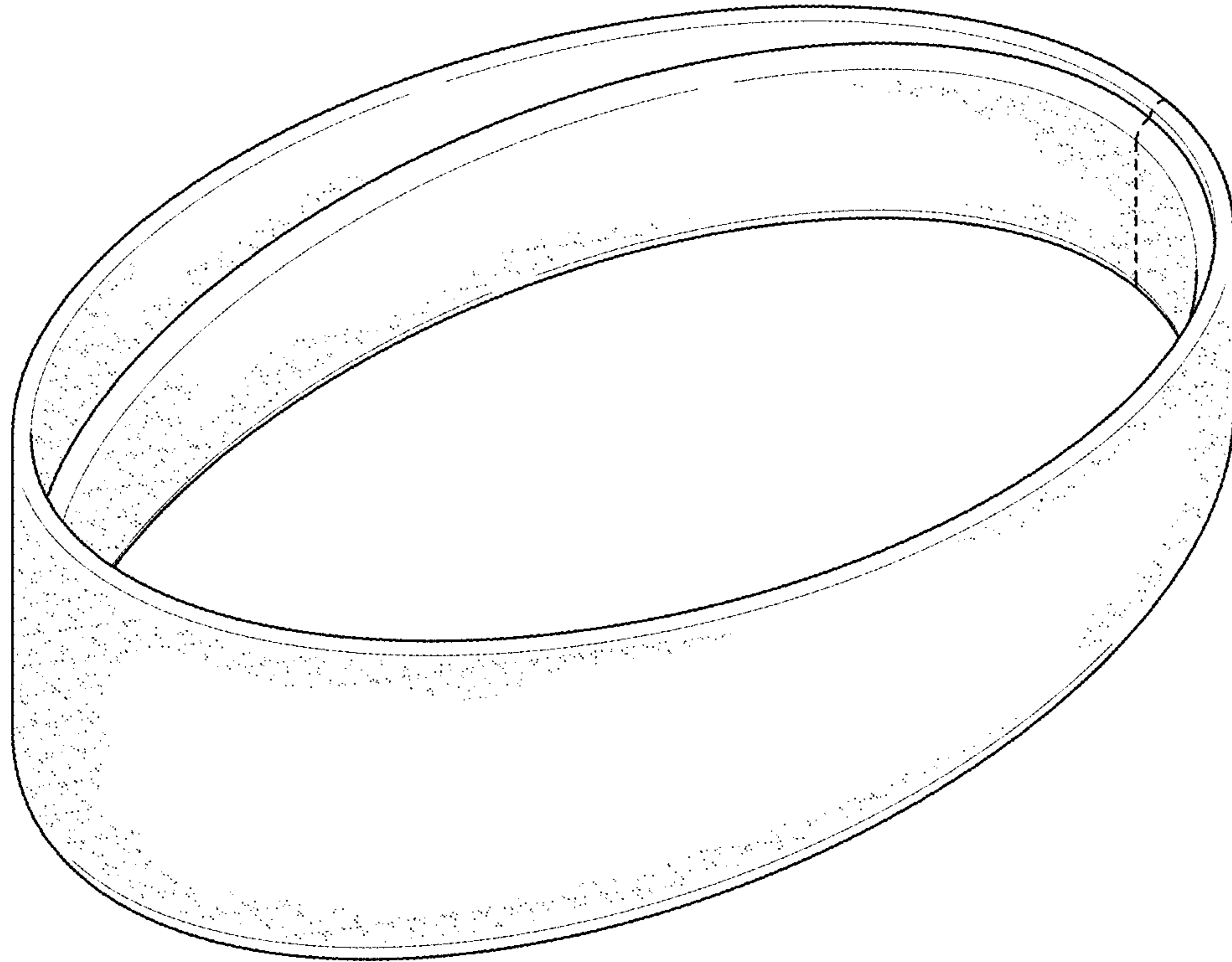


FIG. 1

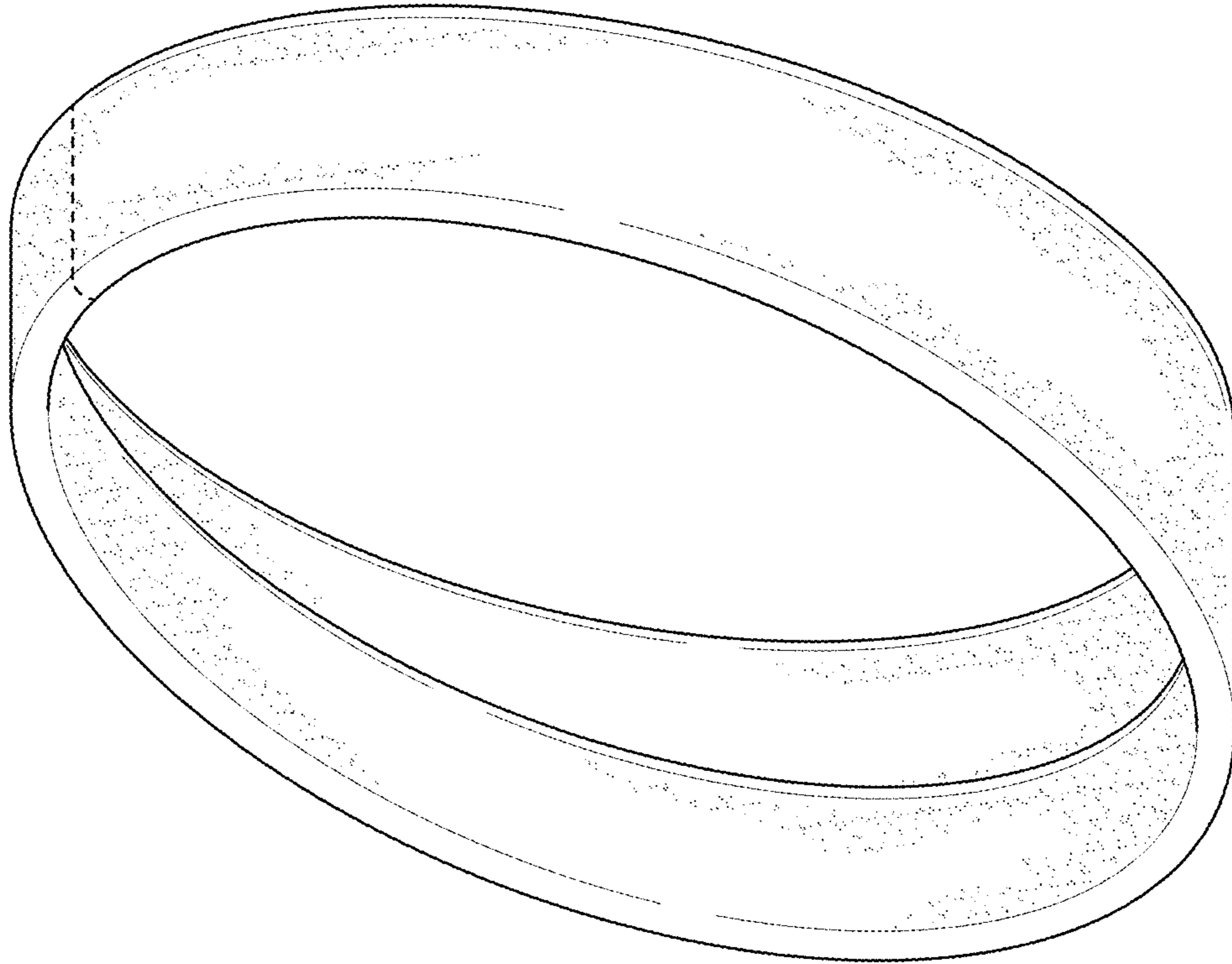


FIG. 2




FIG. 3

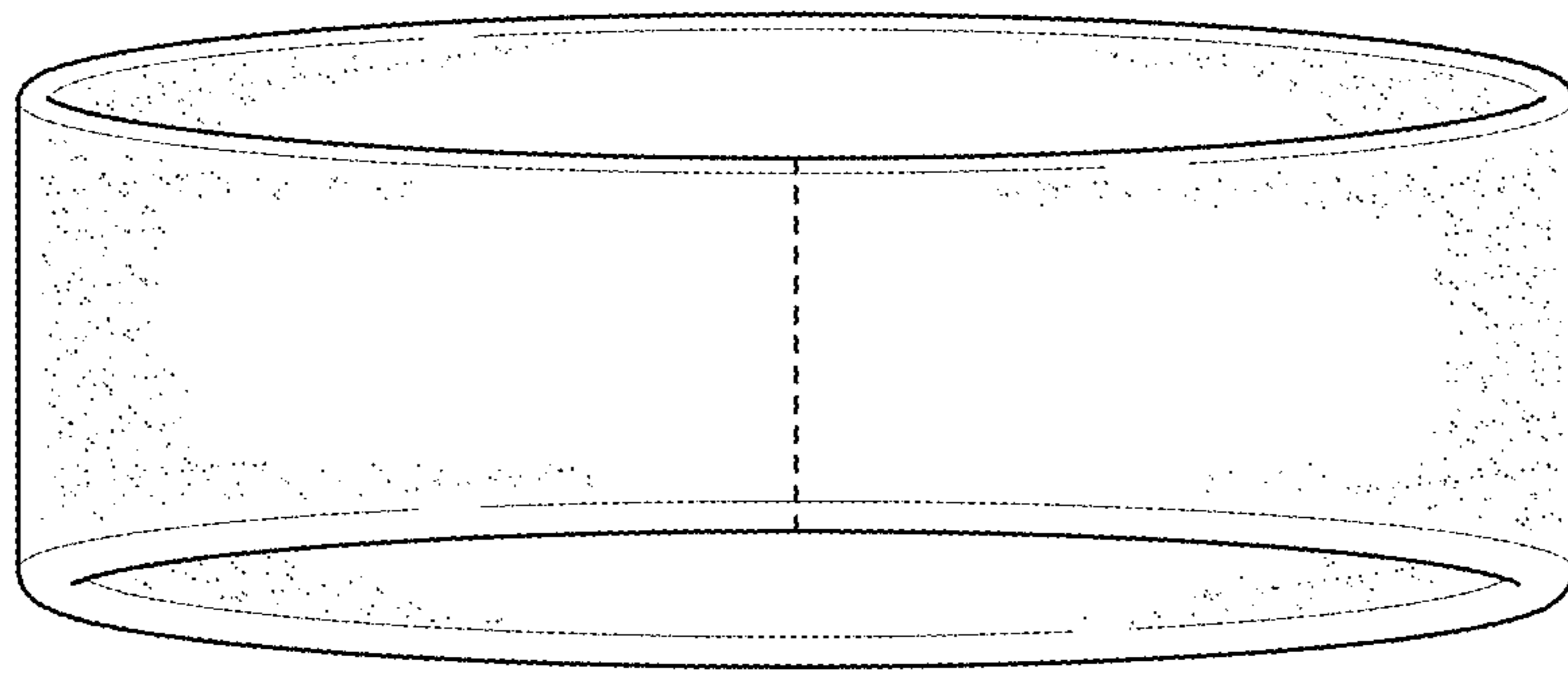


FIG. 4

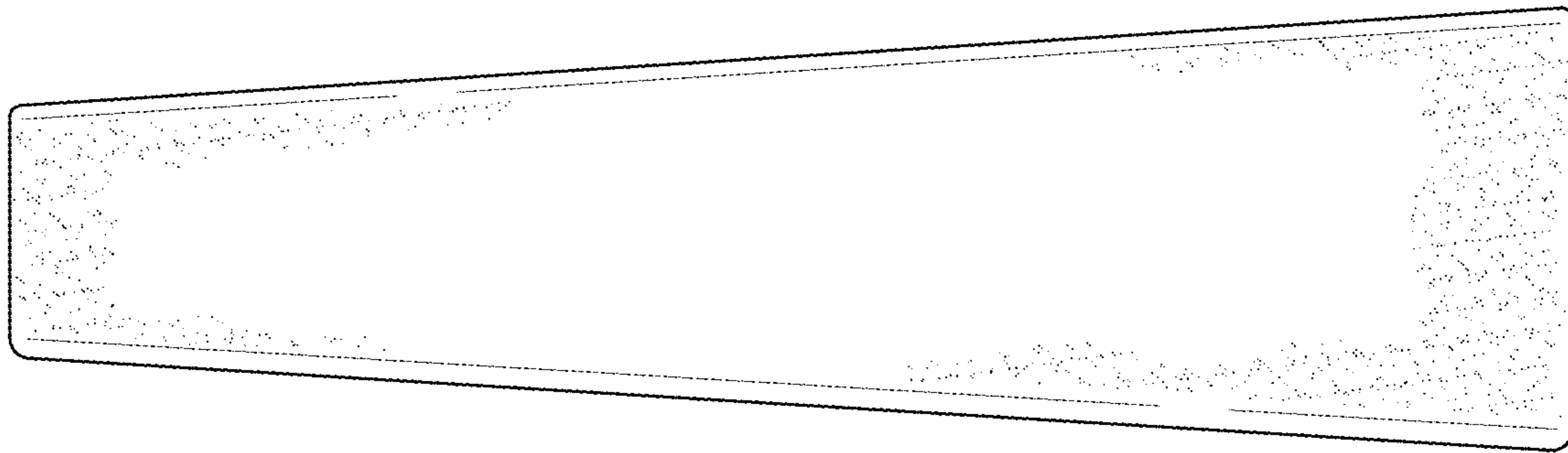


FIG. 5

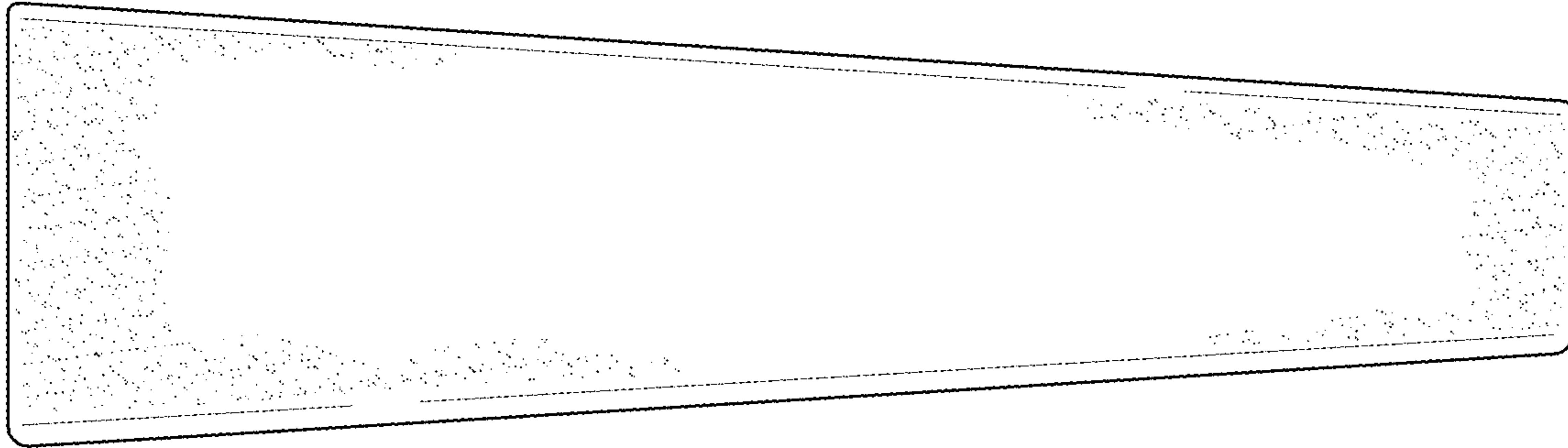


FIG. 6

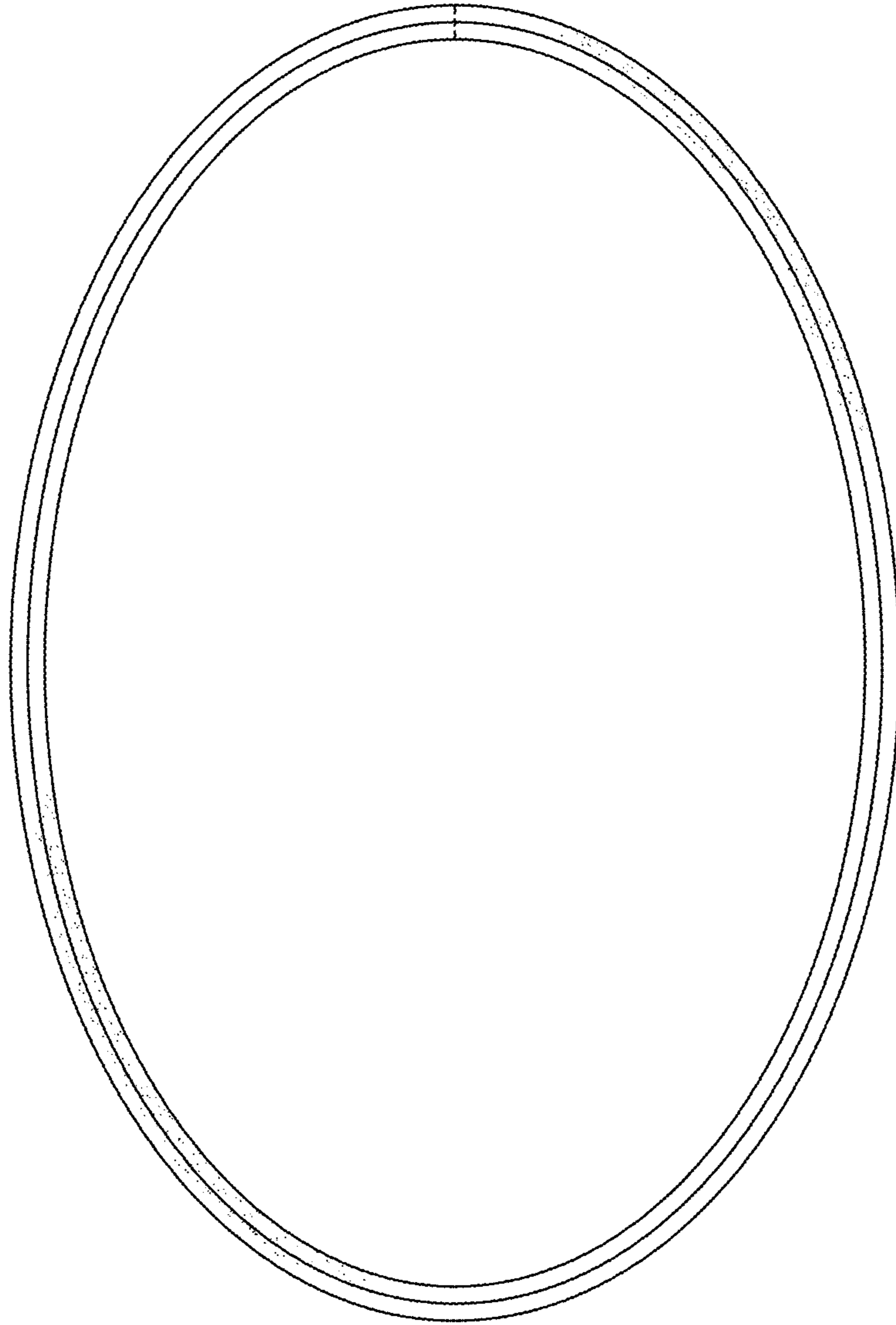


FIG. 7

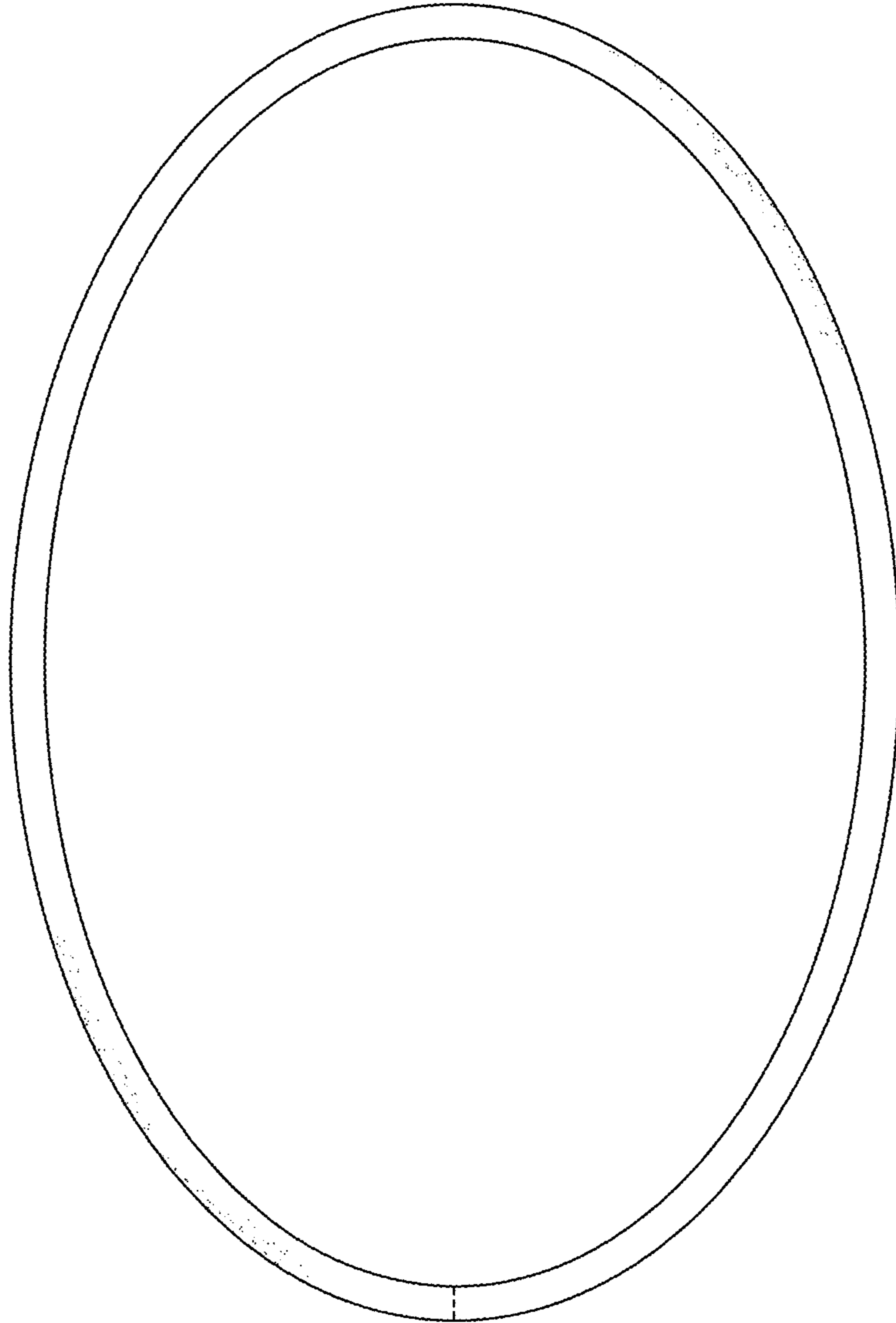


FIG. 8

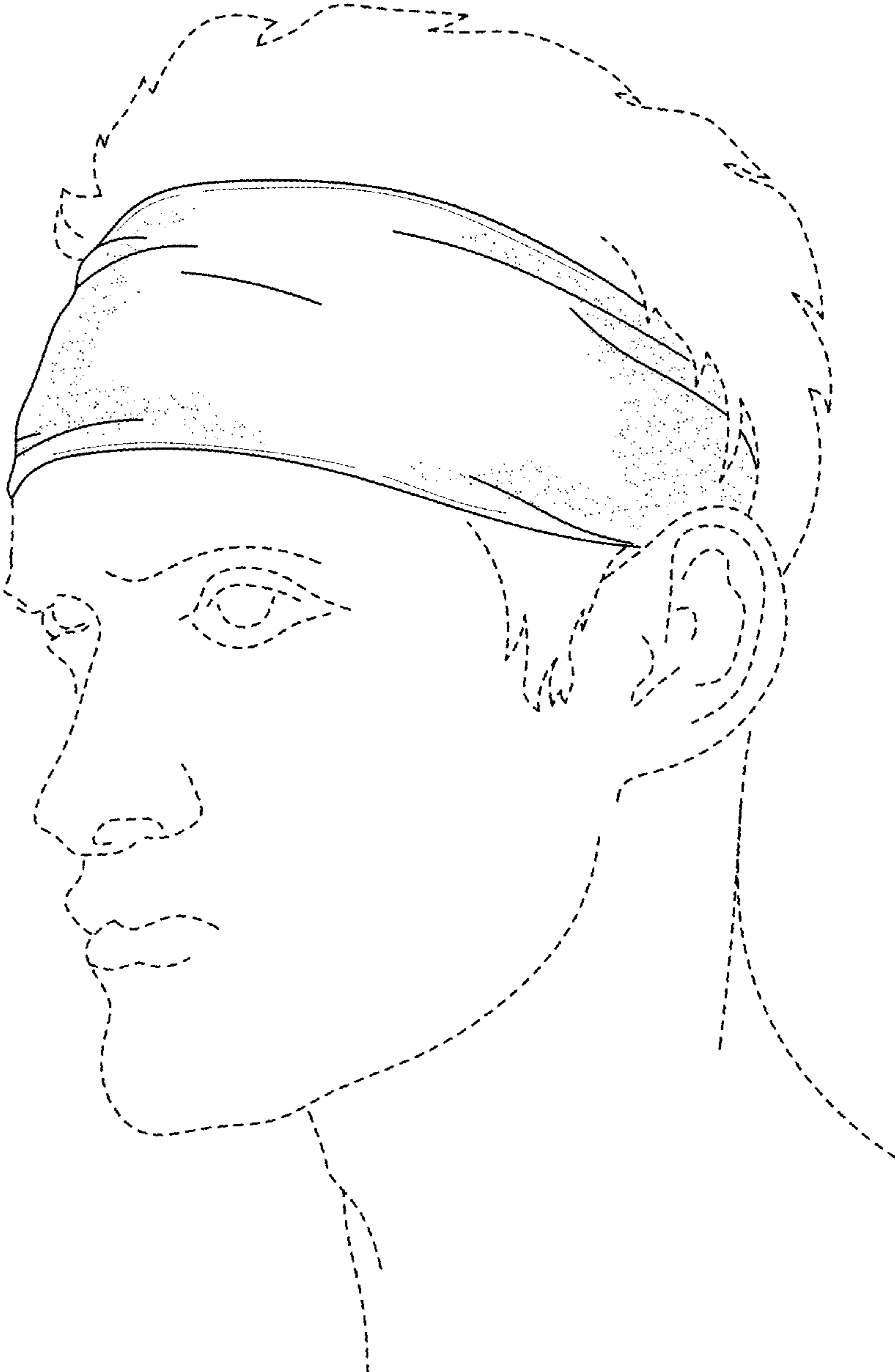


FIG. 9

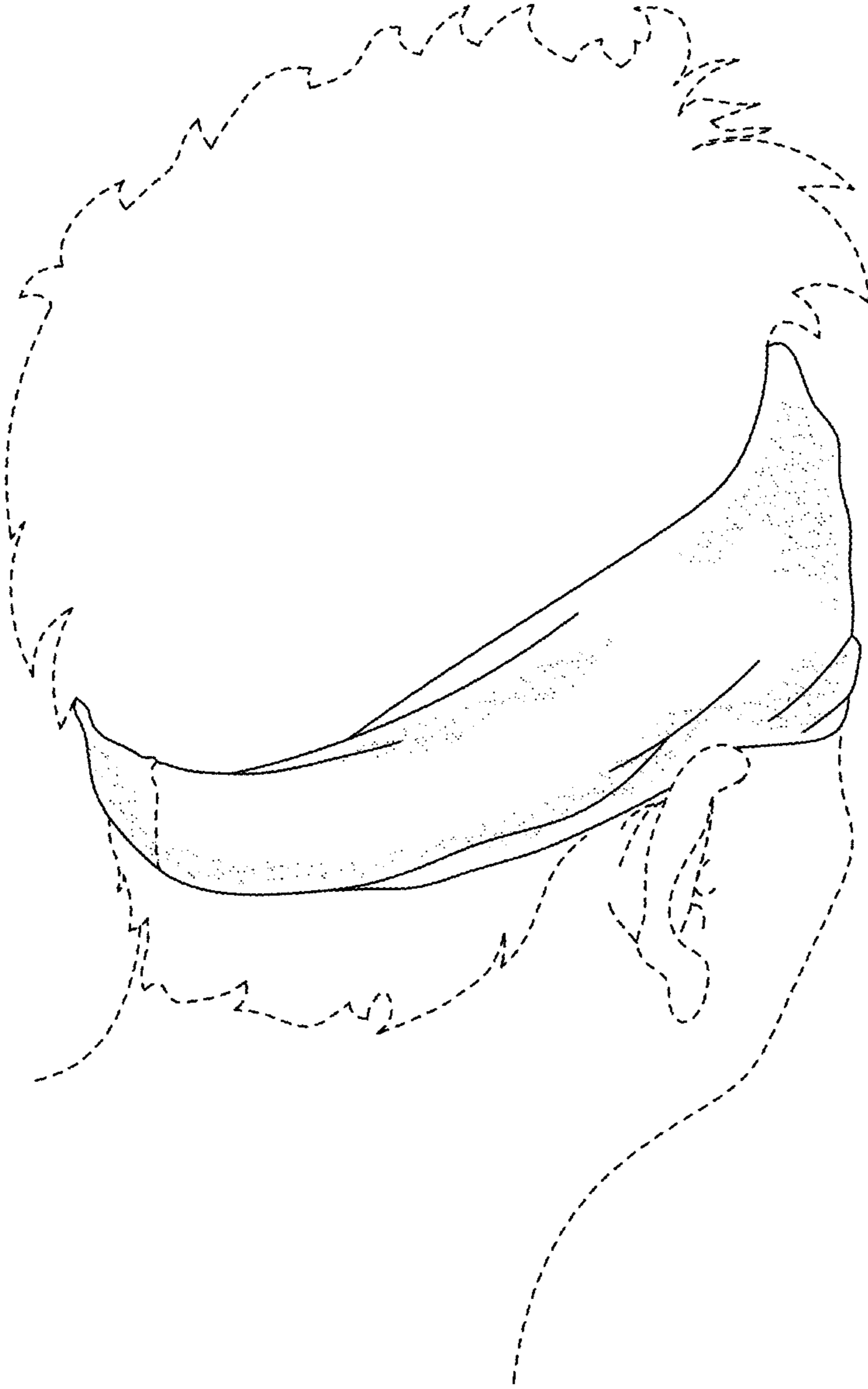


FIG. 10