



US00D918538S

(12) **United States Design Patent**  
**Vega**

(10) **Patent No.:** **US D918,538 S**

(45) **Date of Patent:** **\*\* May 11, 2021**

(54) **SWIM CAP**

(71) Applicant: **Ada Vega**, New York, NY (US)

(72) Inventor: **Ada Vega**, New York, NY (US)

(\*\*) Term: **15 Years**

(21) Appl. No.: **29/731,737**

(22) Filed: **Apr. 17, 2020**

(51) **LOC (13) Cl.** ..... **02-03**

(52) **U.S. Cl.**  
USPC ..... **D2/867**

(58) **Field of Classification Search**  
USPC ..... D2/865, 866, 867, 868, 869, 870, 873,  
D2/875, 877, 878, 880, 881, 885, 886,  
D2/889, 891, 892, 895; D29/102, 106,  
D29/122  
CPC .. A42B 1/00; A42B 1/04; A42B 1/041; A42B  
1/043; A42B 1/12; A42B 3/00; A42C  
1/00; A42C 5/00; A42C 5/02; A45D 8/40  
See application file for complete search history.

(56) **References Cited**

**U.S. PATENT DOCUMENTS**

2,515,554	A *	7/1950	Freeman	.....	A42B 1/12
					2/68
3,447,164	A *	6/1969	Greenhouse	.....	A42B 1/12
					2/68
D266,626	S *	10/1982	Gooding	.....	D29/106
6,966,068	B2 *	11/2005	Johnson	.....	A42B 1/12
					2/200.2
D599,085	S *	9/2009	Booker	.....	D2/867

D720,520	S *	1/2015	Klaiber	.....	D2/889
D756,607	S *	5/2016	Eichenberger	.....	D2/867
9,538,799	B2 *	1/2017	Dodd	.....	A42B 1/12
9,848,664	B2 *	12/2017	Poldoski	.....	A42B 1/247
D844,252	S *	3/2019	Kirshon	.....	D29/102
D892,446	S *	8/2020	Yeomans	.....	D2/867
2019/0381360	A1 *	12/2019	Yeomans	.....	G06F 30/00
2020/0391083	A1 *	12/2020	Vega	.....	A63B 33/00

\* cited by examiner

*Primary Examiner* — Jasmine Mlinarcik

(74) *Attorney, Agent, or Firm* — Stuart M. Goldstein

(57) **CLAIM**

The ornamental design for the swim cap, as shown and described.

**DESCRIPTION**

FIG. 1 is a perspective front view of the swim cap of the present invention.

FIG. 2 is the front view of the swim cap of the present invention.

FIG. 3 is the rear view of the swim cap of the present invention.

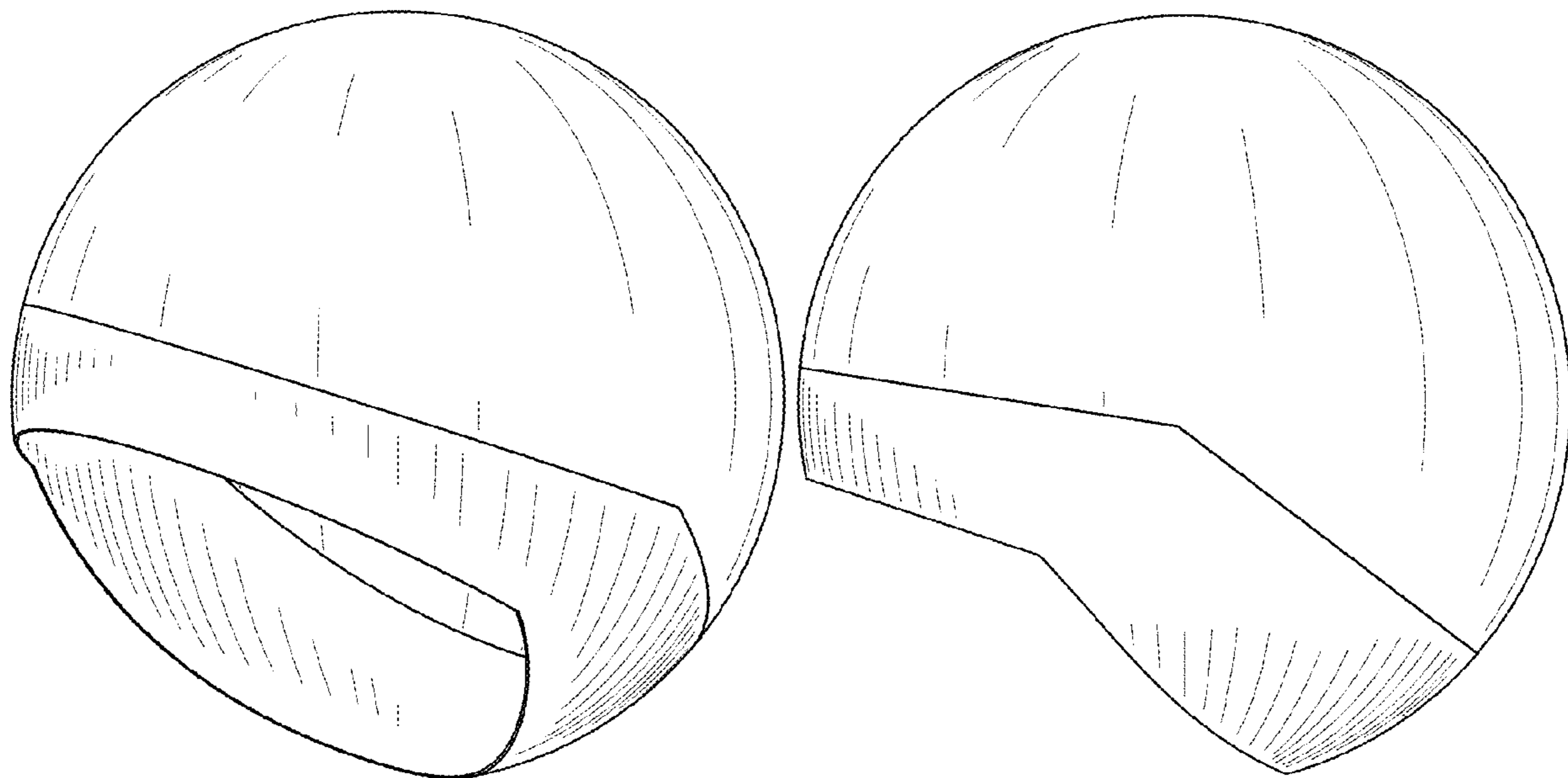
FIG. 4 is the side elevation view of the swim cap of the present invention.

FIG. 5 is the opposite side elevation view of the swim cap of the present invention.

FIG. 6 is the top view of the swim cap of the present invention; and,

FIG. 7 is the bottom view of the swim cap of the present invention.

**1 Claim, 4 Drawing Sheets**






FIG. 1

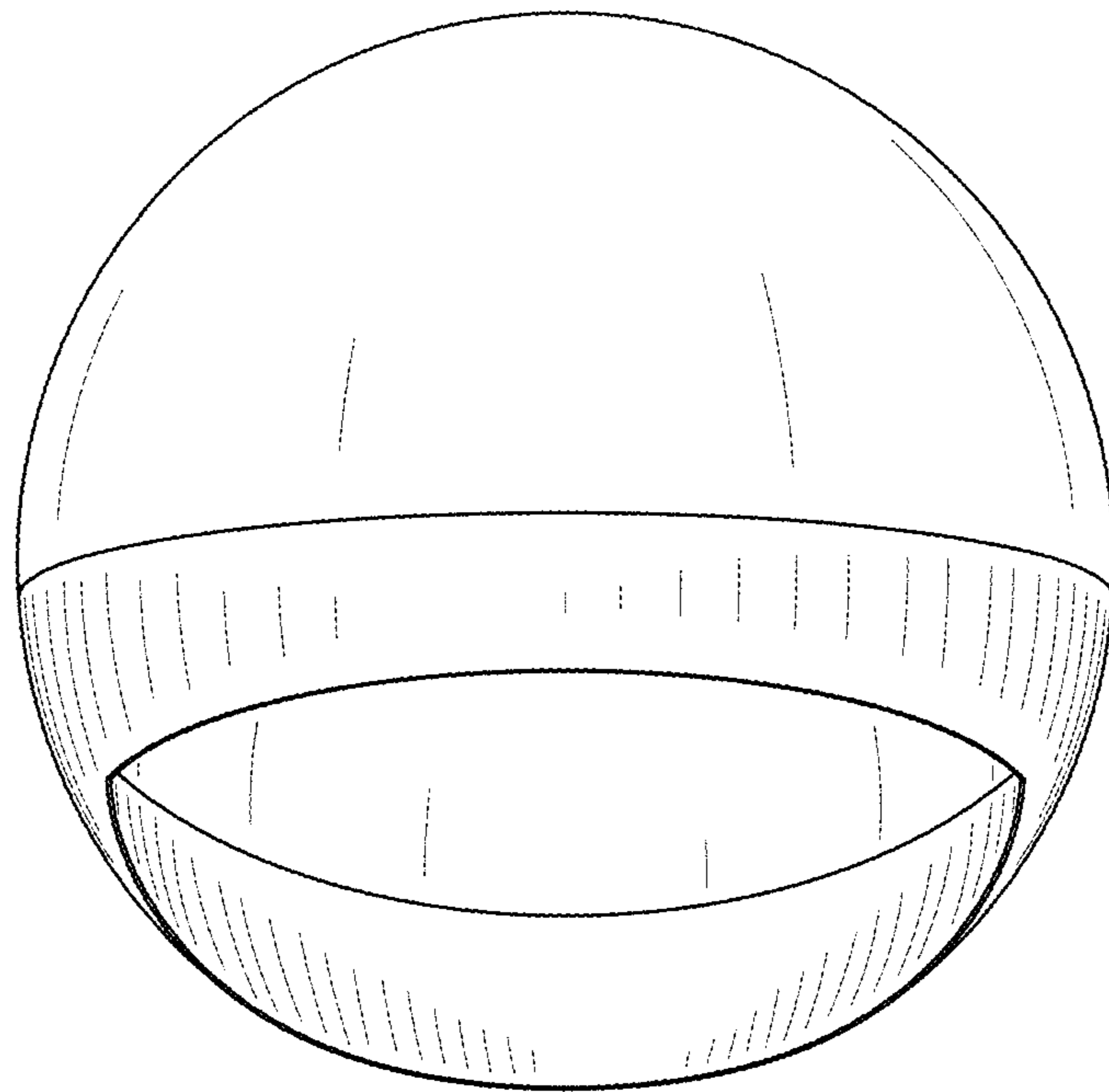


FIG. 2




FIG. 3

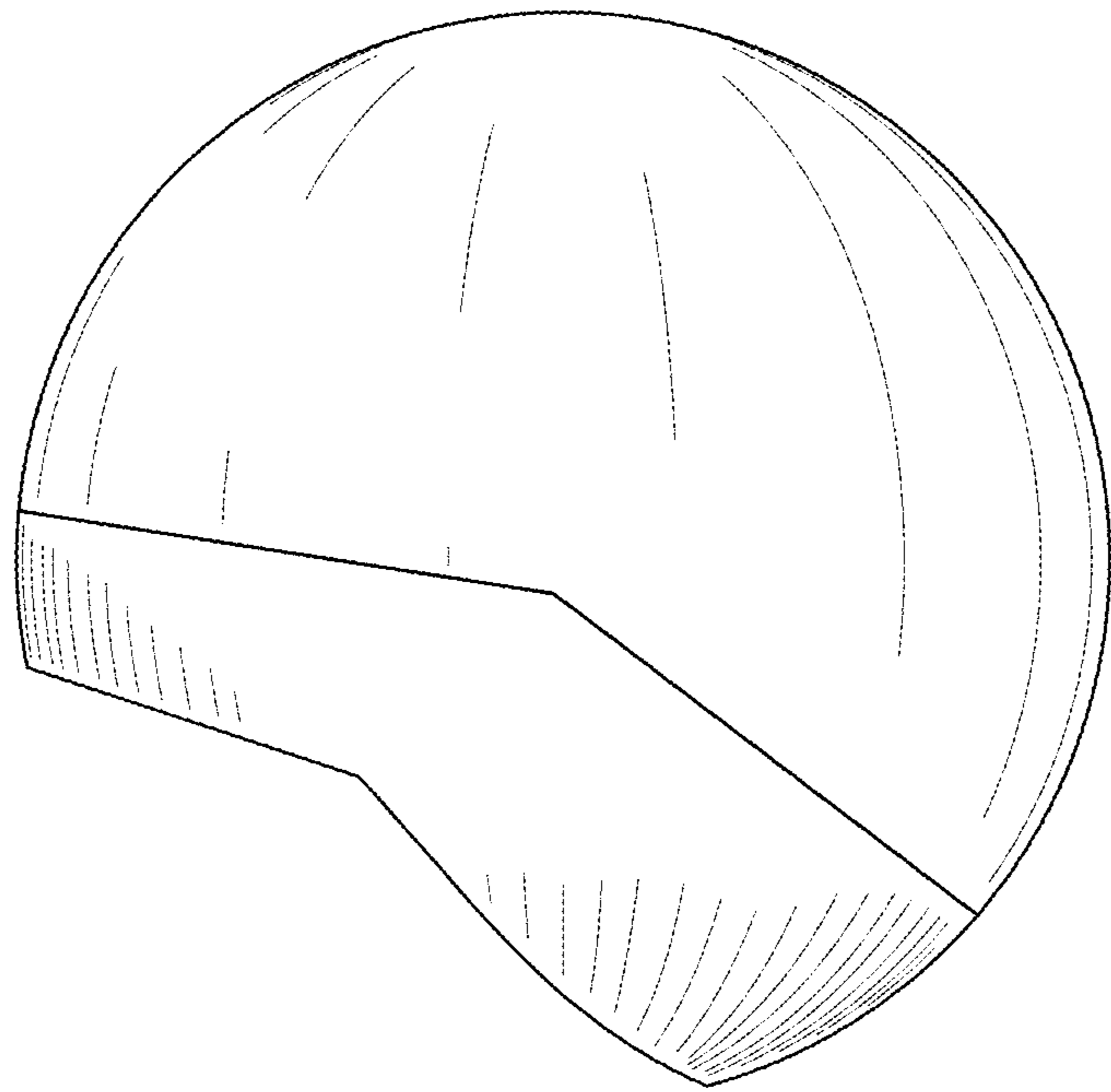


FIG. 4

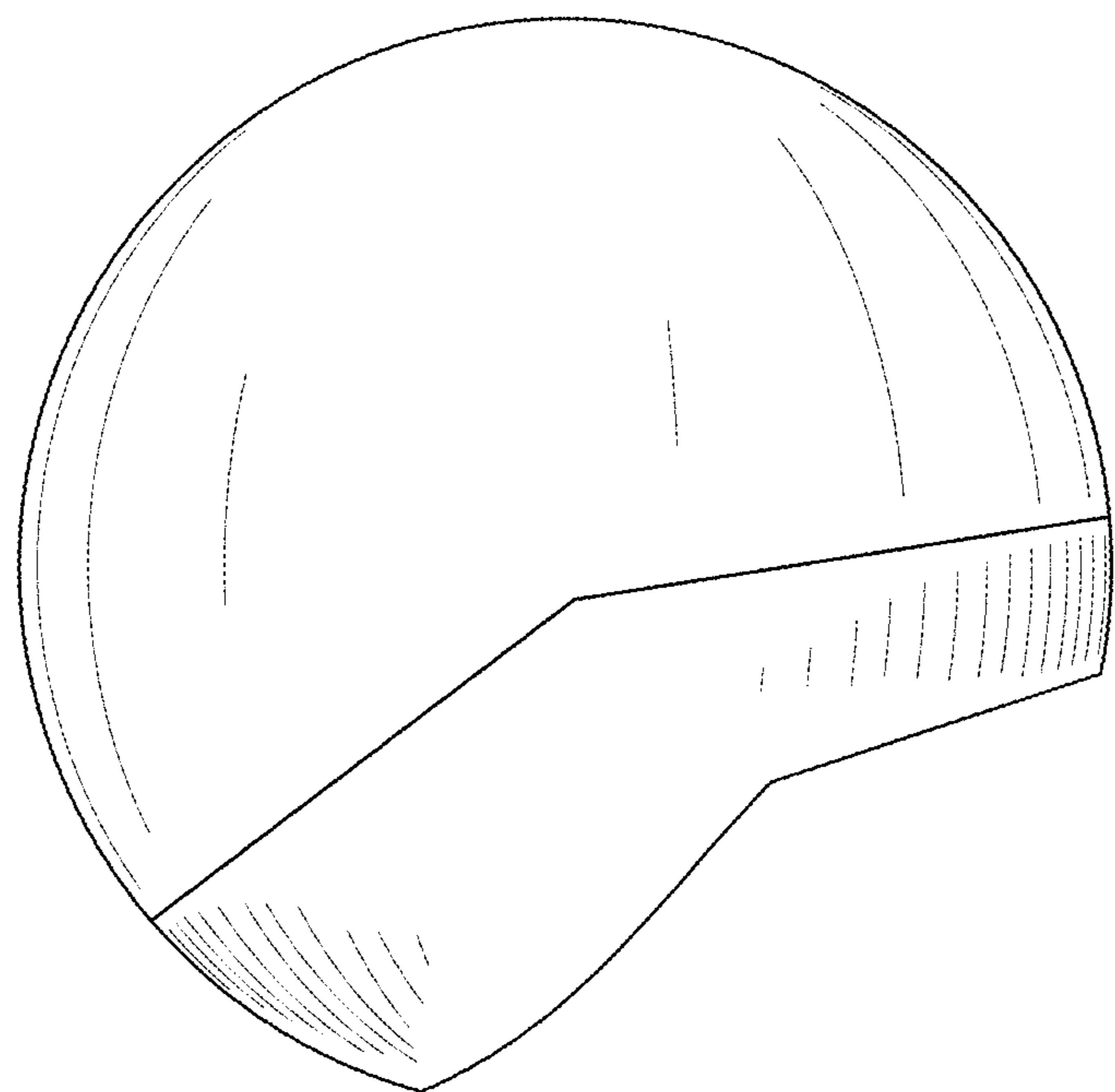


FIG. 5

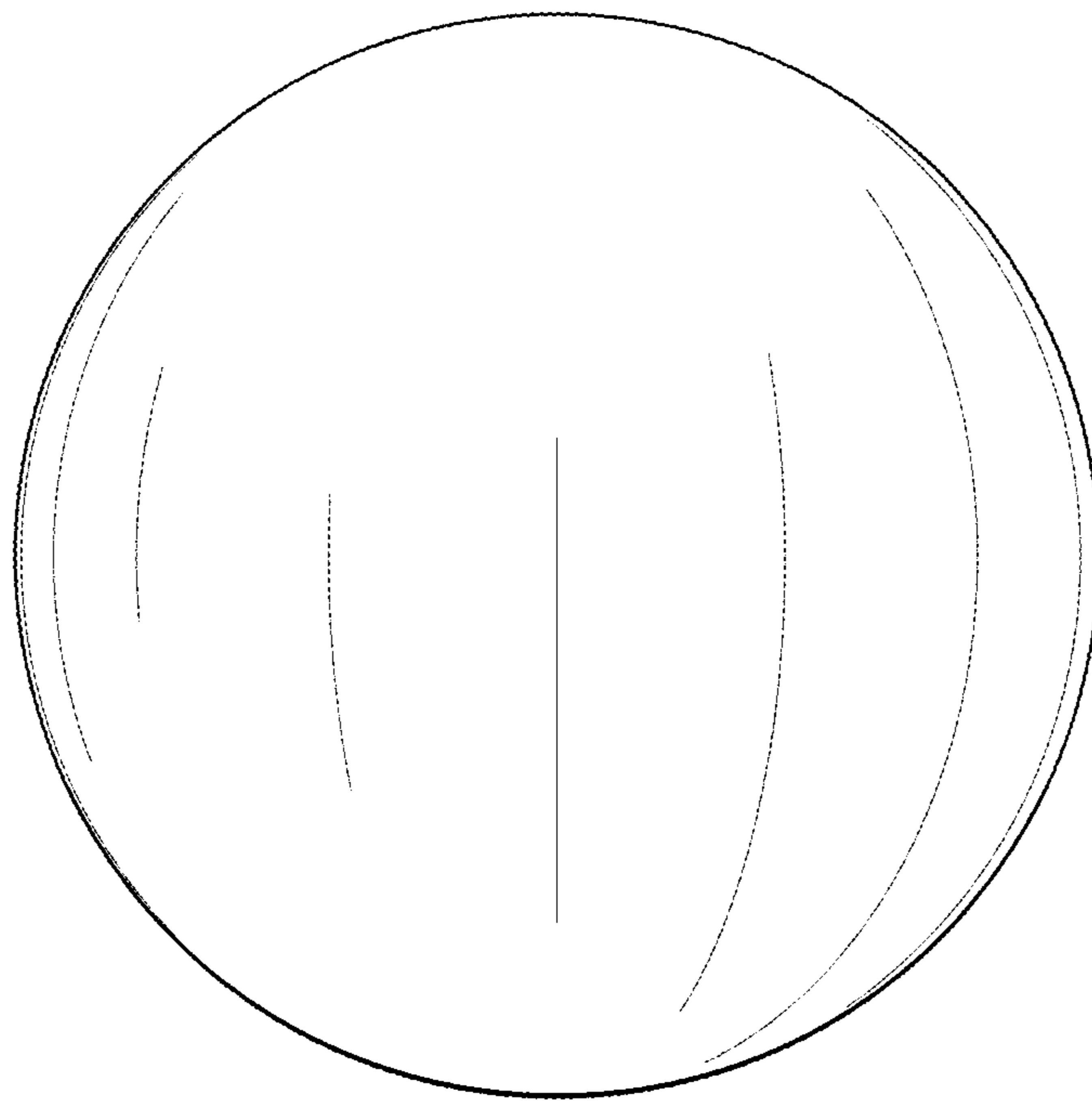


FIG. 6

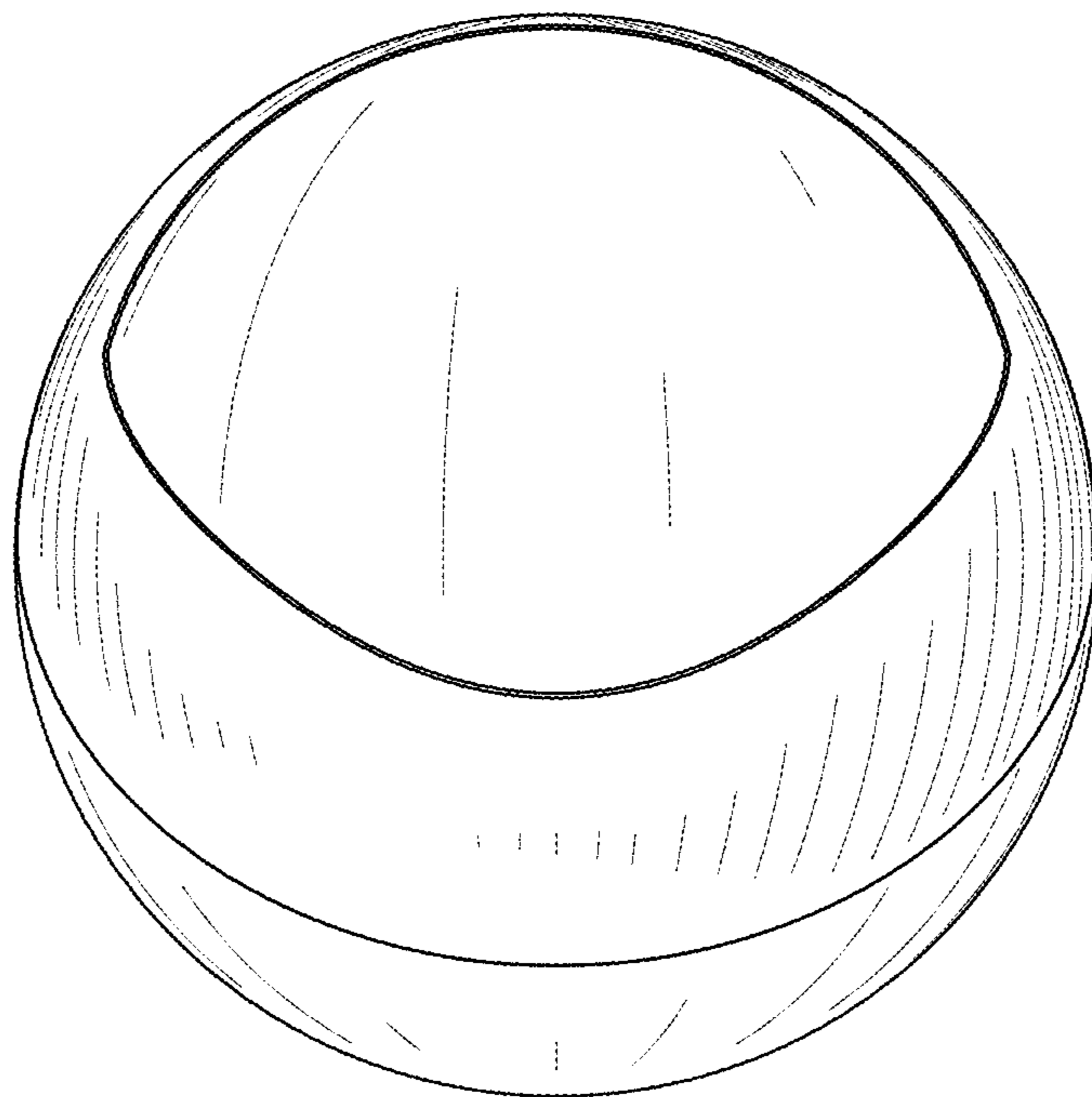


FIG. 7