



US00D918515S

(12) **United States Design Patent** (10) **Patent No.:** **US D918,515 S**  
**Xie** (45) **Date of Patent:** **\*\* May 4, 2021**

(54) **STORAGE BUCKET**  
(71) Applicant: **Shenzhenshi Baozhixia Keji youxiangongsi**, Shenzhen Guangdong (CN)  
(72) Inventor: **Zhixia Xie**, Guangdong Province (CN)  
(\*\*) Term: **15 Years**  
(21) Appl. No.: **29/746,694**  
(22) Filed: **Aug. 17, 2020**  
(51) **LOC (13) Cl.** ..... **07-05**  
(52) **U.S. Cl.**  
USPC ..... **D32/53**  
(58) **Field of Classification Search**  
USPC ..... D3/304, 305, 315–316; D6/672, 677; D32/53  
CPC ..... B65D 1/12; B65D 11/00; B65D 11/20; B65D 1/00; B65D 1/22; B65D 88/06; B65D 88/00  
See application file for complete search history.

(56) **References Cited**  
U.S. PATENT DOCUMENTS  
D218,319 S \* 8/1970 Allen ..... D11/131  
D290,811 S \* 7/1987 Cleveland, Jr. .... D9/779  
D338,302 S \* 8/1993 Shafer ..... D34/1  
D575,987 S \* 9/2008 Williams ..... D7/509  
D678,650 S \* 3/2013 Giles ..... D34/39  
D709,263 S 7/2014 Carnesecca  
D718,577 S \* 12/2014 Gonzales ..... D7/531  
D734,206 S \* 7/2015 Thuma ..... D11/153  
D753,357 S \* 4/2016 Song ..... D32/29  
D771,441 S \* 11/2016 Crosby ..... D7/531  
9,521,815 B2 \* 12/2016 Panopoulos ..... A01G 9/02

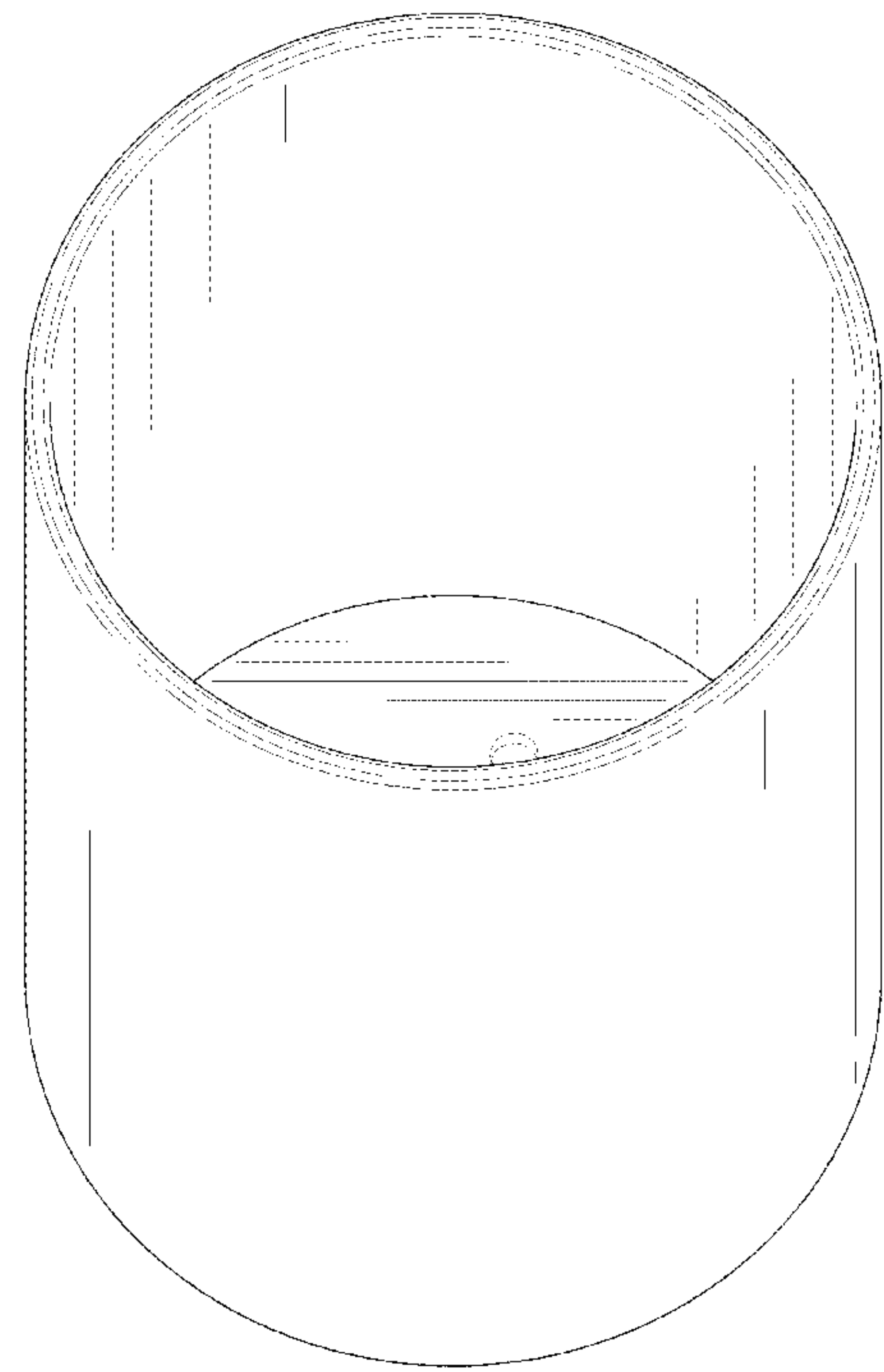
D779,275 S \* 2/2017 Crosby ..... D7/531  
D779,276 S \* 2/2017 Crosby ..... D7/531  
D782,769 S \* 3/2017 Luburic ..... D32/53  
D803,506 S \* 11/2017 Muller ..... D34/39  
D808,726 S \* 1/2018 Li ..... D7/531  
D813,581 S \* 3/2018 Denby ..... D6/683  
D819,405 S \* 6/2018 Li ..... D7/531  
D825,879 S \* 8/2018 Li ..... D34/7  
D869,115 S \* 12/2019 Muller ..... D34/39  
D883,601 S \* 5/2020 Luburic ..... D32/53  
D895,968 S \* 9/2020 Lin ..... D3/304  
2007/0284426 A1 \* 12/2007 Lo ..... B65D 81/3869  
2016/0311584 A1 \* 10/2016 Van Oosten ..... B65D 45/345  
2018/0047471 A1 \* 2/2018 Bright ..... G21F 5/008

\* cited by examiner  
*Primary Examiner* — Michelle E. Wilson

(57) **CLAIM**  
The ornamental design for a storage bucket, as shown and described.

**DESCRIPTION**  
FIG. 1 is a front and top perspective view of a storage bucket, showing my new design;  
FIG. 2 is a rear and bottom perspective view thereof;  
FIG. 3 is a front elevational view thereof;  
FIG. 4 is a rear elevational view thereof;  
FIG. 5 is a left side elevational view thereof;  
FIG. 6 is a right side elevational view thereof;  
FIG. 7 is a top plan view thereof; and,  
FIG. 8 is a bottom plan view thereof.  
The broken lines in the figures illustrate portions of the article that form no part of the claimed design.

**1 Claim, 8 Drawing Sheets**



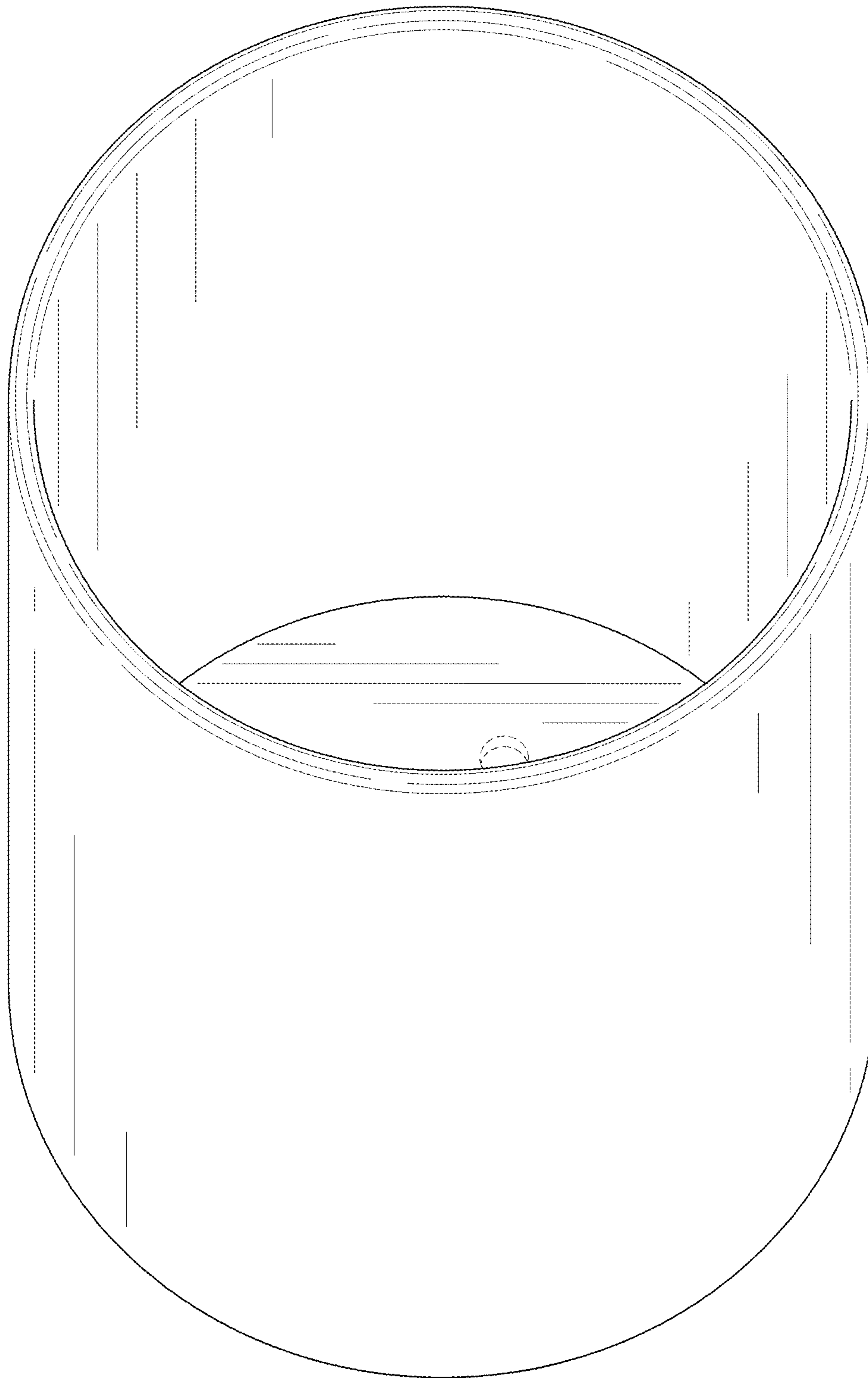


FIG. 1

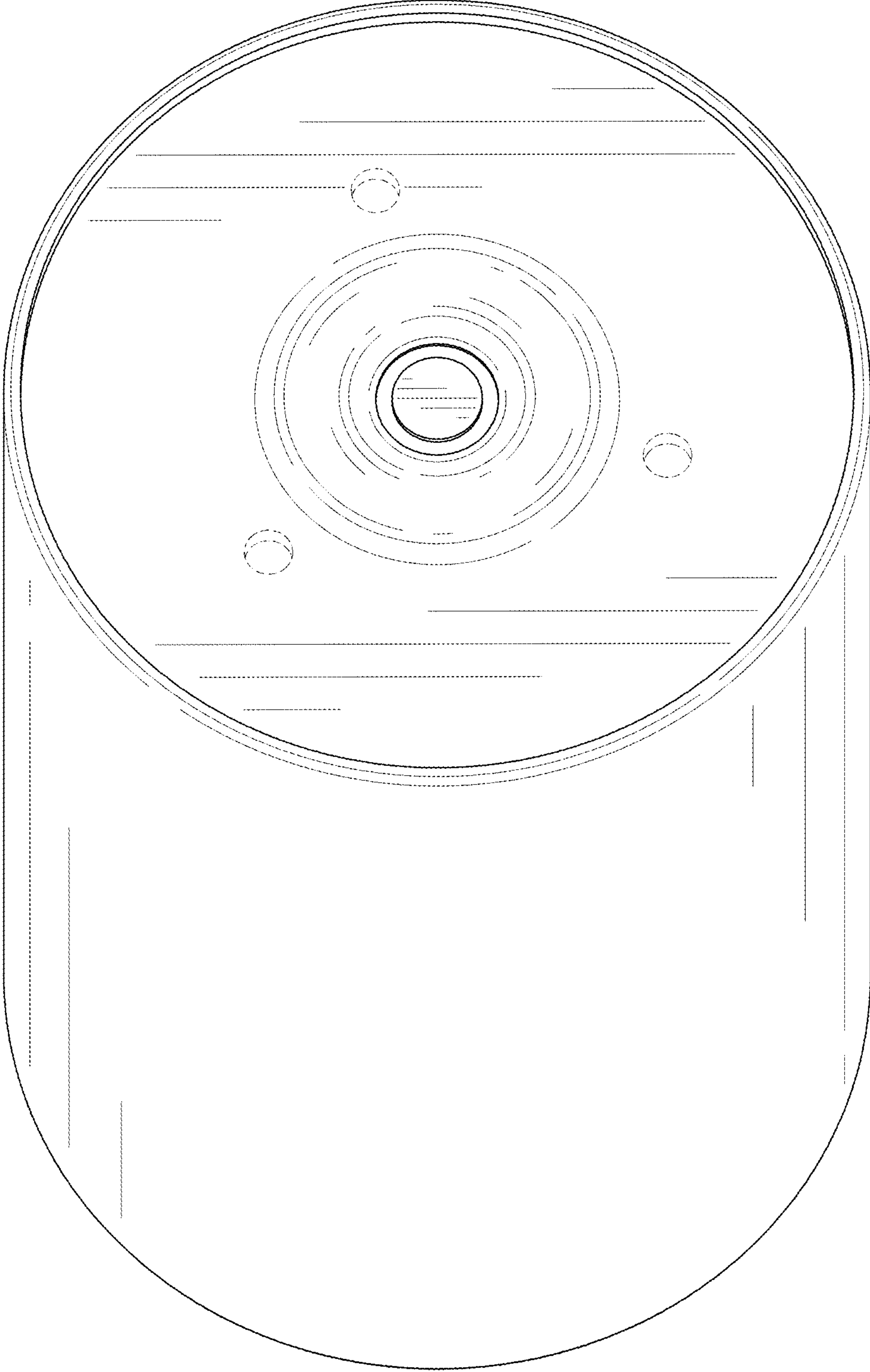


FIG. 2




FIG. 3




FIG. 4




FIG. 5




FIG. 6



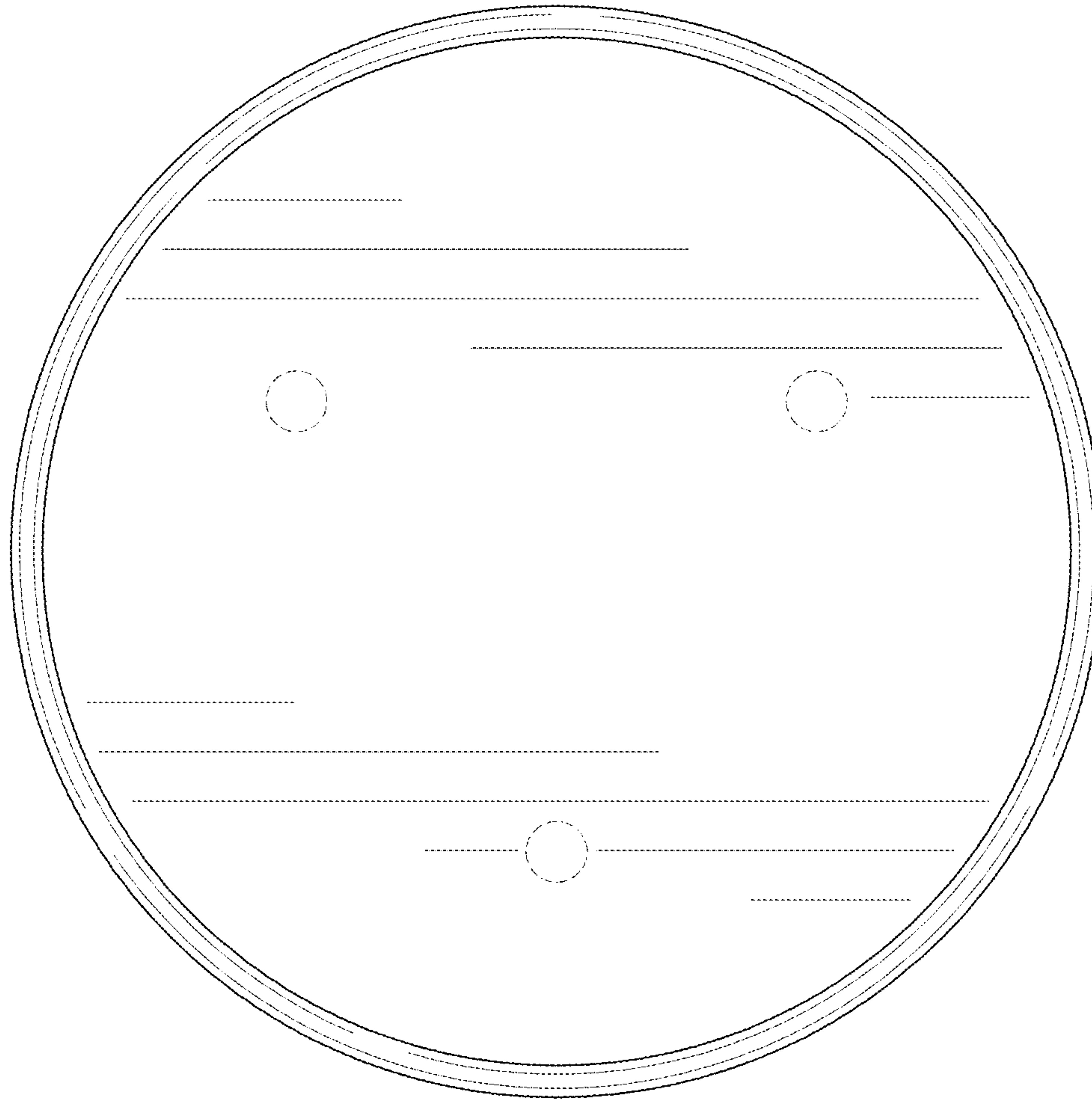


FIG. 7





FIG. 8