



US00D918508S

(12) **United States Design Patent** (10) **Patent No.:** **US D918,508 S**  
**Konkey** (45) **Date of Patent:** **\*\* \*May 4, 2021**

(54) **CLEANING ACCESSORY**  
(71) Applicant: **American Invented Products, Inc.**,  
West Dundee, IL (US)  
(72) Inventor: **Kenneth J. Konkey**, West Dundee, IL  
(US)  
(73) Assignee: **American Invented Products, Inc.**,  
West Dundee, IL (US)

D332,841 S \* 1/1993 Levison ..... D28/63  
D379,698 S \* 6/1997 Freudenberg ..... D32/40  
D416,654 S \* 11/1999 Haynes ..... D28/63  
5,983,435 A \* 11/1999 Osborne ..... A47K 7/02  
15/209.1  
D473,027 S \* 4/2003 Pecaut ..... D28/63  
D483,916 S \* 12/2003 Crosswaite ..... D28/63  
D571,515 S 6/2008 Krause et al.

(Continued)

**FOREIGN PATENT DOCUMENTS**

(\* ) Notice: This patent is subject to a terminal disclaimer.

JP D1171764 \* 4/2003

**OTHER PUBLICATIONS**

(\*\*) Term: **15 Years**

Emoji Smiley Sponge Make Up Puff: Amazon.in website 2020, <https://www.amazon.in/Generic-Fashion-Transparent-Silicone-Smiley/dp/B07GYX4GLY>, site visited Feb. 12, 2020.\*

(21) Appl. No.: **29/702,803**

(Continued)

(22) Filed: **Aug. 22, 2019**

**Related U.S. Application Data**

(63) Continuation-in-part of application No. 16/508,088, filed on Jul. 10, 2019, which is a continuation-in-part of application No. 29/665,001, filed on Sep. 28, 2018.

*Primary Examiner* — John R Yeh

(74) *Attorney, Agent, or Firm* — Brie A. Crawford; Crawford Intellectual Property Law LLC

(51) **LOC (13) Cl.** ..... **07-05**

(57) **CLAIM**

(52) **U.S. Cl.**  
USPC ..... **D32/40**

The ornamental design for a cleaning accessory, as shown and described.

(58) **Field of Classification Search**  
USPC ..... D32/40-43, 45-46, 50-52, 68  
CPC ... A47L 11/40; A47L 1/08; A47L 1/00; A47L 13/12; A47L 13/10; A47L 13/20; B44D 3/16; E04F 21/00; E04F 21/24; E04D 13/076; E04D 13/04  
See application file for complete search history.

**DESCRIPTION**

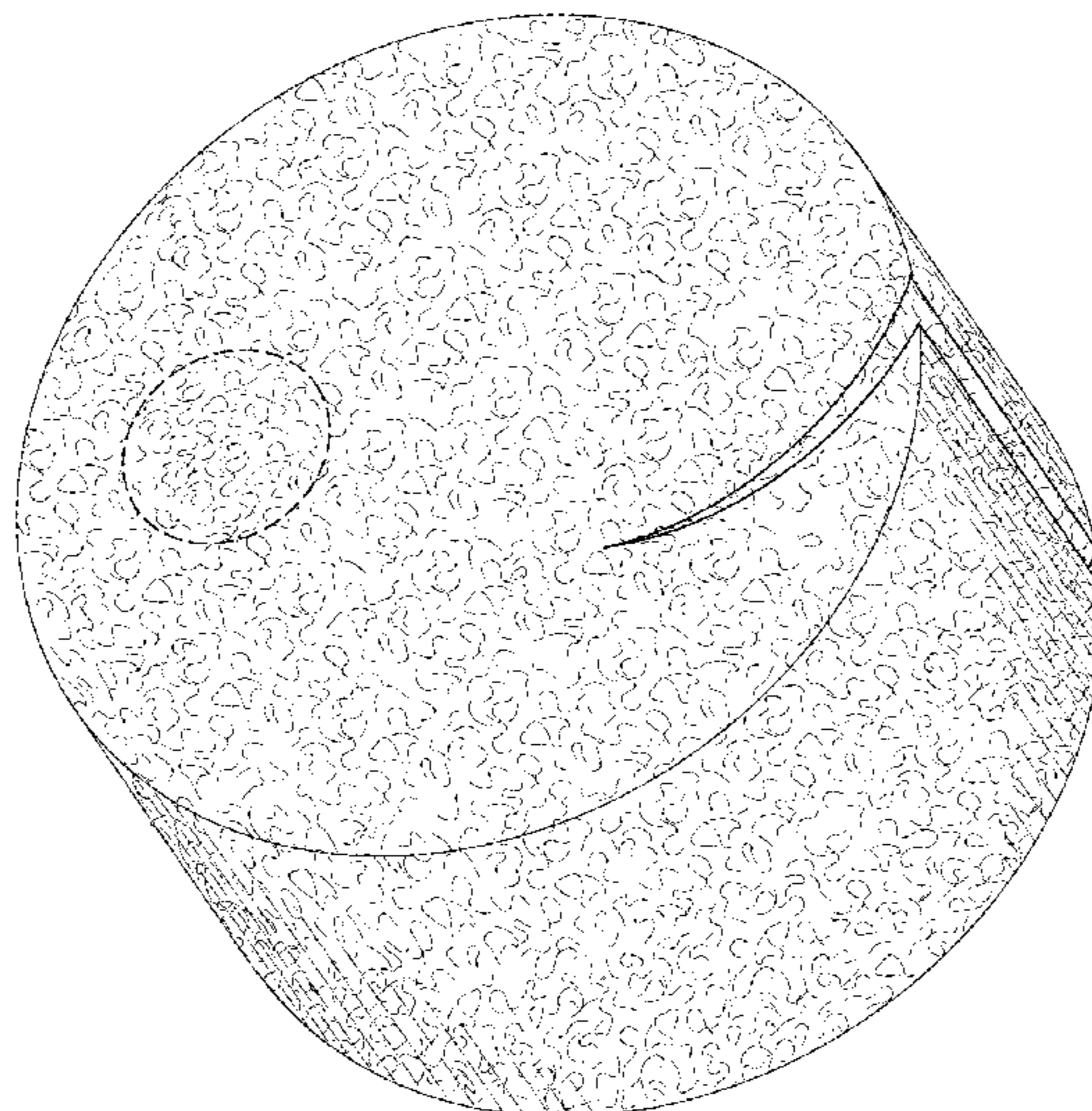
FIG. 1 is a top perspective view of my design for a cleaning accessory;  
FIG. 2 is a top plan view thereof;  
FIG. 3 is a bottom plan view thereof;  
FIG. 4 is a front elevation view thereof;  
FIG. 5 is a rear elevation view thereof;  
FIG. 6 is a left side elevation view thereof; and,  
FIG. 7 is a right side elevation view thereof.  
The broken lines in FIG. 1, FIG. 2, and FIG. 3 depict a portion of the cleaning accessory that form no part of the claimed design.

(56) **References Cited**

**U.S. PATENT DOCUMENTS**

2,376,783 A \* 5/1945 Kingman ..... A47L 13/07  
451/532  
D179,989 S \* 4/1957 Virneburg ..... D32/43  
D290,576 S \* 6/1987 Bird ..... D32/35  
D315,236 S \* 3/1991 Kraselsky ..... D32/40

**1 Claim, 4 Drawing Sheets**



(56)

**References Cited**

U.S. PATENT DOCUMENTS

D659,322	S	*	5/2012	Davis	.....	D32/40
D659,326	S	*	5/2012	Davis	.....	D32/40
D661,443	S	*	6/2012	Davis	.....	D32/40
D690,892	S		10/2013	Krause		
D759,923	S	*	6/2016	Brown	.....	D32/40
D768,947	S	*	10/2016	Mantelli	.....	D32/40
D786,519	S	*	5/2017	Hoglund	.....	D32/40
D804,121	S	*	11/2017	Golub	.....	D32/43
D811,674	S	*	2/2018	Krause	.....	D32/40
D813,481	S	*	3/2018	Jack	.....	D32/40
D822,298	S	*	7/2018	Krause	.....	D32/43
D826,497	S	*	8/2018	Smith	.....	D32/40
D844,272	S	*	3/2019	Anderson	.....	D32/40
2014/0075699	A1		3/2014	Krause		
2016/0213221	A1		7/2016	Krause et al.		

OTHER PUBLICATIONS

Quick Tip: The Pac-Man (TM) Sponge! The Ceramic Arts Network,  
[https://ceramicartsnetwork.org/daily/clay-tools/wheel-throwing-tools/  
quick-tip-pacman-sponge/](https://ceramicartsnetwork.org/daily/clay-tools/wheel-throwing-tools/quick-tip-pacman-sponge/), site last visited May 9, 2020 (See Exhibit  
A).

\* cited by examiner

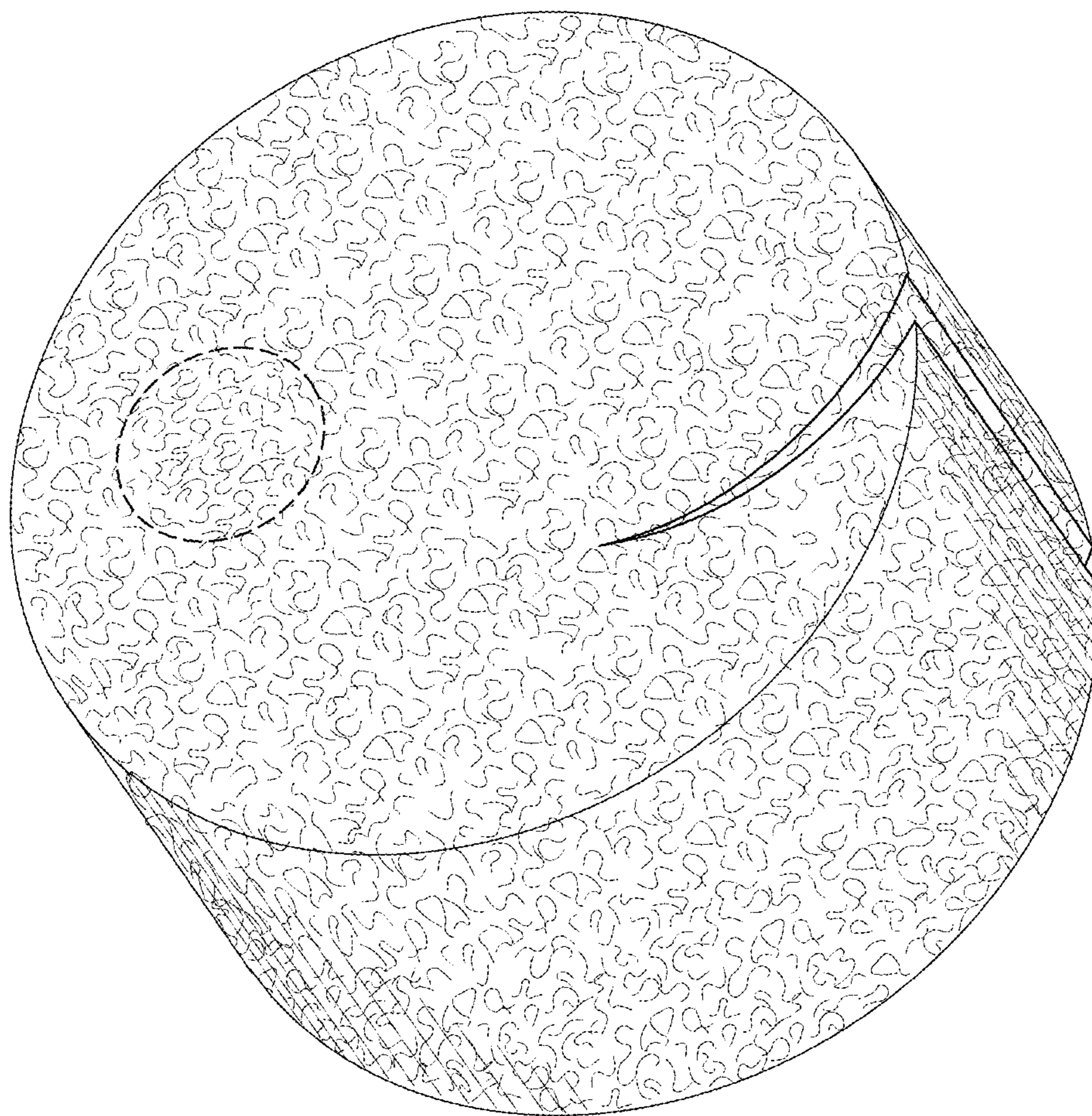


FIG. 1

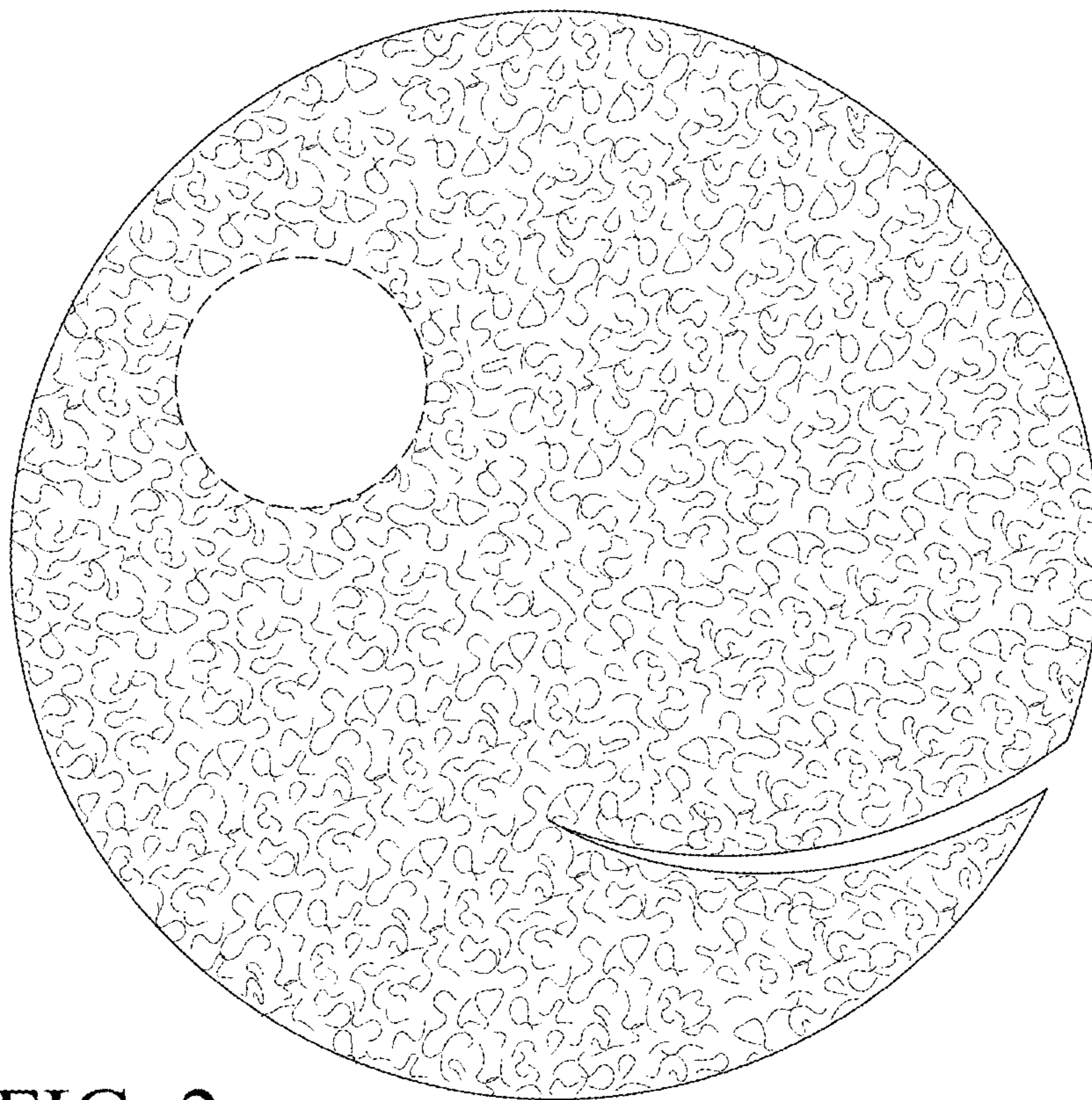


FIG. 2

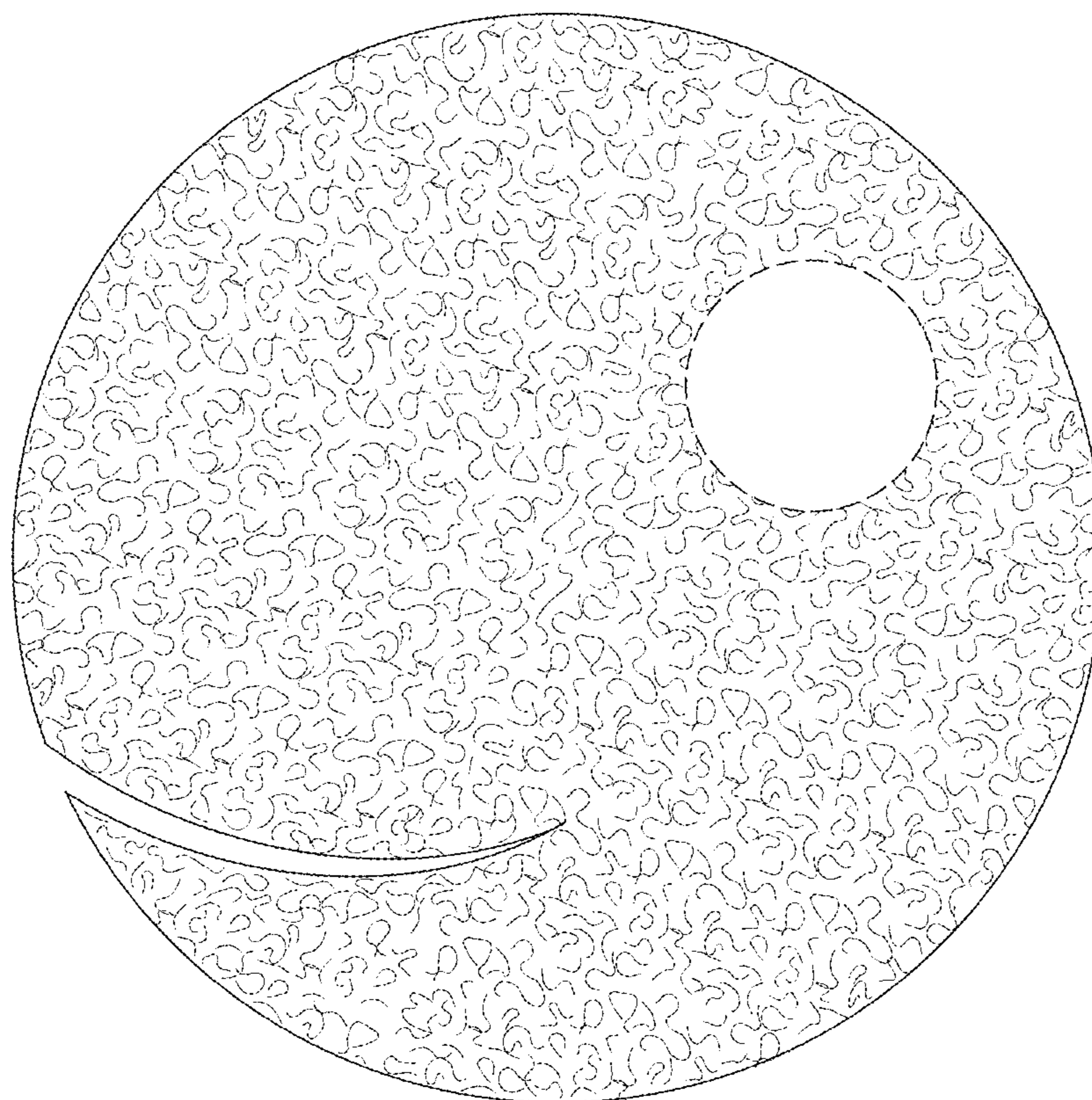


FIG. 3




FIG. 4




FIG. 5




FIG. 6

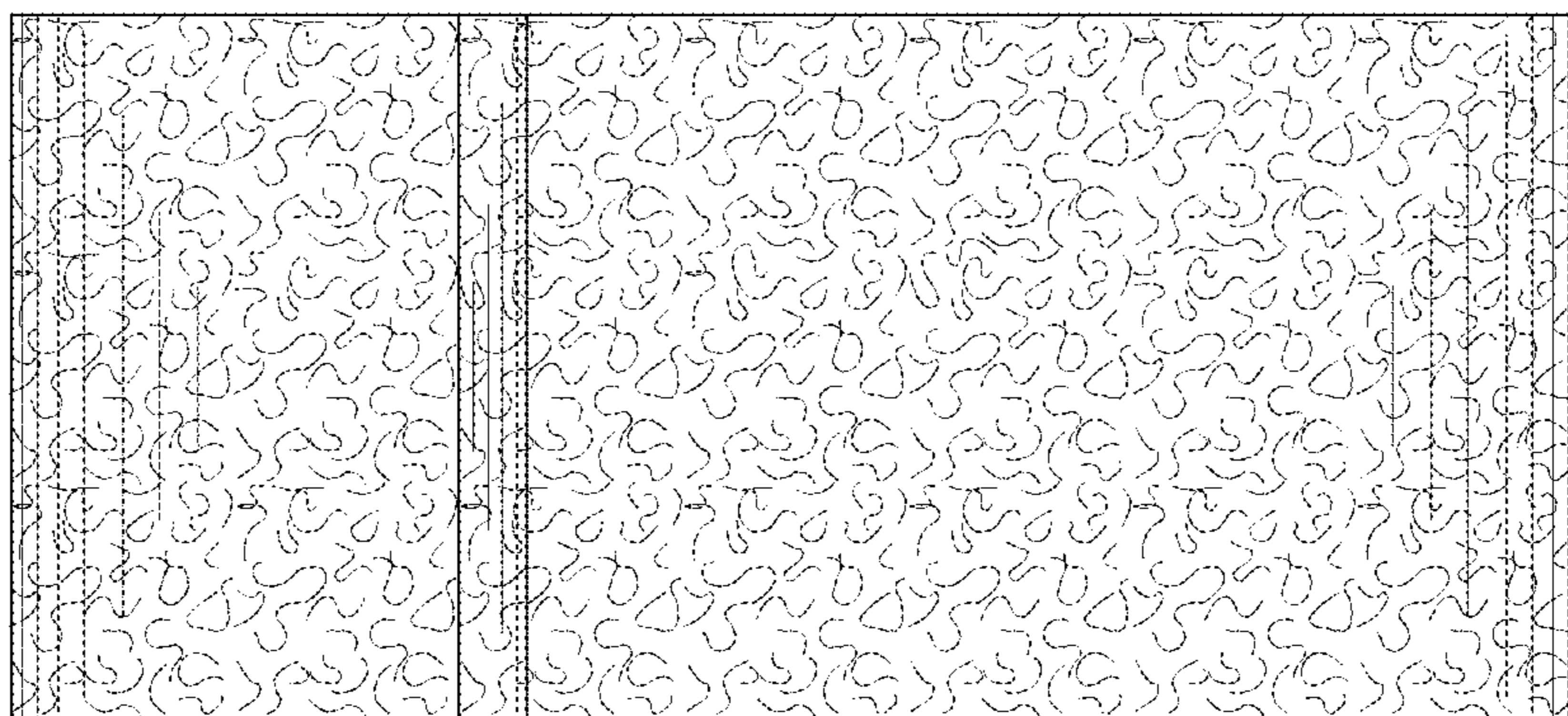


FIG. 7