

US00D918471S

(12) **United States Design Patent** (10) **Patent No.:** **US D918,471 S**  
**Murphy** (45) **Date of Patent:** **\*\* May 4, 2021**

- (54) **LIQUID DERMATOLOGICAL AGENT DISPENSING DEVICE**
- (71) Applicant: **RLM Group Ltd.**, Mt. Kisco, NY (US)
- (72) Inventor: **Robert L. Murphy**, Mt. Kisco, NY (US)
- (73) Assignee: **RLM Group Ltd.**, Mt. Kisco, NY (US)
- (\*\*) Term: **15 Years**
- (21) Appl. No.: **29/722,412**
- (22) Filed: **Jan. 29, 2020**

**Related U.S. Application Data**

- (63) Continuation-in-part of application No. 29/626,362, filed on Nov. 16, 2017.
- (51) **LOC (13) Cl.** ..... **28-02**
- (52) **U.S. Cl.**  
USPC ..... **D28/7**
- (58) **Field of Classification Search**  
USPC ..... D28/7, 4-6, 82, 76, 78, 73; 208/823, 208/828, 277, 438; 132/317, 318  
CPC ..... A45D 40/0068; A45D 40/0075; A45D 40/00; A45D 2040/0093; A45D 2040/0006  
See application file for complete search history.

**References Cited**

**U.S. PATENT DOCUMENTS**

- D266,311 S † 9/1982 Mattheis ..... D9/446
- 4,752,015 A † 6/1988 Schumacher ..... B65D 47/44  
215/228
- 5,914,116 A † 6/1999 Soares ..... A61K 8/02  
424/40
- 6,270,277 B1 \* 8/2001 Ogino ..... A46B 11/0013  
401/262

- 6,457,891 B1 † 10/2002 Bredacts ..... A45D 33/06  
401/12
- D481,165 S \* 10/2003 Angeletta ..... D28/7
- D506,027 S \* 6/2005 Angeletta ..... D28/7
- D536,481 S † 2/2007 Angeletta ..... D28/7
- 7,226,227 B2 † 6/2007 Gueret ..... A45D 34/06  
132/31
- D582,603 S \* 12/2008 Dibnah ..... D28/7
- 7,686,528 B2 † 3/2010 Gueret ..... A45D 34/04  
401/12
- 7,743,775 B2 † 6/2010 Thiebaut ..... A45D 40/24  
132/28
- 7,845,871 B2 † 12/2010 Thiebaut ..... A45D 34/06  
132/31

(Continued)

*Primary Examiner* — Marissa J Cash  
*Assistant Examiner* — Rebecca Tsehaye  
(74) *Attorney, Agent, or Firm* — K&L Gates LLP

(57) **CLAIM**

The ornamental design for a liquid dermatological agent dispensing device, as shown and described.

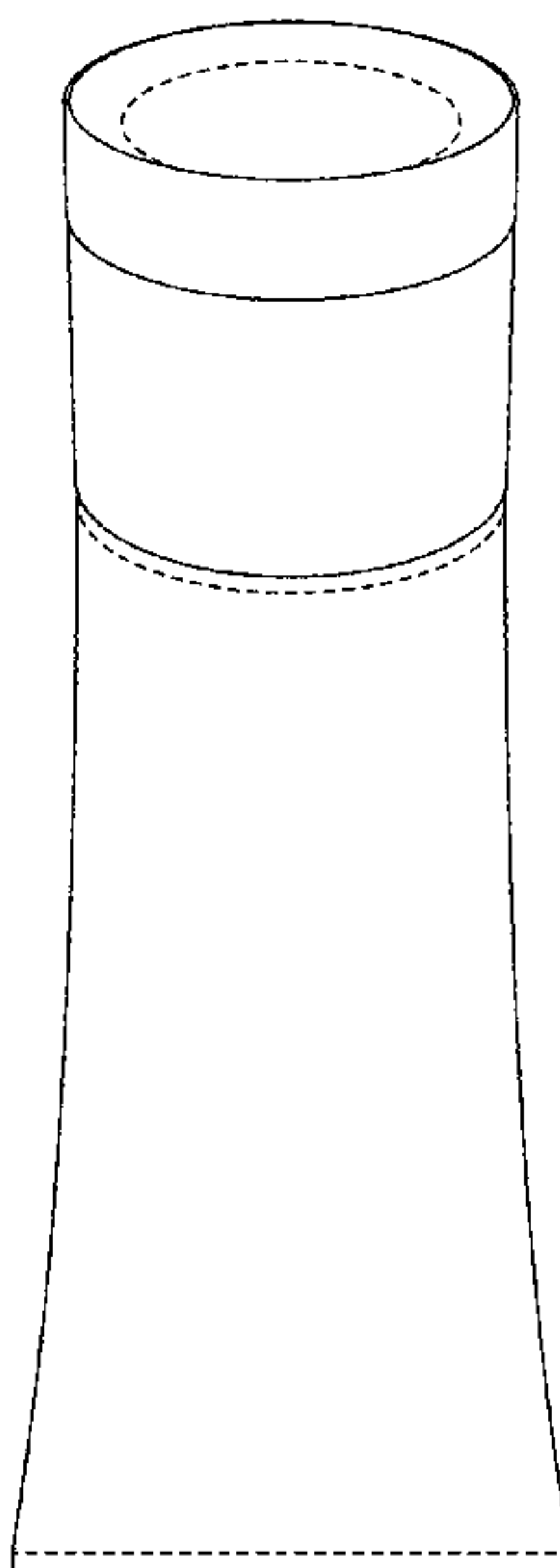
**DESCRIPTION**

The design of the present application is related to the design in U.S. design application Ser. No. 29/722,152, filed Jan. 27, 2020.

FIG. 1 is a front elevation view of a liquid dermatological agent dispensing device showing my new design;  
FIG. 2 is a top plan view thereof;  
FIG. 3 is a bottom plan view thereof;  
FIG. 4 is a front perspective view thereof;  
FIG. 5 is a first partial front exploded perspective view thereof; and,  
FIG. 6 is a second partial front exploded perspective view thereof.

The broken line portions in the drawings depict portions of the liquid dermatological agent dispensing device that form no part of the claimed design.

**1 Claim, 5 Drawing Sheets**



(56)

**References Cited**

U.S. PATENT DOCUMENTS

8,123,426	B2 ‡	2/2012	Byun .....	B65D 35/36 401/20
D698,078	S ‡	1/2014	Purizhansky .....	D28/7
9,096,352	B2 *	8/2015	Murphy .....	B65D 35/44
9,296,525	B2 *	3/2016	Murphy .....	B65D 35/44
D764,106	S ‡	8/2016	Teller .....	D28/82
D786,498	S ‡	5/2017	Medioni .....	D28/7
10,117,497	B1 ‡	11/2018	Murphy .....	A45D 34/00
2004/0069677	A1 ‡	4/2004	Baudin .....	A45D 40/0068 206/581
2004/0190974	A1 ‡	9/2004	Cantone .....	A45D 29/007 401/25
2004/0234321	A1 ‡	11/2004	Breidenbach .....	A45D 34/06 401/21
2011/0210039	A1 ‡	9/2011	Alongi .....	B65D 21/0238 206/58
2016/0011965	A1 ‡	1/2016	Murphy .....	G06F 12/0246 711/103
2017/0202342	A1 ‡	7/2017	Won .....	A45D 40/0068
2019/0075908	A1 ‡	3/2019	Schlatter .....	A45D 34/04

\* cited by examiner

‡ imported from a related application

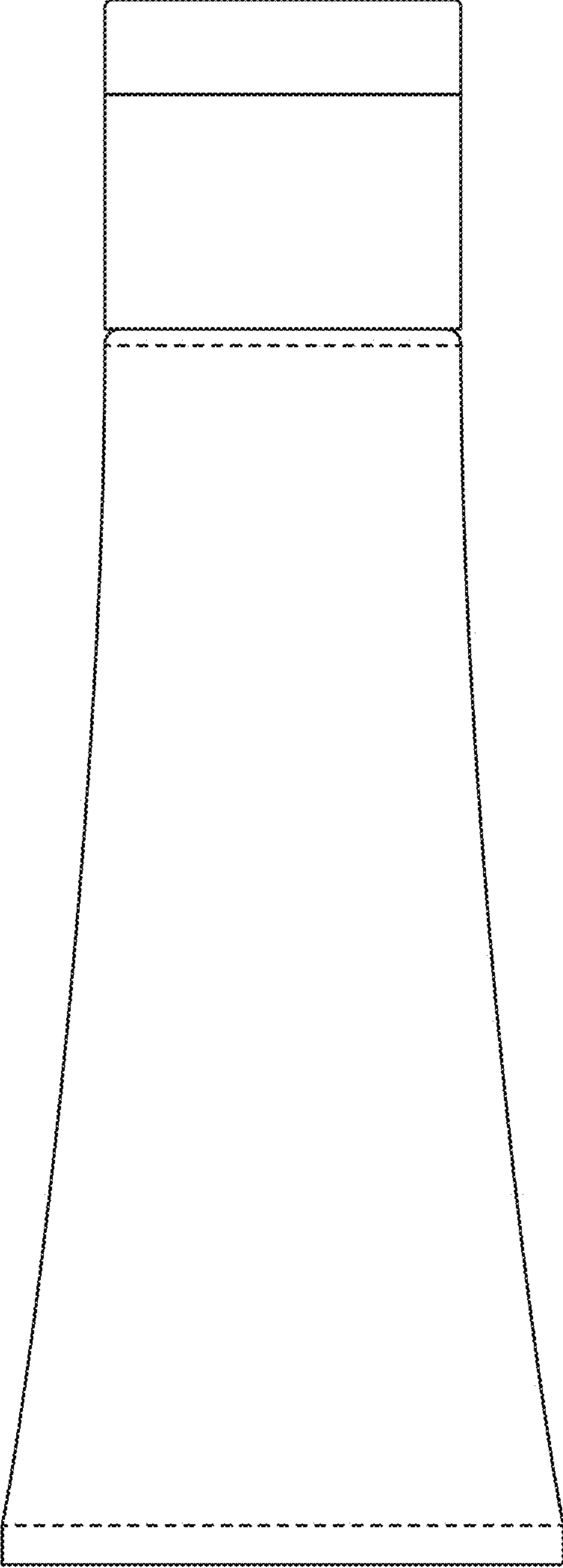


FIG. 1

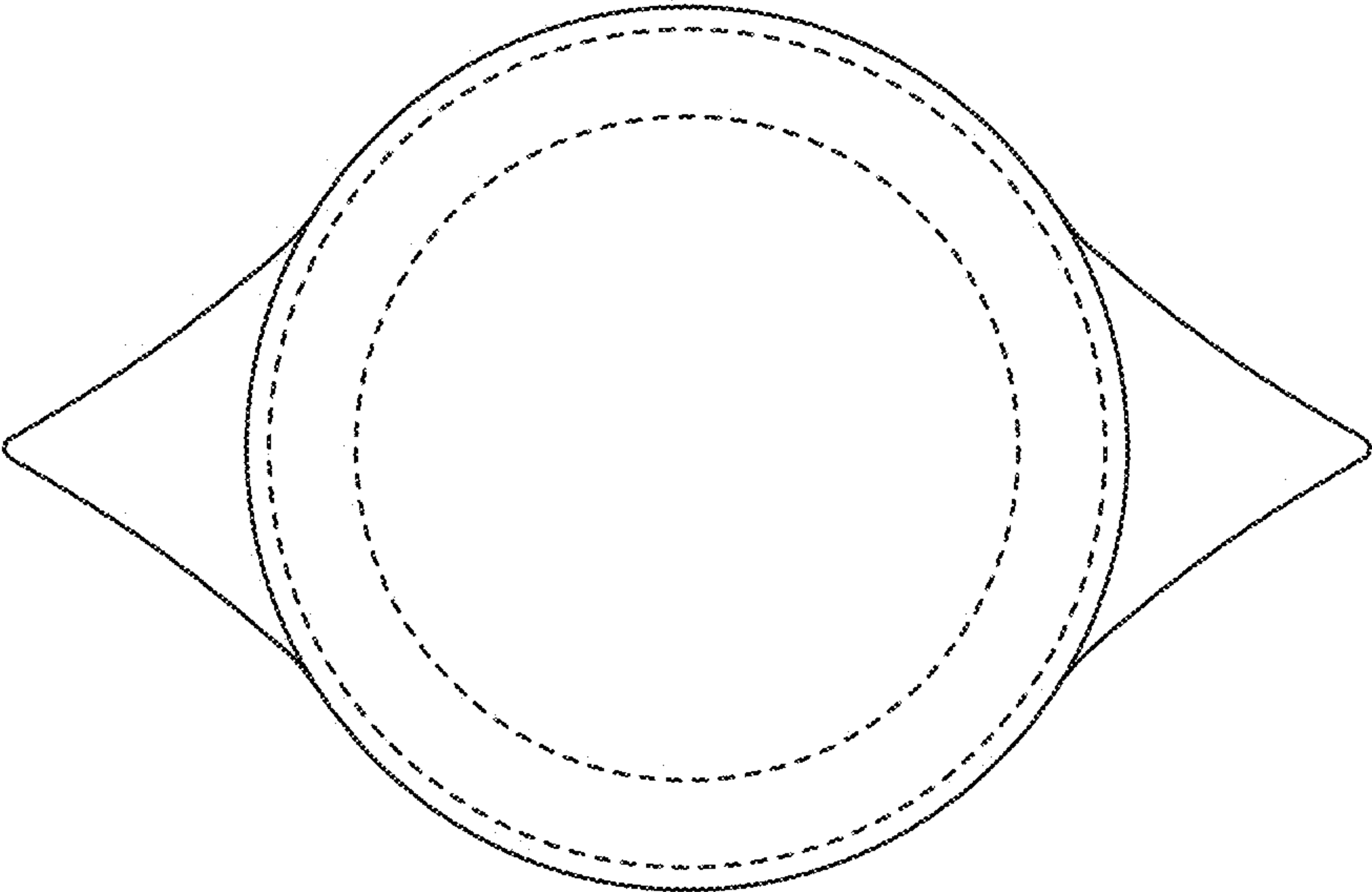


FIG. 2

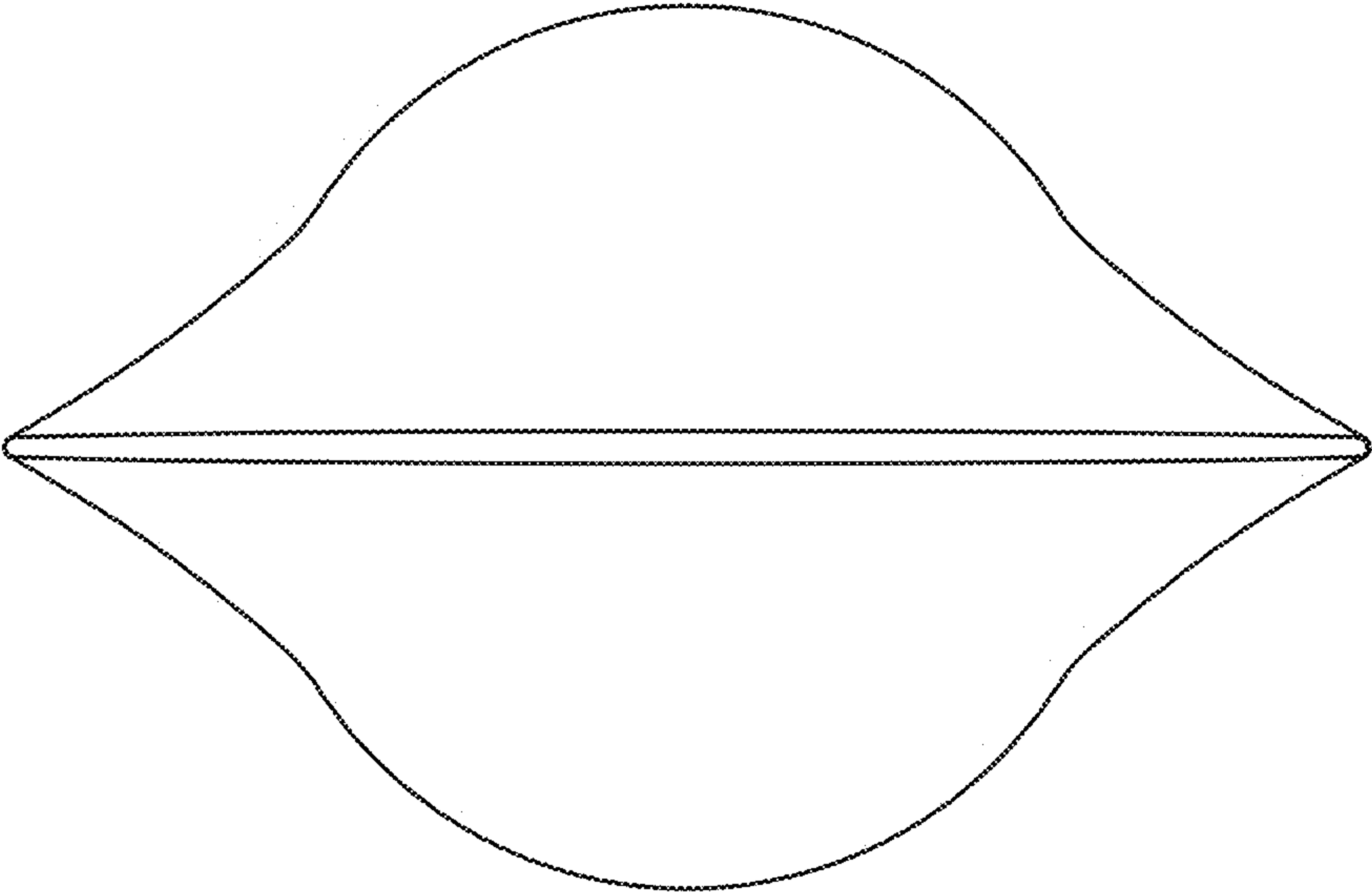


FIG. 3

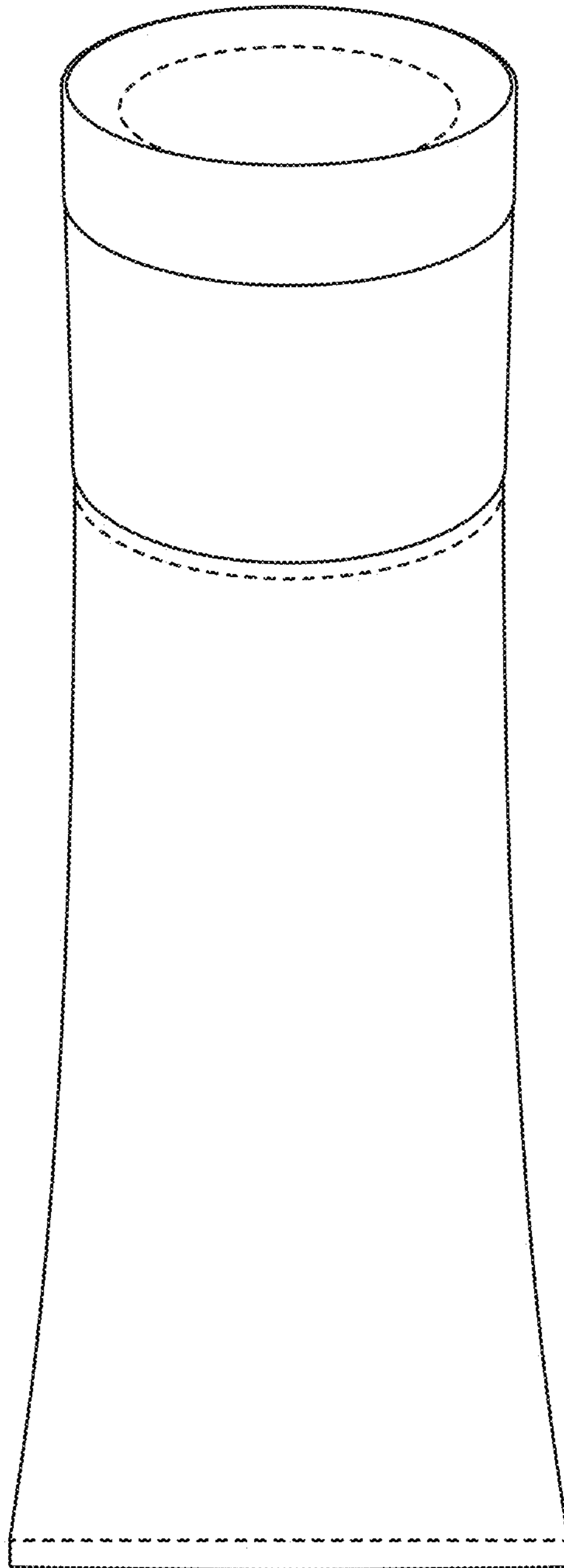


FIG. 4

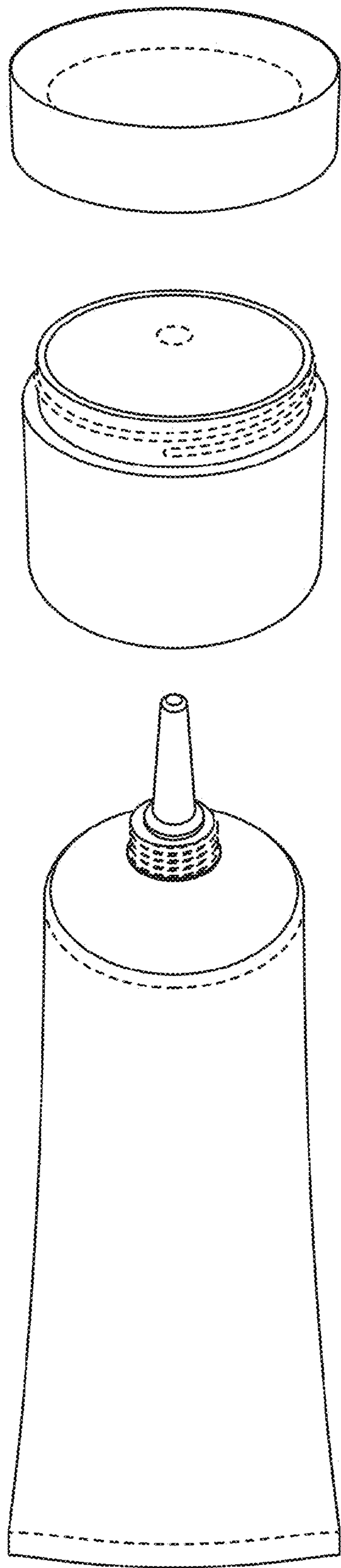


FIG. 5

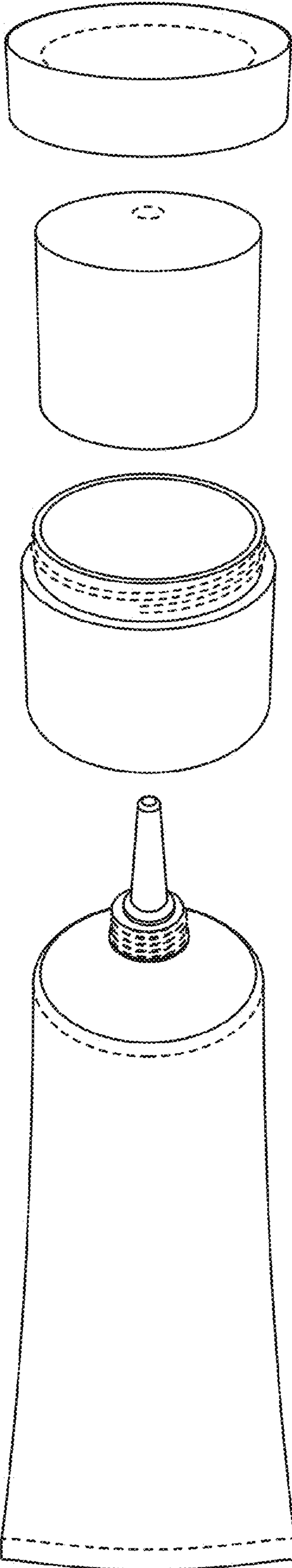


FIG. 6