



US00D918469S

(12) **United States Design Patent**  
**Li**

(10) **Patent No.:** **US D918,469 S**

(45) **Date of Patent:** **\*\* May 4, 2021**

(54) **SELF TANNING MITT APPLICATOR**

(71) Applicant: **Lingling Li**, Shenzhen (CN)

(72) Inventor: **Lingling Li**, Shenzhen (CN)

(\*\*) Term: **15 Years**

(21) Appl. No.: **29/686,388**

(22) Filed: **Apr. 4, 2019**

(51) **LOC (13) Cl.** ..... **28-03**

(52) **U.S. Cl.**  
USPC ..... **D28/7**

(58) **Field of Classification Search**

USPC ..... D28/7, 63; D2/622  
CPC ..... A45D 2200/10; A45D 2200/1009; A45D  
2200/1018; A47K 7/02; A47L 13/18;  
A47L 13/19; A41D 19/00; A41D 19/01;  
A41D 19/015

See application file for complete search history.

(56) **References Cited**

**U.S. PATENT DOCUMENTS**

3,292,628 A \* 12/1966 Janey ..... A41D 19/01535  
607/111

D365,891 S \* 1/1996 Gargano ..... D2/622

D377,053 S \* 12/1996 Williams ..... D2/622  
D379,123 S \* 5/1997 Driggers ..... D28/63  
D389,603 S \* 1/1998 Roman ..... D28/63  
D417,939 S \* 12/1999 Grinberg ..... D2/622  
D517,696 S \* 3/2006 Jones ..... D2/622  
D758,020 S \* 5/2016 Santini ..... D28/63

\* cited by examiner

*Primary Examiner* — Zenia I Bennett

(57) **CLAIM**

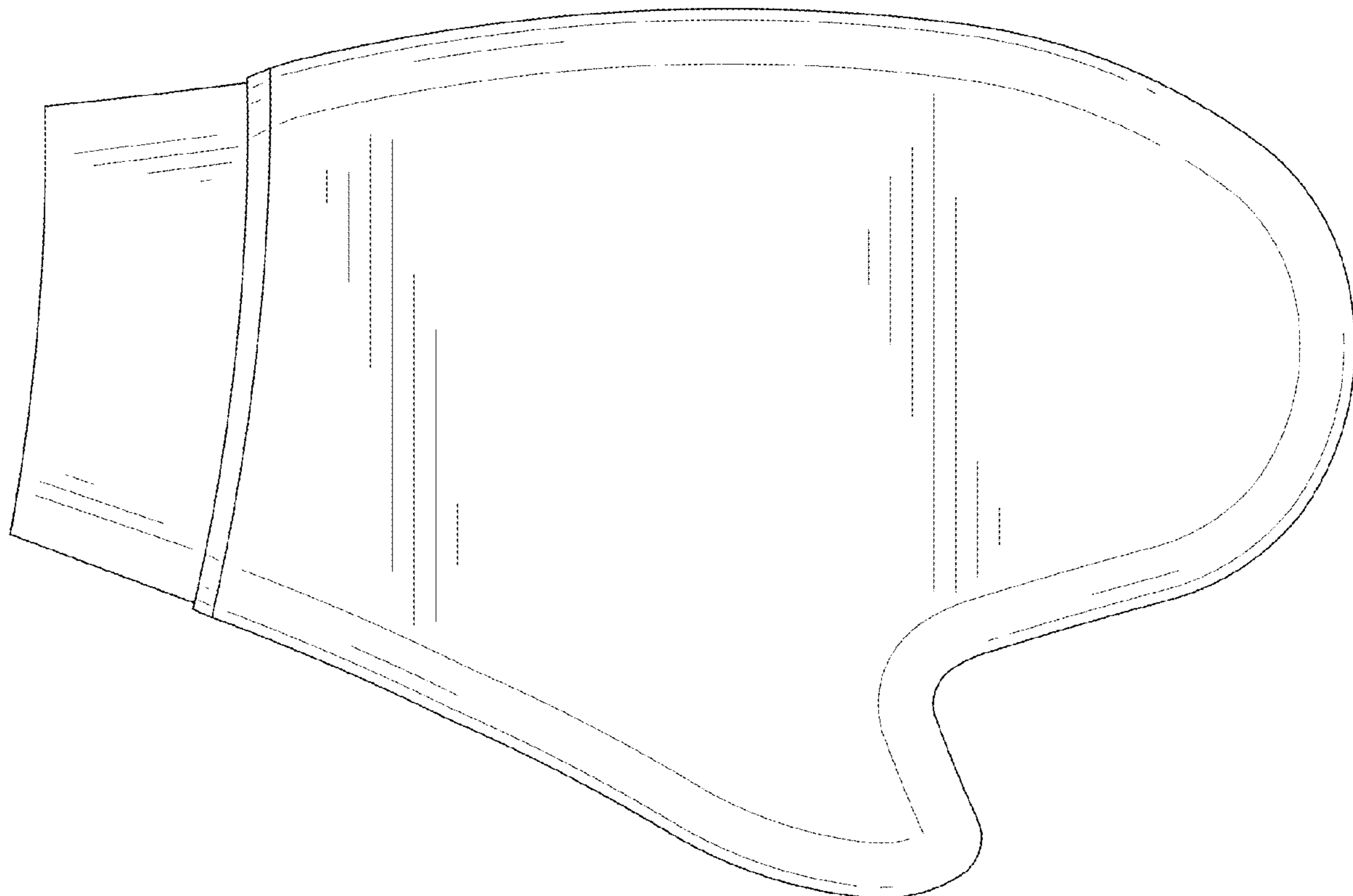
The ornamental design for a self tanning mitt applicator, as shown and described.

**DESCRIPTION**

FIG. 1 is a perspective view of a self tanning mitt applicator showing my design;  
FIG. 2 is a front view thereof;  
FIG. 3 is a back view thereof;  
FIG. 4 is a left side view thereof;  
FIG. 5 is a right side view thereof;  
FIG. 6 is a top view thereof; and,  
FIG. 7 is a bottom view thereof.

The broken lines shown in the drawings depict portions of the self tanning mitt applicator in which the design is embodied that form no part of the claimed design.

**1 Claim, 7 Drawing Sheets**



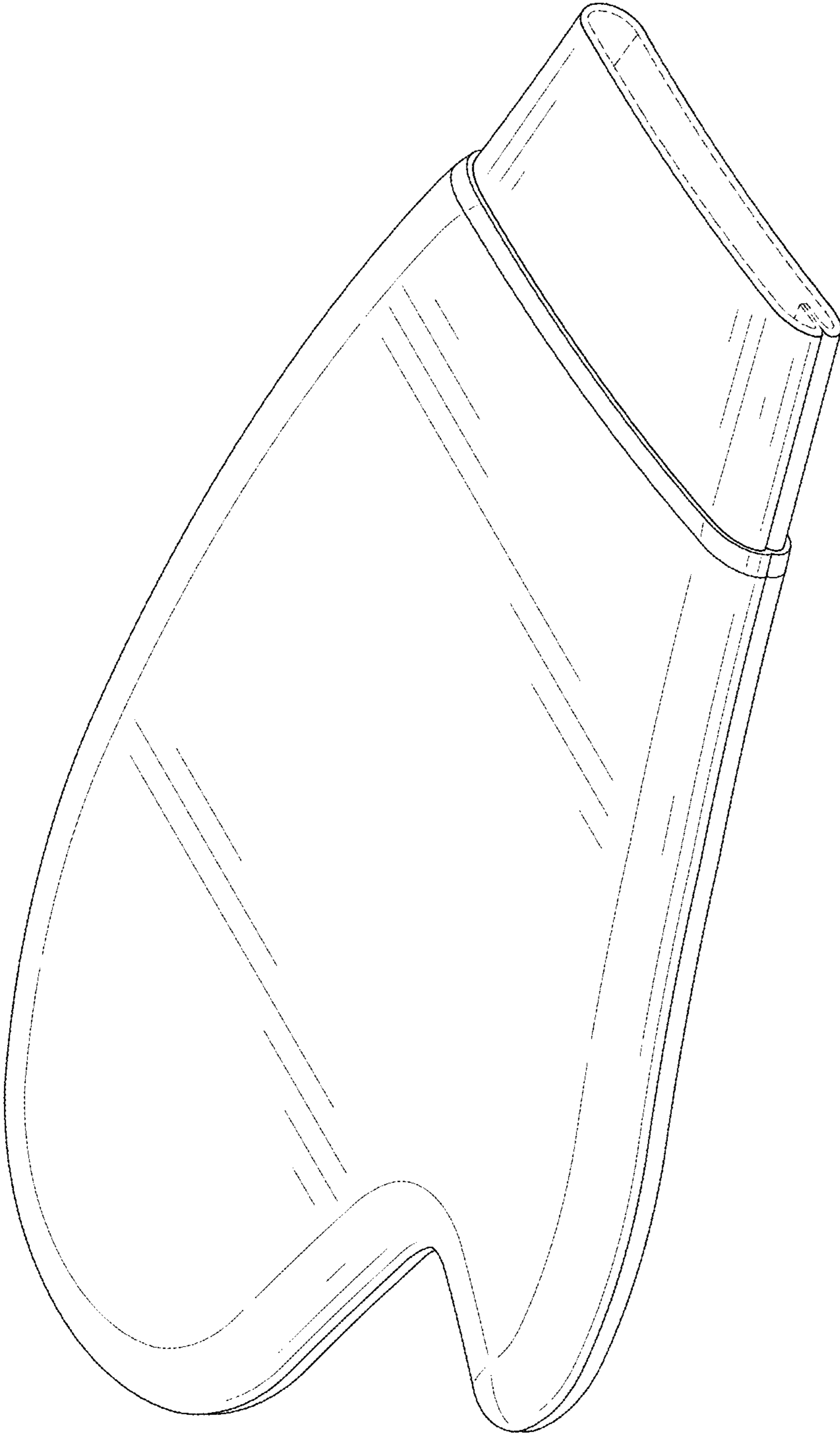


FIG. 1

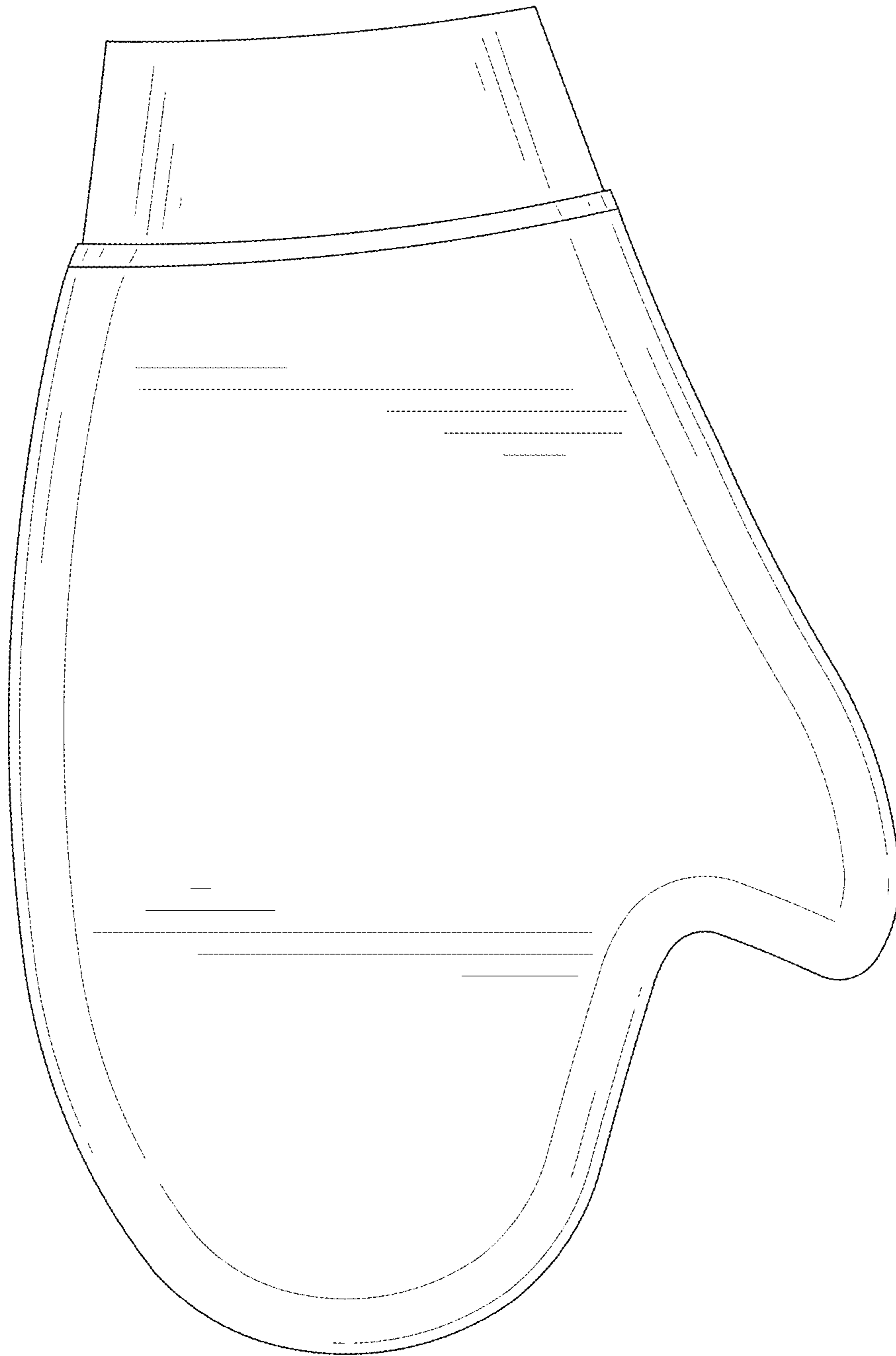


FIG. 2

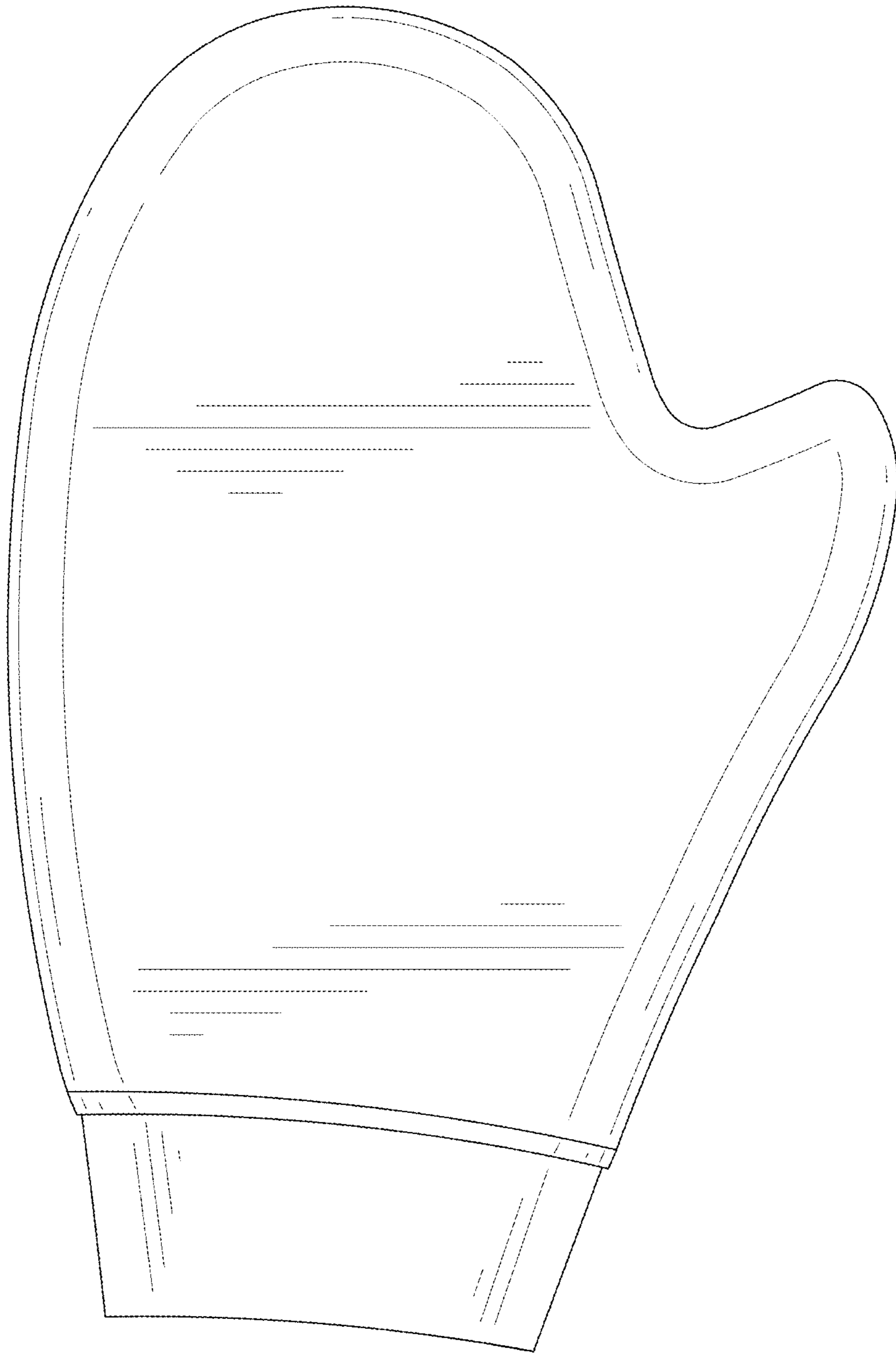


FIG. 3

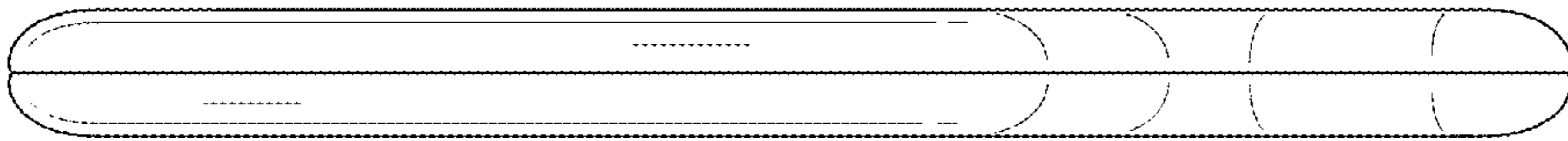


FIG. 4




FIG. 5

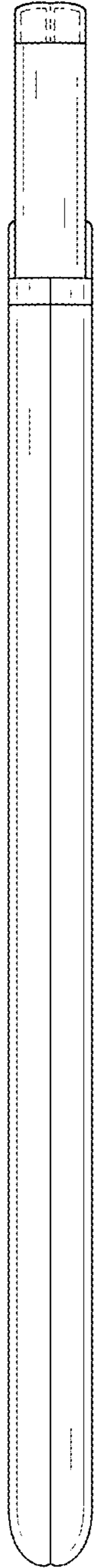


FIG. 6




FIG. 7