



US00D918466S

(12) **United States Design Patent** (10) **Patent No.:** **US D918,466 S**
Yan (45) **Date of Patent:** **** May 4, 2021**

(54) **VAPORIZING DEVICE**
(71) Applicant: **NJOY, LLC**, Scottsdale, AZ (US)
(72) Inventor: **Simon Yan**, New York, NY (US)
(73) Assignee: **NJOY, LLC**, Scottsdale, AZ (US)
(**) Term: **15 Years**
(21) Appl. No.: **29/694,801**

D870,369 S * 12/2019 Greenbaum D27/162
D874,718 S * 2/2020 Qiu D27/162
D876,004 S * 2/2020 Wang D27/101
D882,863 S * 4/2020 Dong D27/162
D884,267 S * 5/2020 Wang D27/162
D887,631 S * 6/2020 Lai D27/162

(Continued)

FOREIGN PATENT DOCUMENTS

CN 304538299 3/2018
CN 304680036 6/2018

(Continued)

OTHER PUBLICATIONS

Vaporizin Device by: NJOY Ace Kit—Box of 4 found online Sep. 2, 2020 <https://empiremokedist.com/product/njoy-ace-kit-box-of-4/>.*

(Continued)

Primary Examiner — Marrissa J Cash
Assistant Examiner — Rebecca Tsehaye
(74) *Attorney, Agent, or Firm* — Bookoff McAndrews, PLLC

(22) Filed: **Jun. 13, 2019**
(51) **LOC (13) Cl.** **27-02**
(52) **U.S. Cl.**
USPC **D27/162**
(58) **Field of Classification Search**
USPC D27/162, 100, 101, 163–165, 172,
D27/174–176, 183, 185–194; D24/110,
D24/110.5; D23/366
CPC A24F 47/002; A24F 47/006; A24F 47/008;
A61M 15/00; A61M 15/06
See application file for complete search history.

(56) **References Cited**

U.S. PATENT DOCUMENTS

D689,999 S * 9/2013 Viala D23/366
D737,419 S * 8/2015 Emarlou D23/360
D804,015 S * 11/2017 Lamba D24/110
D808,071 S * 1/2018 Folkerts D27/101
D820,514 S * 6/2018 Durand D27/162
D823,536 S 7/2018 Lai
D825,834 S 8/2018 Chen
D827,195 S 8/2018 Chen
D846,796 S * 4/2019 Pan D27/101
D846,798 S 4/2019 Chen
D850,710 S * 6/2019 Wu D27/101
D852,408 S * 6/2019 Nettenstrom D27/101
D853,632 S * 7/2019 Qiu D27/101
D858,745 S * 9/2019 Kurgan D24/110
D863,670 S * 10/2019 He D27/162
D863,673 S 10/2019 Lai
D863,675 S * 10/2019 Huang D27/163

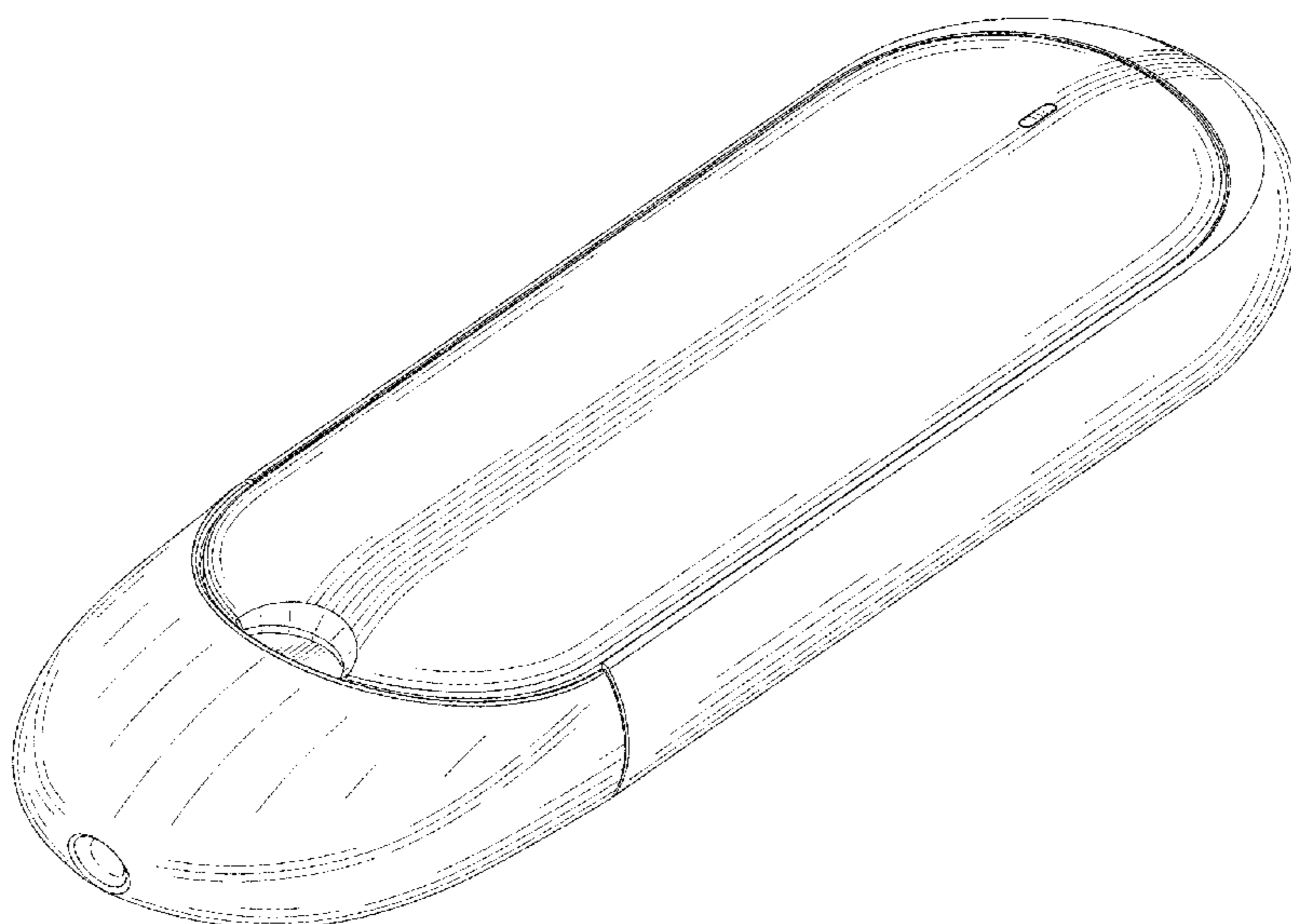
(57) **CLAIM**

The ornamental design for a vaporizing device, as shown as described.

DESCRIPTION

FIG. 1 is a perspective view of the vaporizing device;
FIG. 2 is a front view thereof;
FIG. 3 is a back view thereof;
FIG. 4 is a left side view thereof;
FIG. 5 is a right side view thereof;
FIG. 6 is a top view thereof; and,
FIG. 7 is a bottom view thereof.
Features shown in broken lines form no part of the design as claimed.

1 Claim, 4 Drawing Sheets



(56)

References Cited

U.S. PATENT DOCUMENTS

D892,397 S 8/2020 Li et al.
 D902,476 S * 11/2020 Liu D27/162

FOREIGN PATENT DOCUMENTS

CN	304680038	6/2018
CN	304680040	6/2018
CN	304680043	6/2018
CN	304719186	7/2018
CN	304719187	7/2018
CN	304728075	7/2018
CN	304826821	9/2018
CN	304827366	9/2018
CN	304870220	10/2018
CN	304870616	10/2018
CN	304870617	10/2018
EM	04290500-0001	9/2017
EM	004354827-0001	11/2017
EM	004354827-0002	11/2017
EM	004354827-0003	11/2017
EM	004267011-0001	12/2017
EM	004547503-0001	1/2018
EM	004547503-0002	1/2018
EM	004547503-0003	1/2018
EM	005251352-0001	6/2018
EM	005253192-0001	6/2018
EM	005270725-0001	6/2018
EM	005270725-0002	6/2018
EM	005270725-0003	6/2018
EM	005270725-0004	6/2018
EM	005272366-0001	6/2018
EM	005280013-0001	7/2018
EM	005280013-0002	7/2018

EM	005280013-0003	7/2018
EM	005616307-0001	8/2018
EM	005627551-0001	9/2018
EM	005627551-0002	9/2018
EM	005629052-0001	10/2018
EM	005629052-0002	10/2018
EM	005629052-0003	10/2018
EM	005779014-0001	11/2018
EM	005816071-0001	11/2018
EM	006301321-0001	3/2019
EM	006301321-0002	3/2019
EM	006301321-0003	3/2019
EM	006082285-0001	4/2019
EM	006315503-0001	4/2019
EM	006315503-0002	4/2019
EM	006315503-0003	4/2019
EM	006365136-0001	4/2019
EM	006367140-0001	4/2019
EM	006367678-0001	4/2019
EM	006370235-0002	5/2019
EM	006354601-0001	6/2019
EM	006354601-0002	6/2019
EM	06640819-0001	8/2019
EM	06640819-0002	8/2019
EM	06642195-0001	8/2019
EM	06642195-0002	8/2019
GB	6057981	4/2019
GB	6057982	4/2019
GB	6057983	4/2019

OTHER PUBLICATIONS

Vaporizing Device by: NJOY Ace Kit-Box of 4, found on line Sep. 2, 2020 <https://www.empiremokedist.com/product/njoy-ace-kit-box-of-4>.*

* cited by examiner

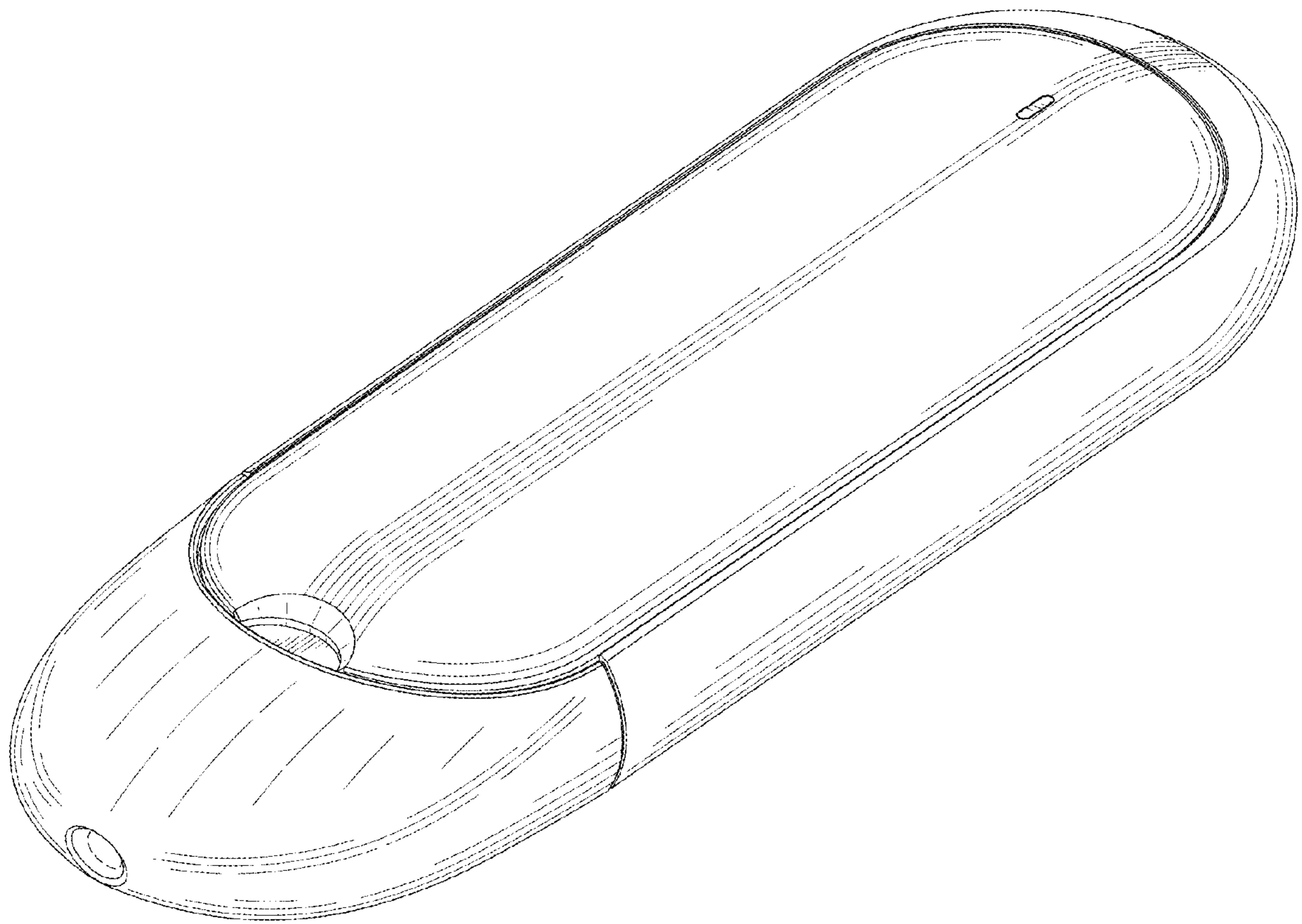


FIG. 1




FIG. 2




FIG. 3

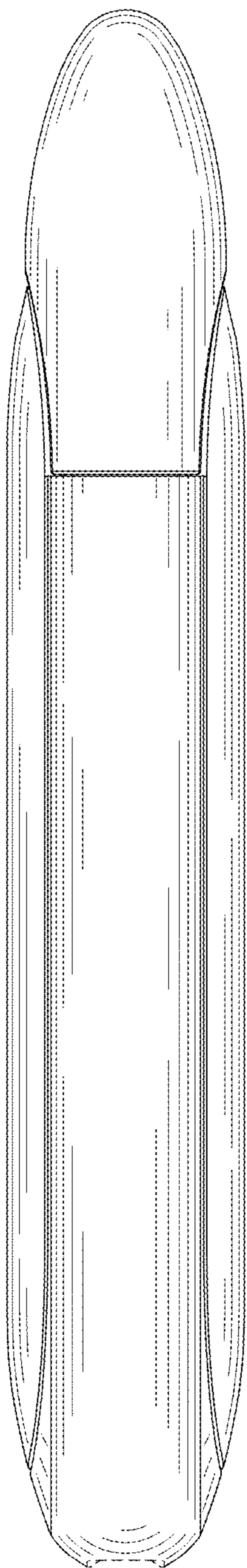


FIG. 4




FIG. 5

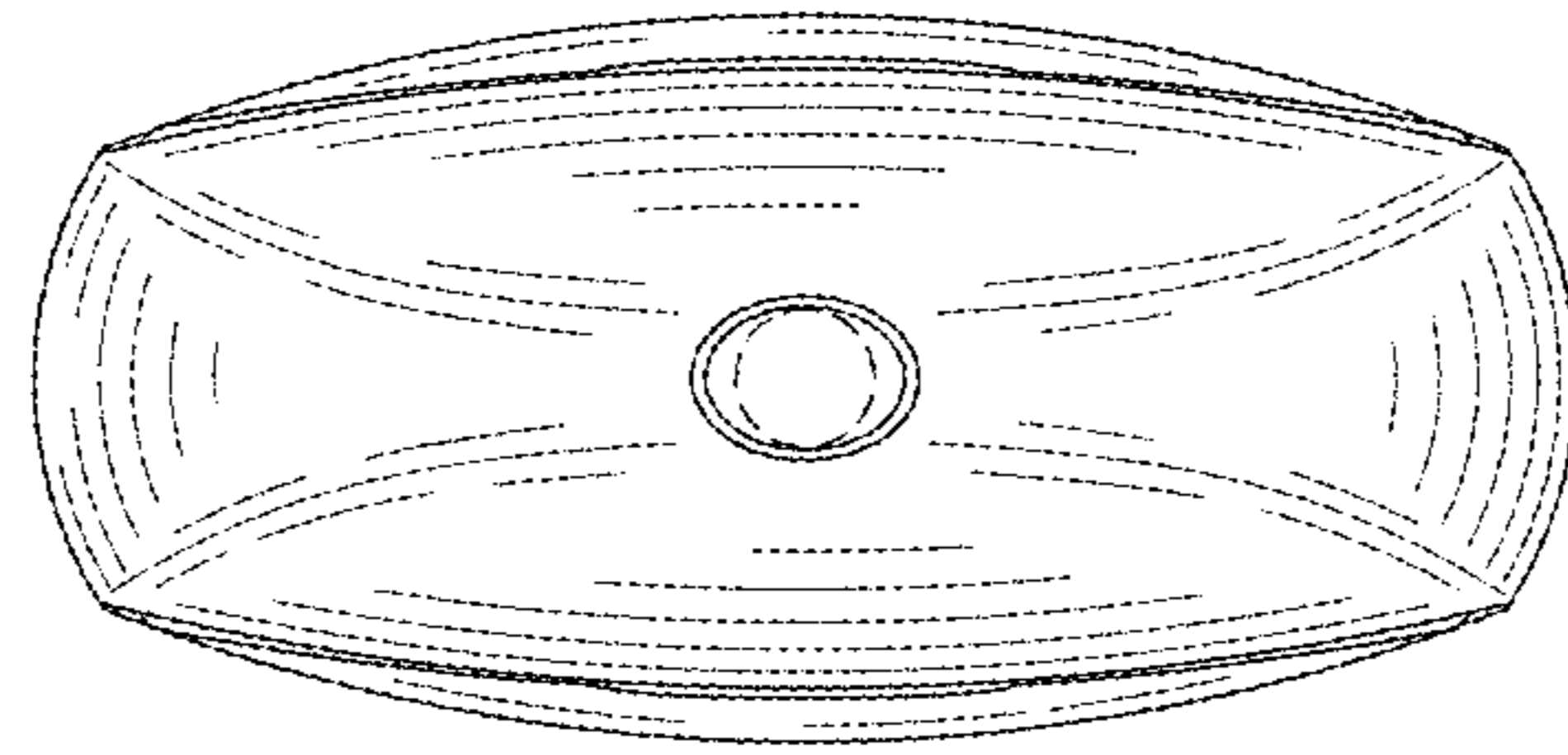


FIG. 6

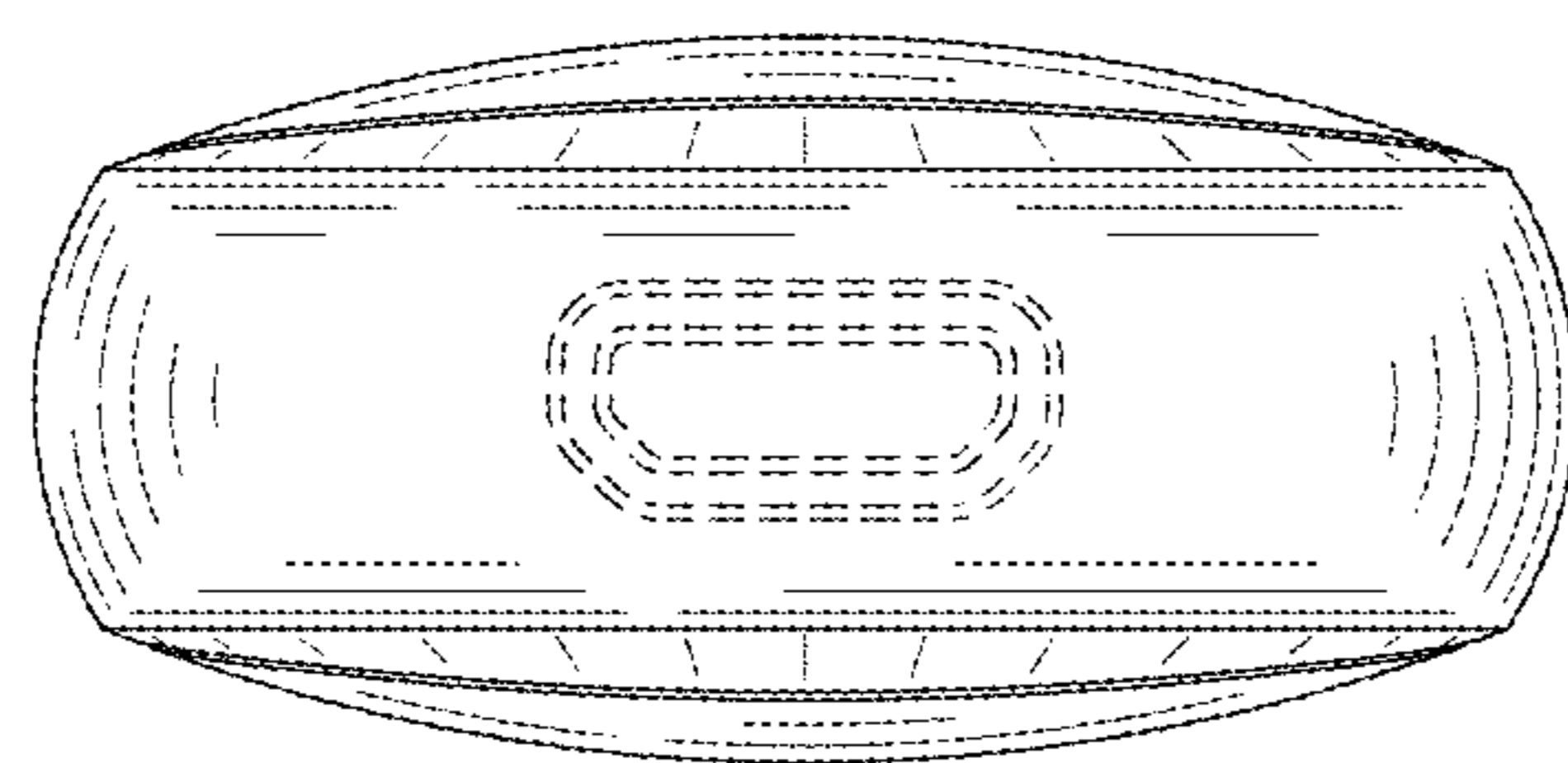


FIG. 7