



US00D918441S

(12) **United States Design Patent** (10) **Patent No.:** **US D918,441 S**  
**Liu** (45) **Date of Patent:** **\*\* May 4, 2021**

(54) **STRING LAMP**

(71) Applicant: **Zhen Liu**, Yuanjiang (CN)

(72) Inventor: **Zhen Liu**, Yuanjiang (CN)

(\*\*) Term: **15 Years**

(21) Appl. No.: **29/743,777**

(22) Filed: **Jul. 24, 2020**

(51) **LOC (13) Cl.** ..... **26-03**

(52) **U.S. Cl.**  
USPC ..... **D26/25**

(58) **Field of Classification Search**  
USPC ..... D26/25  
CPC ..... F21S 4/00; F21S 4/15; F21S 2/00; F21V  
21/08  
See application file for complete search history.

(56) **References Cited**

**U.S. PATENT DOCUMENTS**

D287,769 S *	1/1987	Davis	.....	D26/25
D413,173 S *	8/1999	Mount	.....	D26/25
D415,583 S *	10/1999	Byers	.....	D26/25
6,309,087 B1 *	10/2001	Huang	.....	F21S 4/10 362/249.15
D450,397 S	11/2001	Chang		
D450,398 S	11/2001	Chang		
D450,400 S	11/2001	Chang		
D452,745 S *	1/2002	Chang	.....	D26/25

D453,384 S	2/2002	Chang		
D459,009 S *	6/2002	Chang	.....	D26/25
D473,958 S *	4/2003	Pascasio	.....	D26/25
D515,225 S *	2/2006	Rau	.....	D26/25
D691,295 S *	10/2013	Chappey	.....	D26/25
D748,299 S *	1/2016	Tunno	.....	D26/25
D816,874 S	5/2018	Lentz et al.		

\* cited by examiner

*Primary Examiner* — Brian N. Vinson

(74) *Attorney, Agent, or Firm* — Law Offices of Steven W. Weinrieb

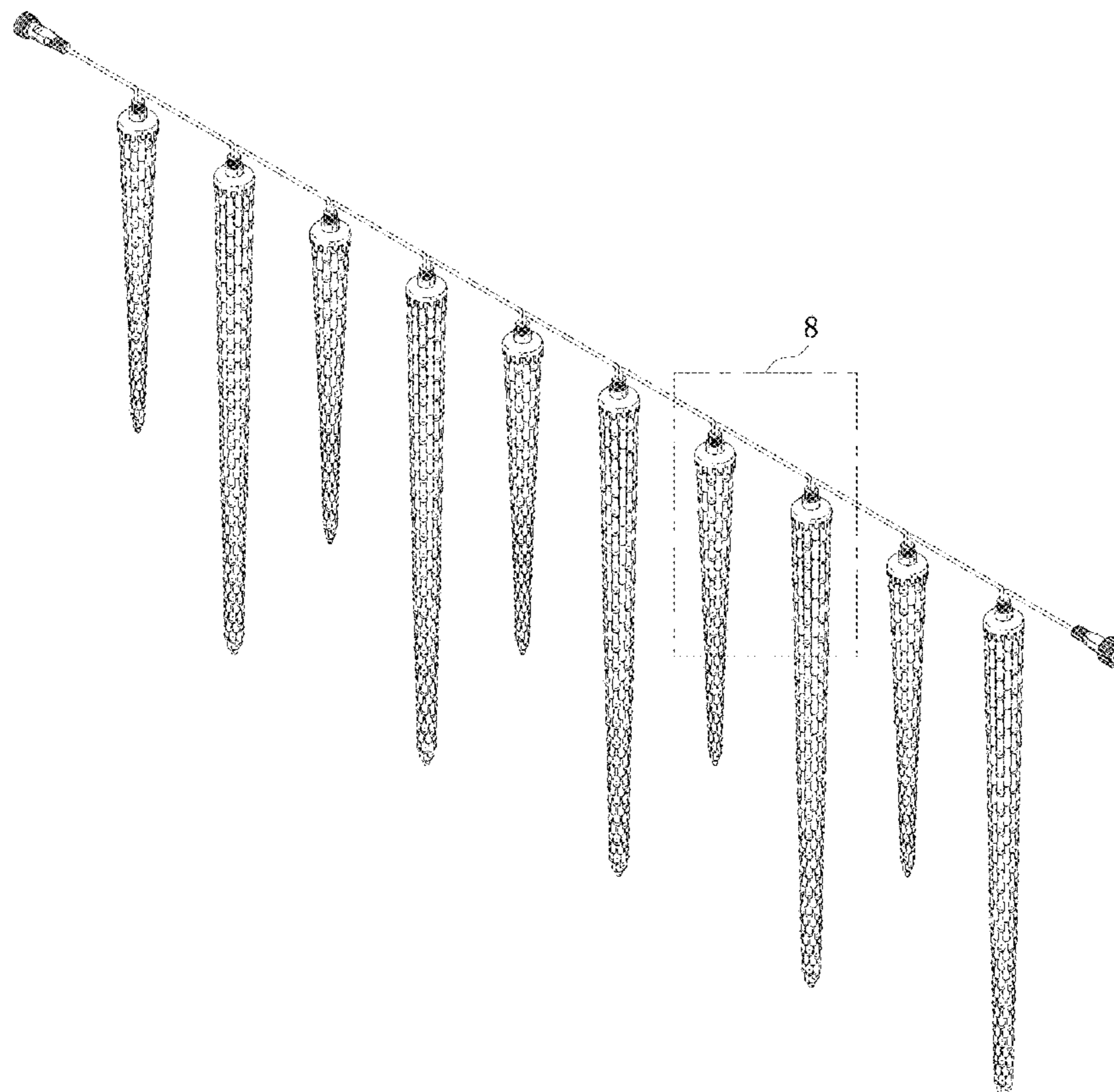
(57) **CLAIM**

The ornamental design for a string lamp, as shown and described.

**DESCRIPTION**

FIG. 1 is a front, right side, top perspective view of a string lamp showing my new design;  
 FIG. 2 is a front elevational view thereof;  
 FIG. 3 is a rear elevational view thereof;  
 FIG. 4 is a left side elevational view thereof;  
 FIG. 5 is a right side elevational view thereof;  
 FIG. 6 is a top plan view thereof;  
 FIG. 7 is a bottom plan view thereof; and,  
 FIG. 8 is an enlarged view of the boxed area labelled 8 in FIG. 1 showing in greater detail the structure of each lamp comprising the spring lamp of the present invention.  
 The broken lines depict portions of the spring lamp that form no part of the claimed design.

**1 Claim, 8 Drawing Sheets**



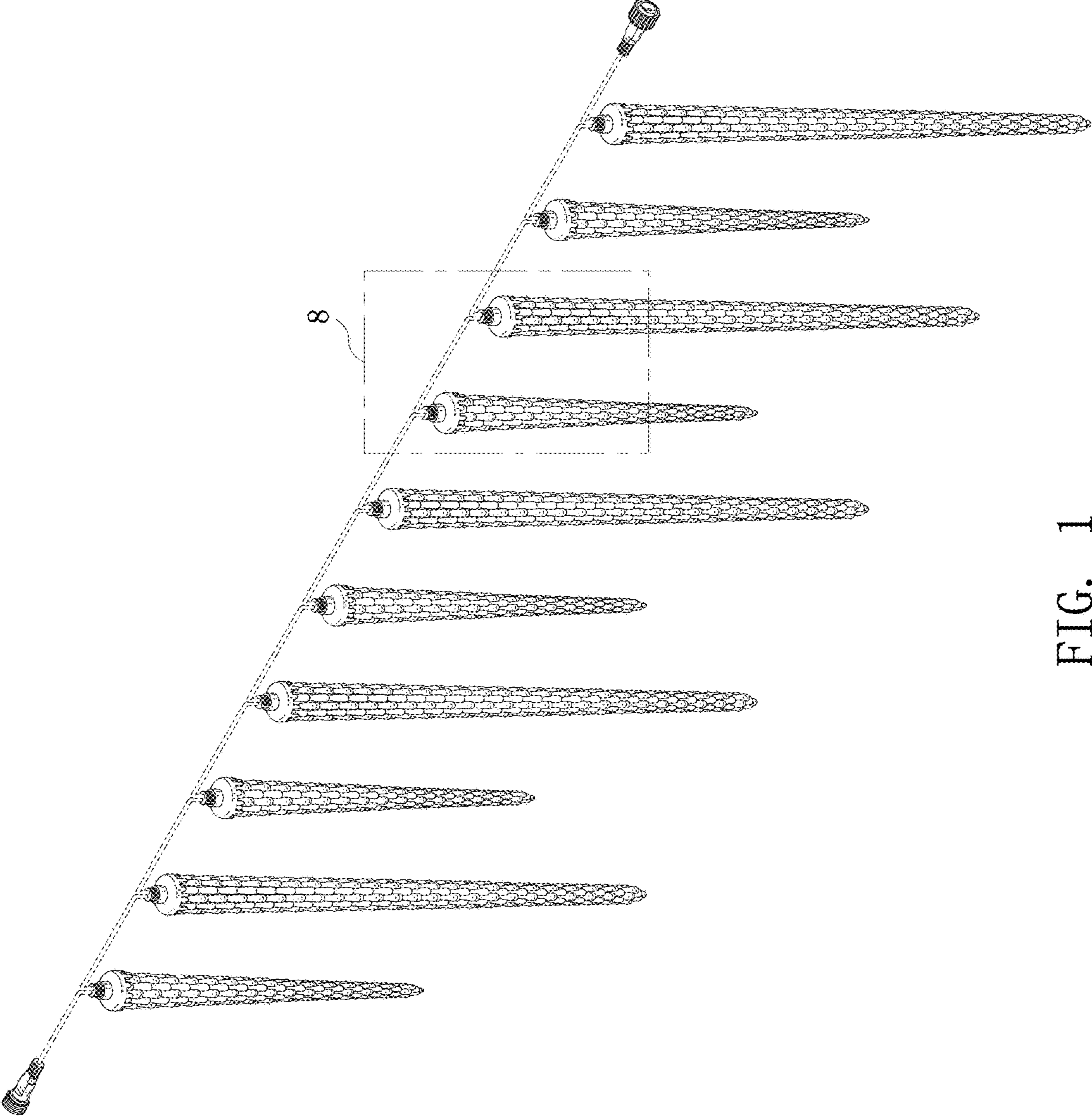


FIG. 1




FIG. 2




FIG. 3

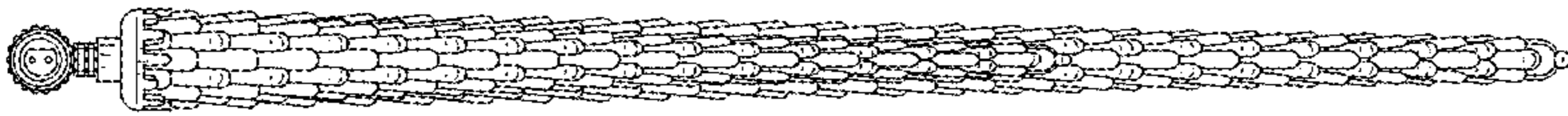


FIG. 4

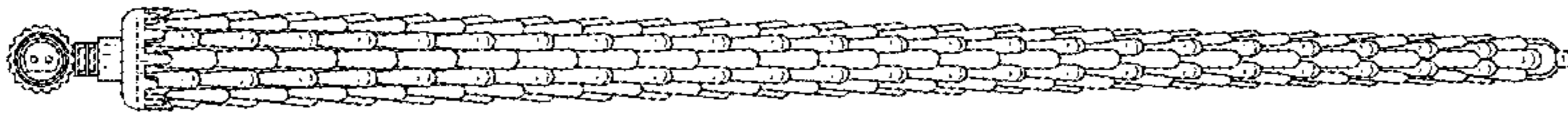


FIG. 5




FIG. 6

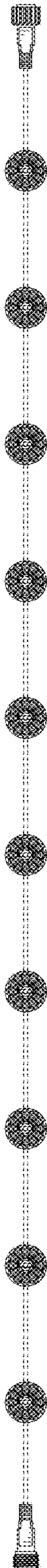


FIG. 7



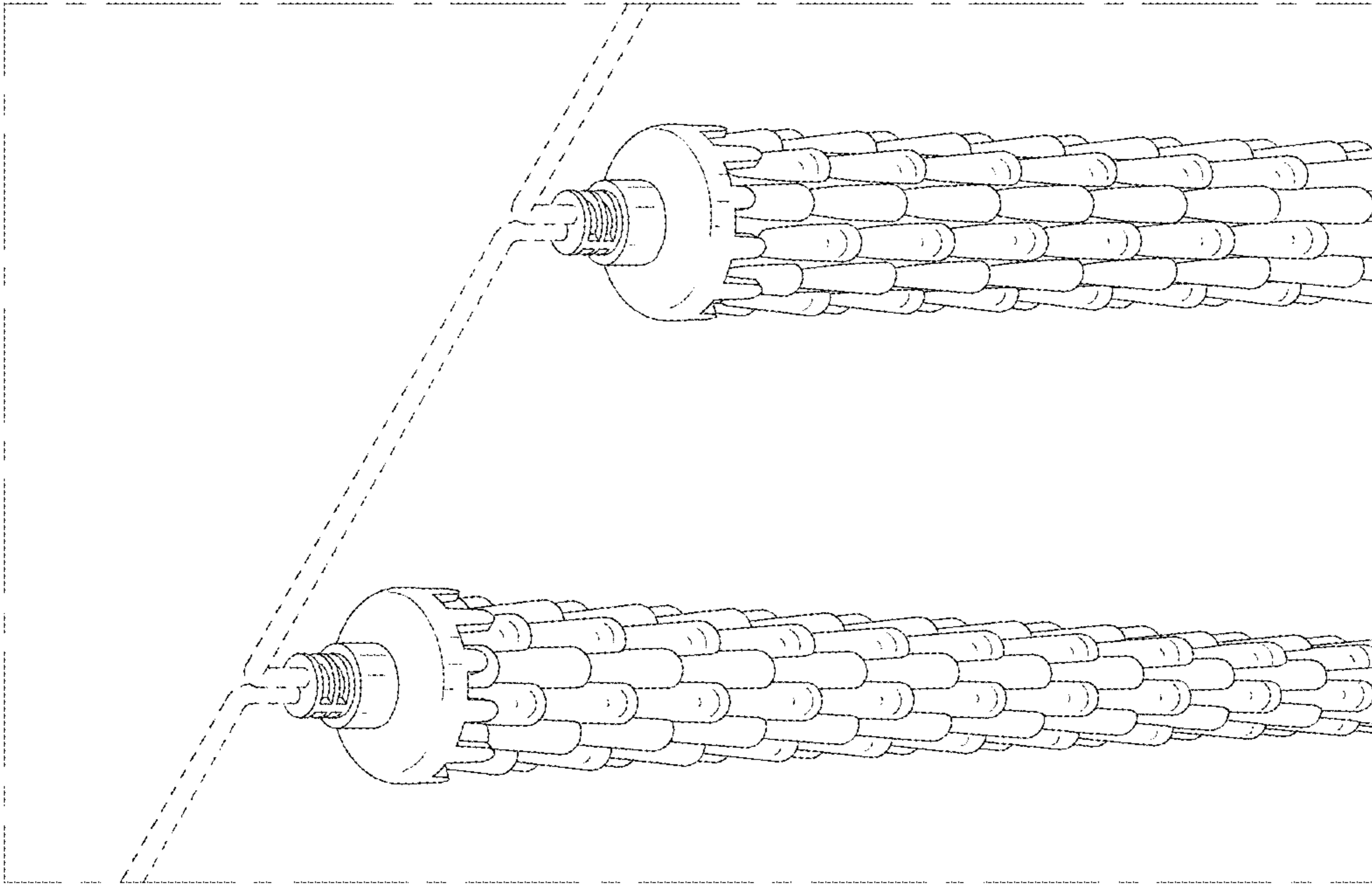


FIG. 8