



US00D918438S

(12) **United States Design Patent** (10) **Patent No.:** **US D918,438 S**
Lentz et al. (45) **Date of Patent:** **** May 4, 2021**

(54) **DECORATIVE LIGHT STRING**
(71) Applicants: **Frederik H Lentz**, Highland Park, IL (US); **John G McKinven**, Oostburg, WI (US)
(72) Inventors: **Frederik H Lentz**, Highland Park, IL (US); **John G McKinven**, Oostburg, WI (US)
(**) Term: **15 Years**
(21) Appl. No.: **29/674,580**
(22) Filed: **Dec. 21, 2018**
(51) **LOC (13) Cl.** **26-04**
(52) **U.S. Cl.**
USPC **D26/25**
(58) **Field of Classification Search**
USPC D26/1, 24, 25, 42, 43, 61, 80, 86, 110, D26/118; 362/224, 225, 227, 239, 362/249.04, 249.16
CPC F21S 4/00; F21S 4/10; F21S 4/15; F21S 4/20; F21S 4/22; F21S 4/26; F21S 4/28; F21S 4/001; F21S 4/002; F21S 4/003; F21W 2121/00; F21W 2121/04; G09F 13/00; G09F 13/22
See application file for complete search history.

(56) **References Cited**
U.S. PATENT DOCUMENTS
D351,915 S 10/1994 Hermanson
5,645,324 A 7/1997 Chang
D398,408 S 9/1998 Lin
D440,674 S * 4/2001 Nichols D26/25
D446,588 S * 8/2001 Rinehimer D26/25
D452,576 S * 12/2001 Liu D26/25
D527,121 S 8/2006 Van Dyn Hoven et al.
D547,887 S * 7/2007 Titmarsh D26/25
D702,378 S * 4/2014 Wasem F21V 21/08 D26/25
D778,468 S 2/2017 Van Der Lande

D796,705 S * 9/2017 Lieblein D26/25
D816,874 S 5/2018 Lentz et al.
D825,793 S 8/2018 Lentz et al.
D869,012 S * 12/2019 Zhu D26/25
D869,013 S * 12/2019 Zhu D26/25
D873,445 S * 1/2020 Chen D26/25
D908,933 S * 1/2021 Wu D26/25
10,887,961 B2 * 1/2021 Yu F21V 3/062
2009/0296397 A1 * 12/2009 Gibboney, Jr. H01R 33/09 362/249.16
2012/0075863 A1 * 3/2012 Chen F21V 21/002 362/249.18
2014/0153243 A1 * 6/2014 Braasch F21S 4/10 362/249.02

(Continued)

Primary Examiner — Wan Laymon
Assistant Examiner — Clint A Samuel
(74) *Attorney, Agent, or Firm* — Quickpatents, LLC; Kevin Prince


(57) **CLAIM**

The ornamental design for a decorative light string, as shown and described.

DESCRIPTION

FIG. 1 is a perspective view of a decorative light string, showing our new design;
FIG. 2 is a front elevational view thereof;
FIG. 3 is a rear elevational view thereof;
FIG. 4 is a left-side elevational view thereof;
FIG. 5 is a right-side elevational view thereof;
FIG. 6 is a top plan view thereof; and,
FIG. 7 is a bottom plan view thereof.
The broken lines depict portions of the decorative light string that form no part of the claimed design.
The decorative light string is shown with a symbolic break in its length. The appearance of any portion of the article between the break lines forms no part of the claimed design.

1 Claim, 3 Drawing Sheets



(56)

References Cited

U.S. PATENT DOCUMENTS

2015/0016113 A1* 1/2015 Kazemir F21S 4/10
362/249.06
2015/0078000 A1* 3/2015 Chen F21V 23/001
362/249.16
2015/0163876 A1* 6/2015 Zhang F21V 5/045
362/235
2018/0340676 A1* 11/2018 Tsai F21V 3/00
2020/0363046 A1* 11/2020 Chen F21S 4/10
2020/0388416 A1* 12/2020 Cao H01B 7/182

* cited by examiner

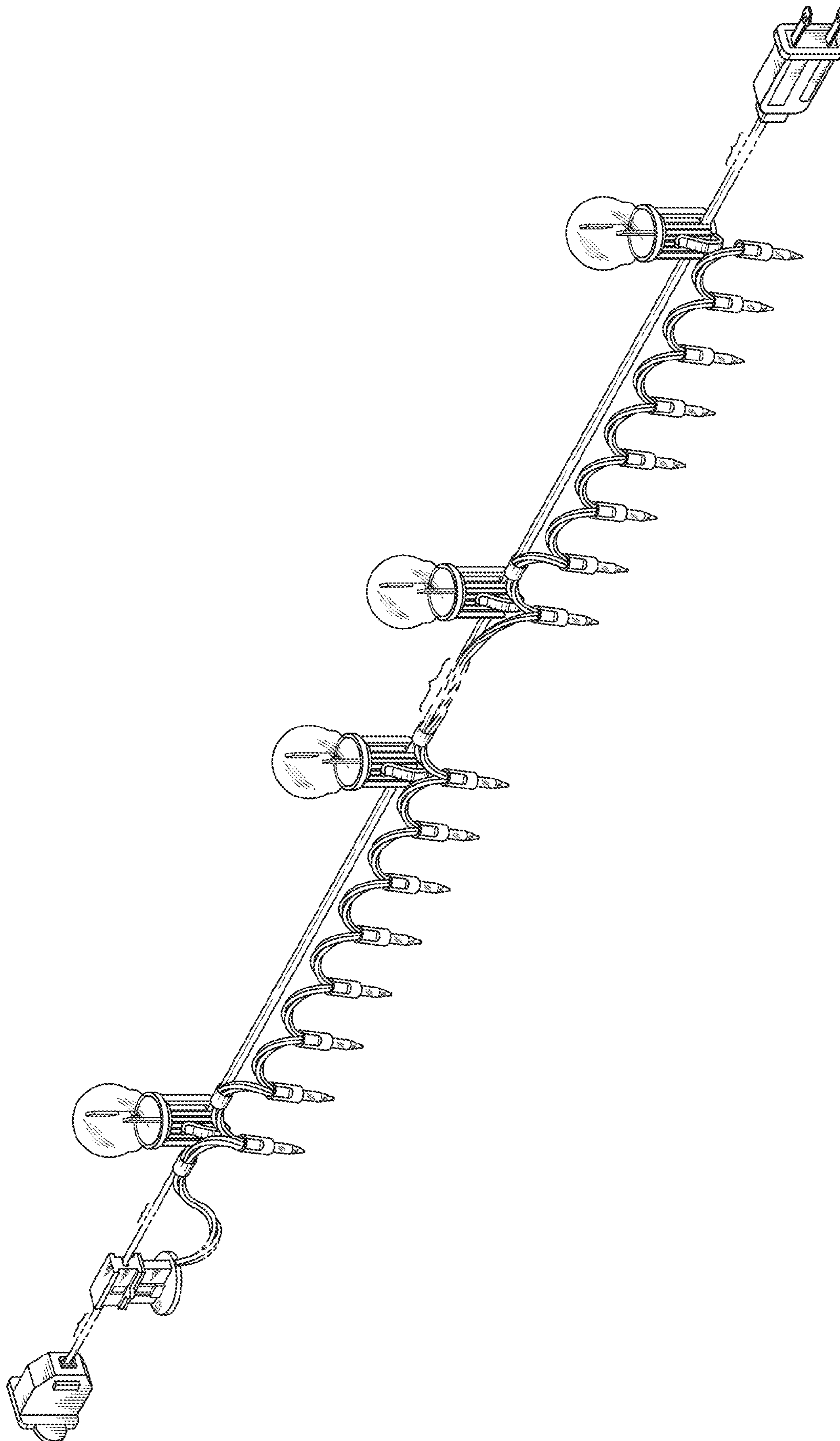


FIG. 1

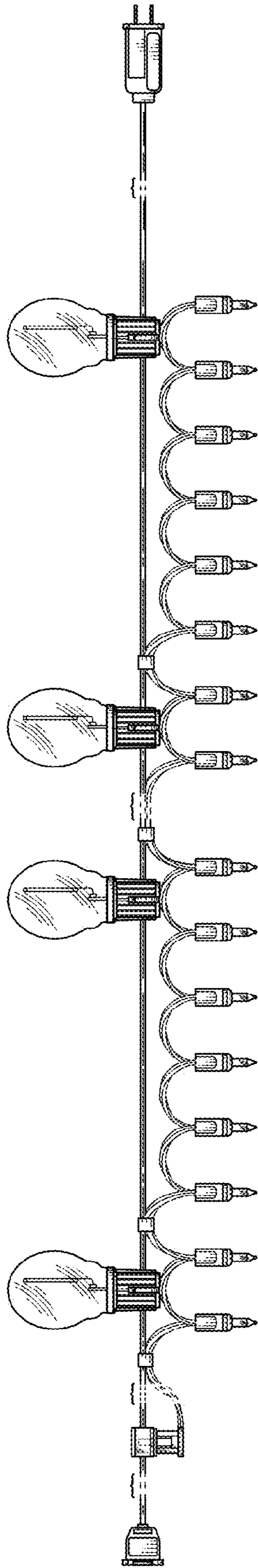


FIG. 2

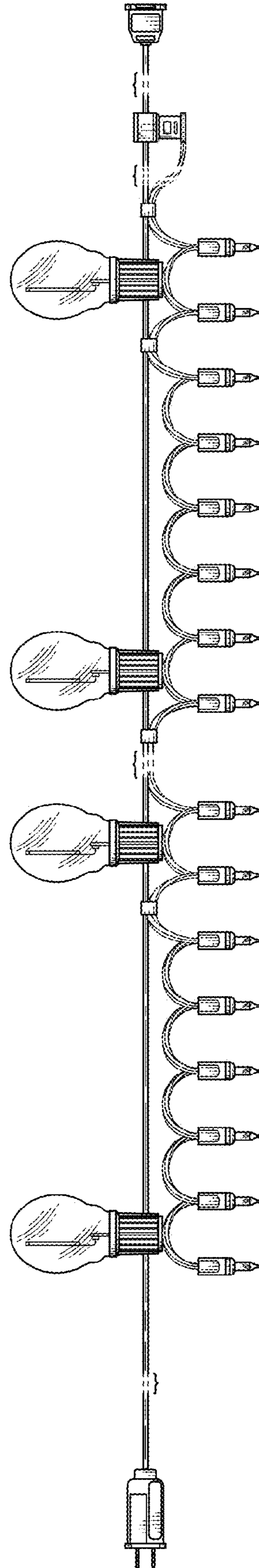


FIG. 3

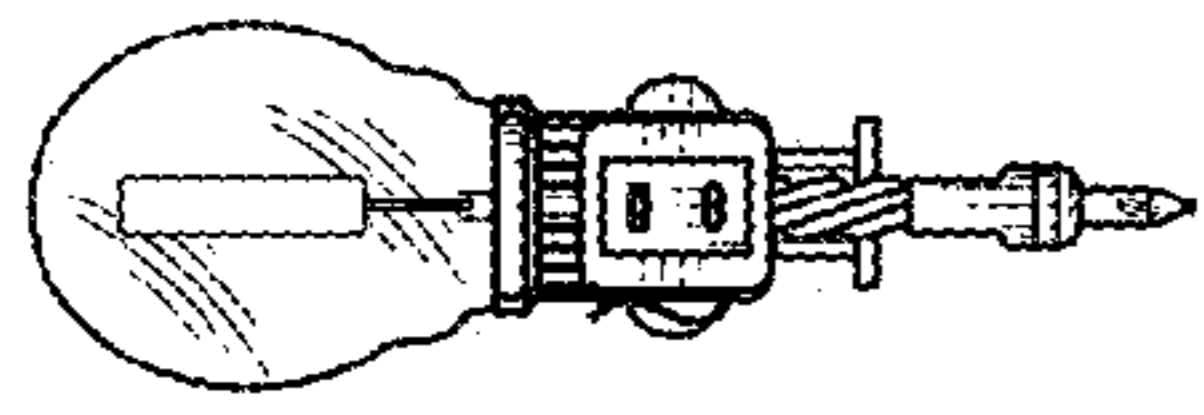


FIG. 5

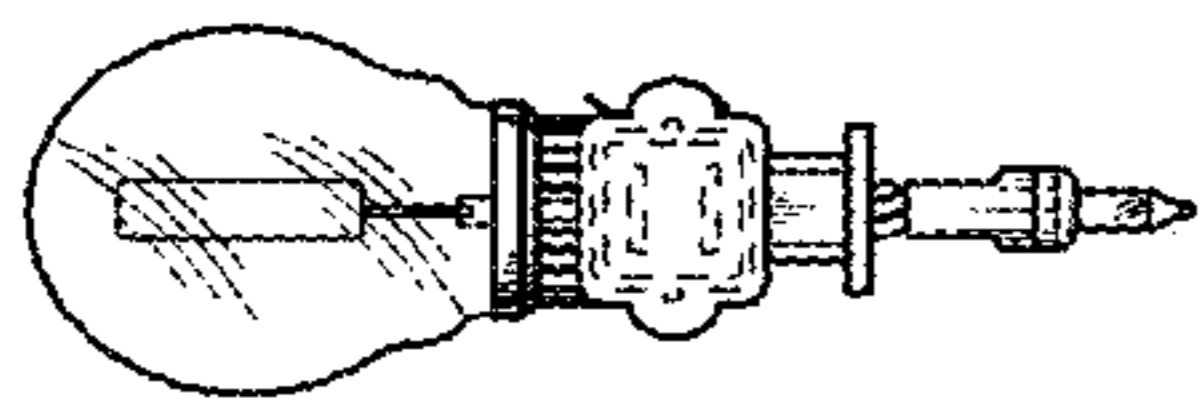


FIG. 4

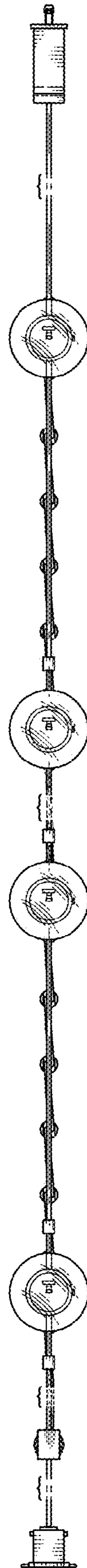


FIG. 6

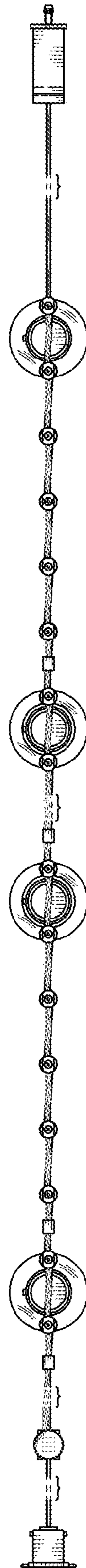


FIG. 7