

US00D918385S

(12) **United States Design Patent** (10) **Patent No.:** **US D918,385 S**
Pierre (45) **Date of Patent:** **** May 4, 2021**

(54) **OVAL BASIN**
(71) Applicant: **Stanislas M. Pierre**, Miami, FL (US)
(72) Inventor: **Stanislas M. Pierre**, Miami, FL (US)
(**) Term: **15 Years**
(21) Appl. No.: **29/703,696**
(22) Filed: **Aug. 29, 2019**
(51) **LOC (13) Cl.** **24-04**
(52) **U.S. Cl.**
USPC **D24/123**
(58) **Field of Classification Search**
USPC D24/121-123, 224, 204; 604/317, 318;
4/619, 621, 622; D7/602, 543, 586
CPC .. A61M 3/0287; A61G 7/075; A61G 17/0755
See application file for complete search history.

D607,557 S * 1/2010 Wiggins D24/108
D674,482 S * 1/2013 Wurapa D24/121
D676,138 S * 2/2013 Kingsley D24/204
D746,979 S * 1/2016 Dominguez D24/121
D774,203 S * 12/2016 Zolotnik D24/204
D847,329 S * 4/2019 Schlueter B65D 25/42
D24/123
2012/0222210 A1 * 9/2012 Wiggins A61M 3/0287
4/619
2015/0328393 A1 * 11/2015 Stephens A61G 7/0755
4/621

* cited by examiner

Primary Examiner — David G Muller
(74) *Attorney, Agent, or Firm* — Dunlap Bennett & Ludwig, PLLC

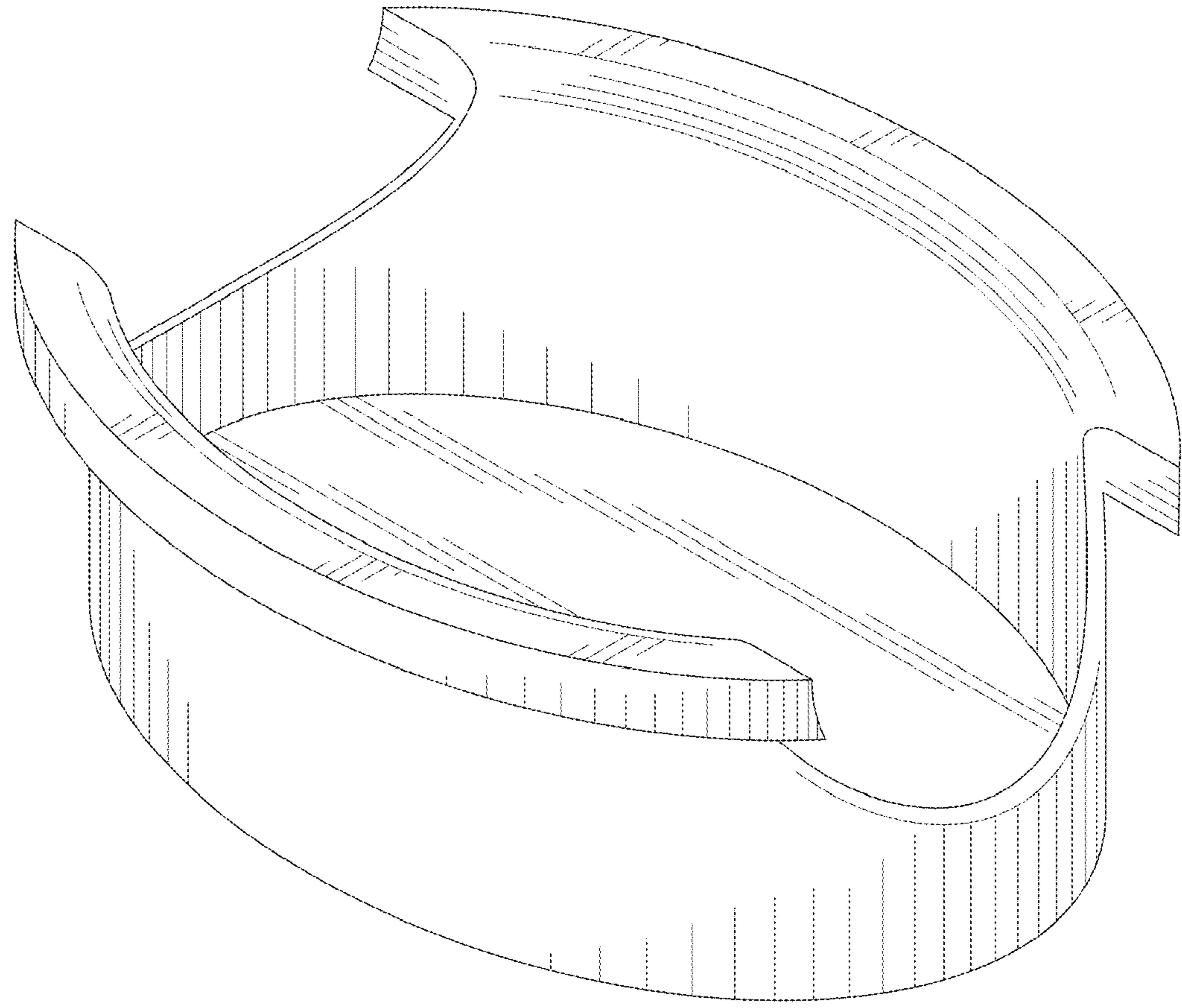
(57) **CLAIM**
The ornamental design for an oval basin, as shown and described.

DESCRIPTION

FIG. 1 is a top perspective view of an oval basin;
FIG. 2 is a front elevation view thereof, the rear elevation view being a mirror image thereof;
FIG. 3 is a right elevation view thereof, the left elevation view being a mirror image thereof;
FIG. 4 is a top plan view thereof; and,
FIG. 5 is a bottom plan view thereof.

1 Claim, 3 Drawing Sheets

(56) **References Cited**
U.S. PATENT DOCUMENTS
D270,323 S * 8/1983 Powers D7/360
D371,963 S * 7/1996 Ahern, Jr. D7/602
D401,475 S * 11/1998 Ritchey D7/543
6,609,257 B1 * 8/2003 O'Geary A61M 1/008
4/289
6,772,800 B1 * 8/2004 Garcia A47K 3/022
141/2



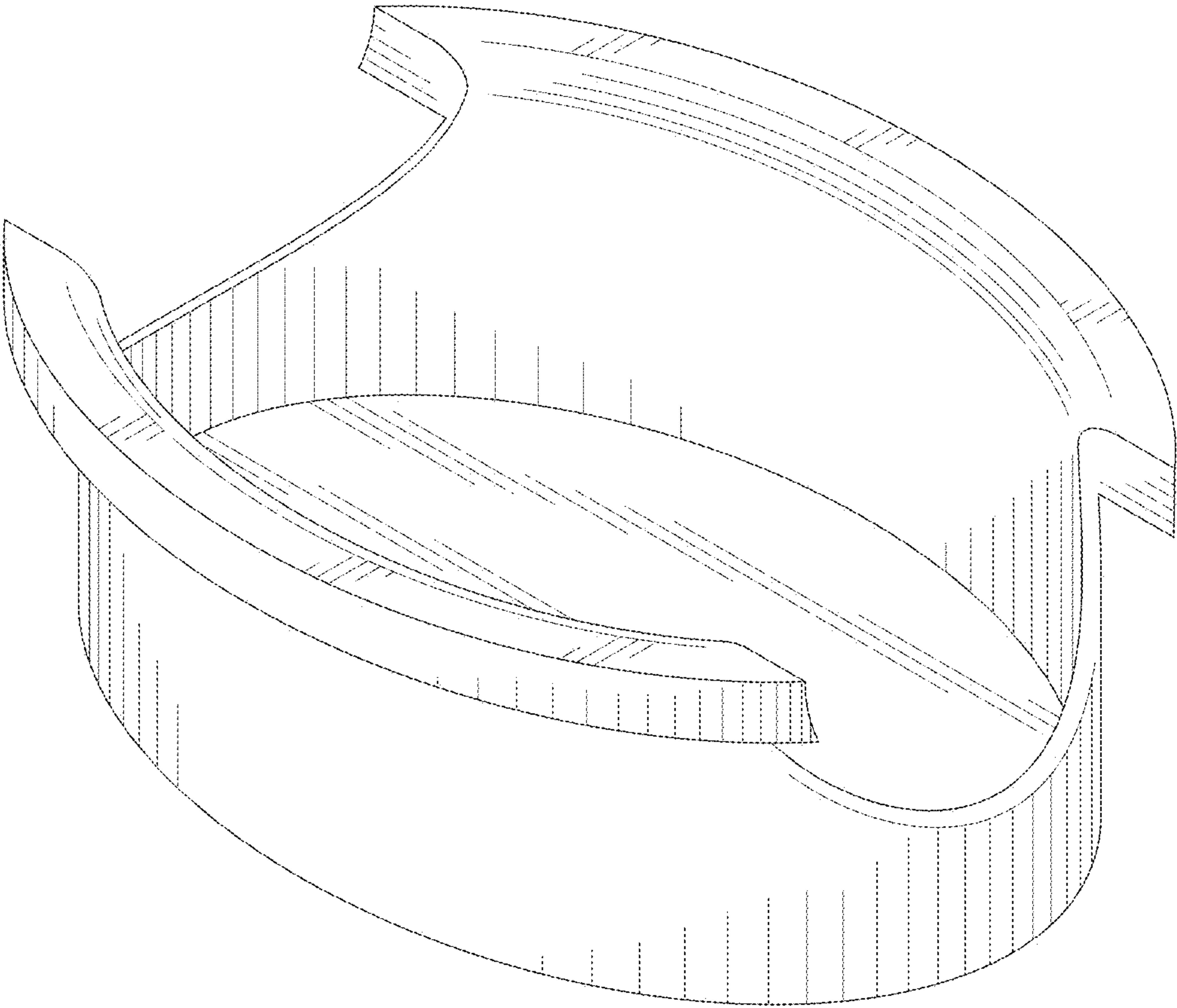


FIG. 1




FIG. 2

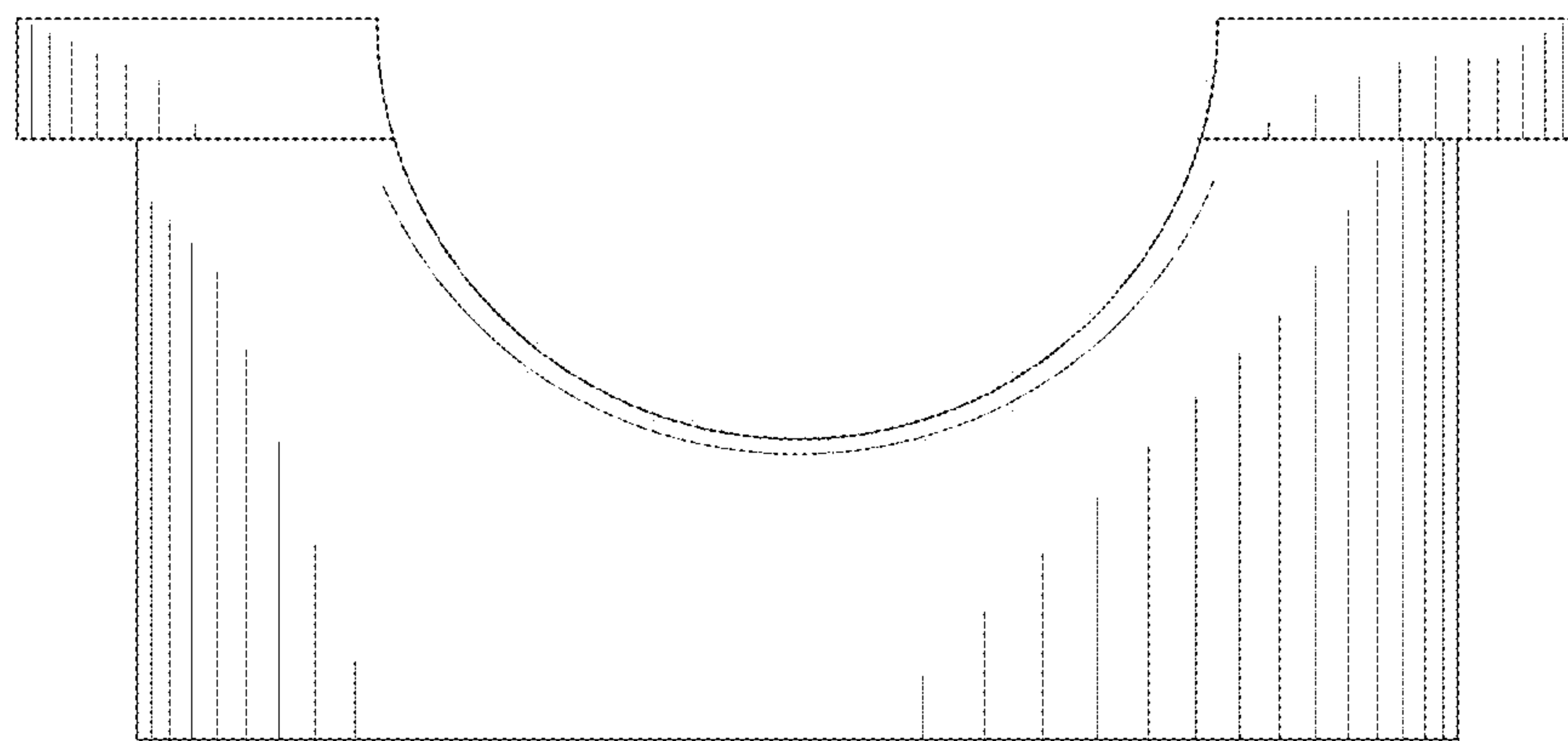


FIG. 3

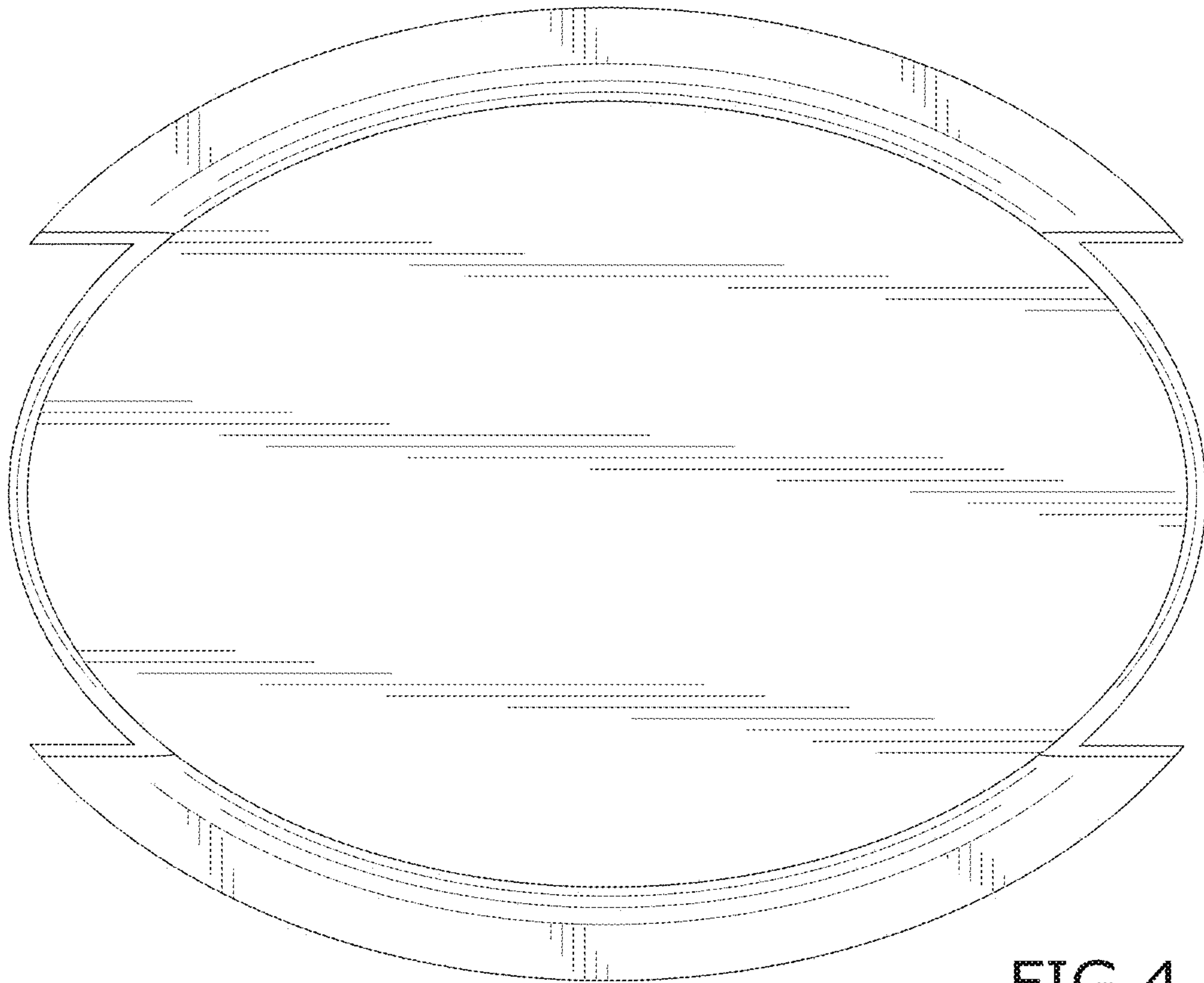


FIG. 4

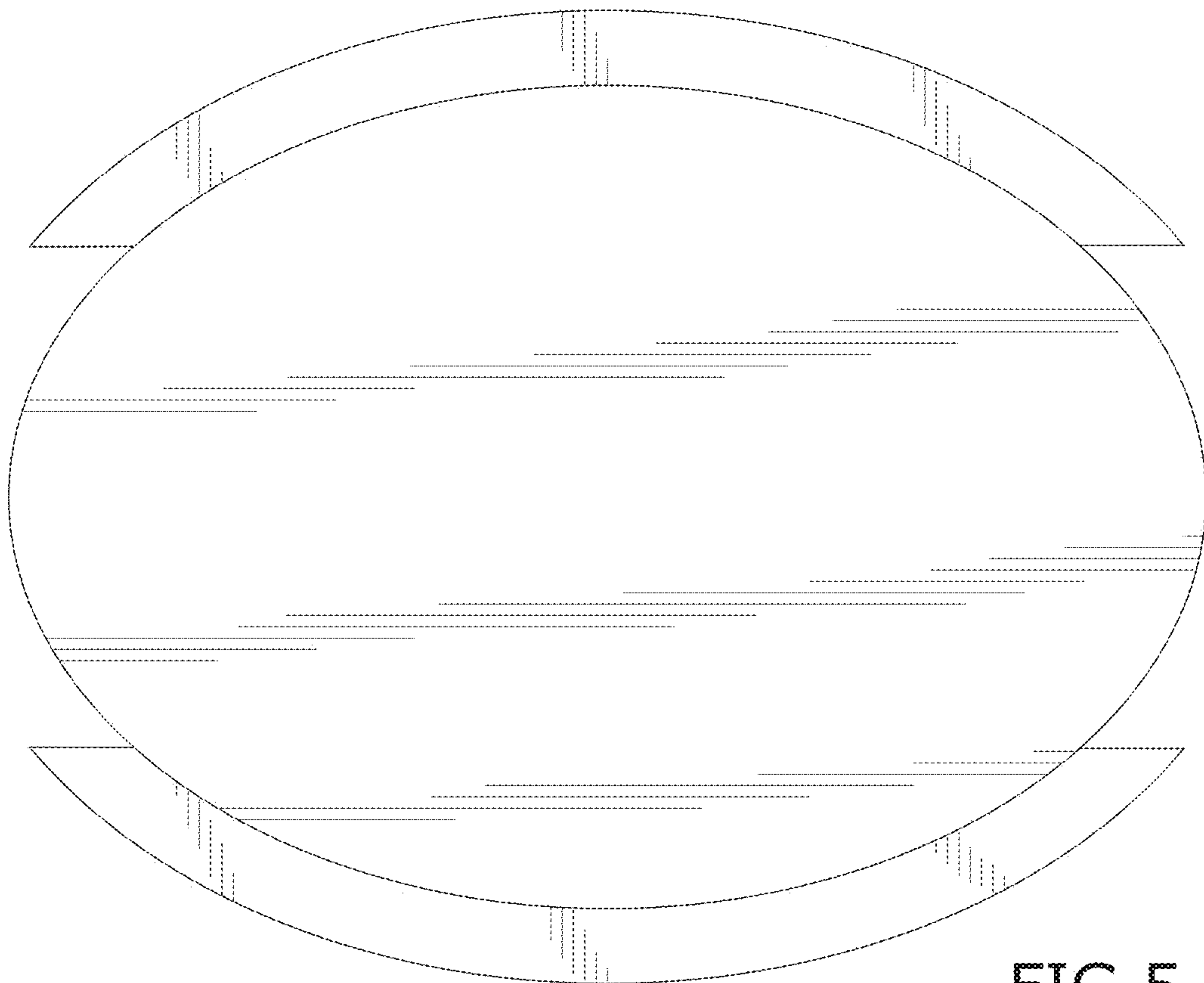


FIG. 5