



US00D918327S

(12) **United States Design Patent**  
**de Grasse et al.**

(10) **Patent No.:** **US D918,327 S**

(45) **Date of Patent:** **\*\* May 4, 2021**

(54) **FLOATING LOUNGE**

(71) Applicant: **Aqua-Leisure Recreation, LLC**, Avon, MA (US)

(72) Inventors: **Scott R. de Grasse**, Marshfield, MA (US); **Jesse Kane**, Attleboro, MA (US); **Gregory J. Autore**, Spring Valley, OH (US)

(73) Assignee: **Aqua-Leisure Recreation, LLC**, Avon, MA (US)

(\*\*) Term: **15 Years**

(21) Appl. No.: **29/704,796**

(22) Filed: **Sep. 6, 2019**

(51) **LOC (13) Cl.** ..... **21-02**

(52) **U.S. Cl.**  
USPC ..... **D21/809**

(58) **Field of Classification Search**  
USPC ..... D21/769, 770, 771, 801, 803, 804, 808, D21/809, 810; 441/35, 40, 41, 65, 66, 441/67, 72, 73, 74, 80, 87, 88, 129, 130, 441/131, 132, 136  
CPC ..... A63B 31/00  
See application file for complete search history.

(56) **References Cited**

**U.S. PATENT DOCUMENTS**

D309,169 S \* 7/1990 Scheurer ..... D21/809  
D314,804 S \* 2/1991 Thomas ..... D21/809

D314,805 S \* 2/1991 Thomas ..... D21/809  
D315,187 S \* 3/1991 Thomas ..... D21/809  
D315,188 S \* 3/1991 Thomas ..... D21/809  
D315,189 S \* 3/1991 Thomas ..... D21/809  
D315,388 S \* 3/1991 Thomas ..... D21/809  
D407,785 S \* 4/1999 Scheurer ..... D21/803  
D816,179 S \* 4/2018 de Grasse ..... D21/803  
D823,966 S \* 7/2018 Berenson ..... D21/809

\* cited by examiner

*Primary Examiner* — Michael C Stout

*Assistant Examiner* — Katrina N Gonzalez

(74) *Attorney, Agent, or Firm* — Wolf, Greenfield & Sacks, P.C.

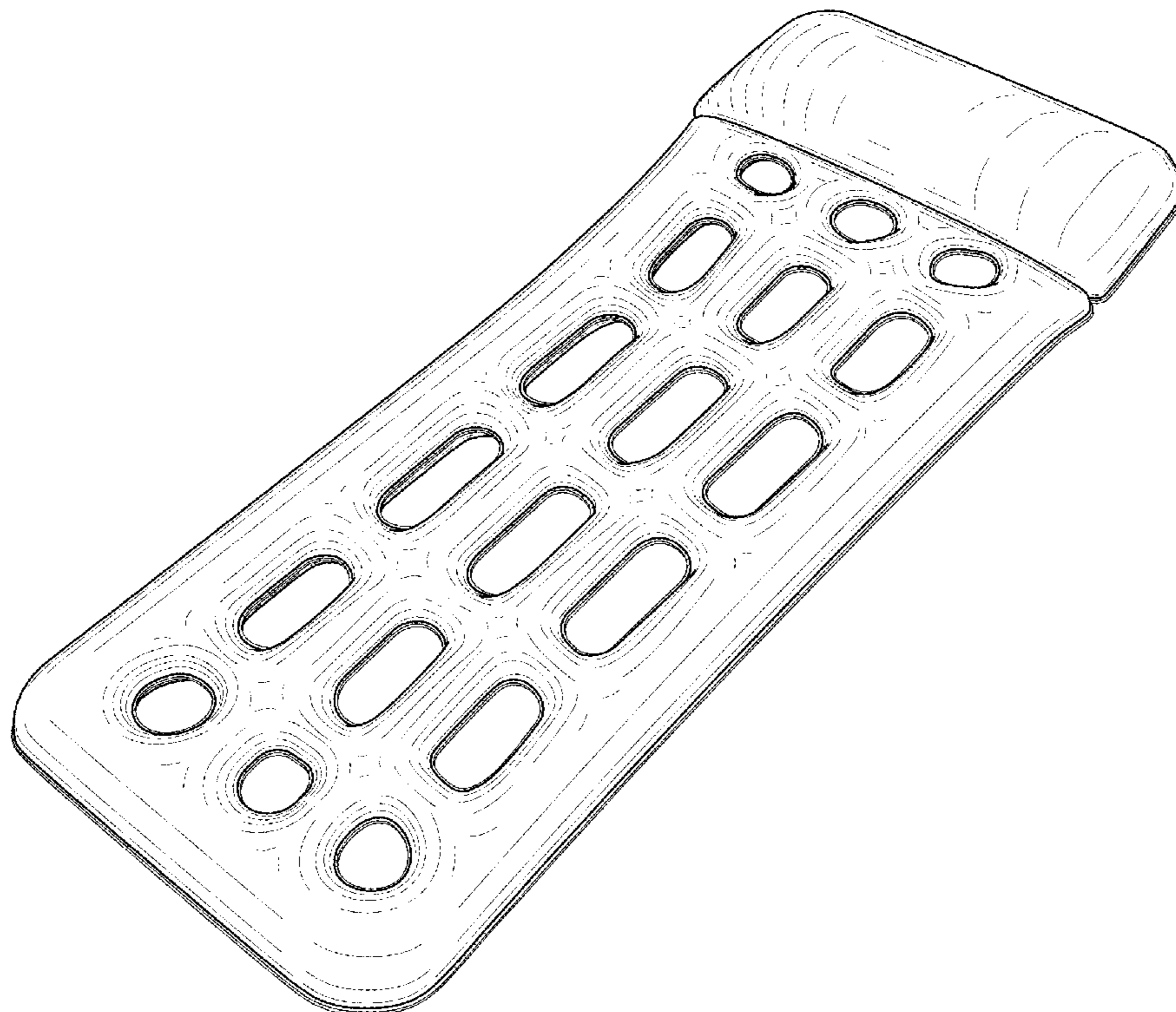
(57) **CLAIM**

The ornamental design for a floating lounge, as shown and described.

**DESCRIPTION**

FIG. 1 is a perspective view of the floating lounge in accordance with our new design.  
FIG. 2 is a top plan view thereof;  
FIG. 3 is right side elevation view thereof;  
FIG. 4 is a left-side elevation view thereof;  
FIG. 5 is a front elevation view thereof;  
FIG. 6 is a rear elevation view thereof;  
FIG. 7 is a bottom plan view thereof; and,  
FIG. 8 is a cross-sectional view taken along and in the direction of line 8-8 in FIG. 7.  
The broken lines illustrate portions of the floating lounge that form no part of the claimed design.

**1 Claim, 5 Drawing Sheets**



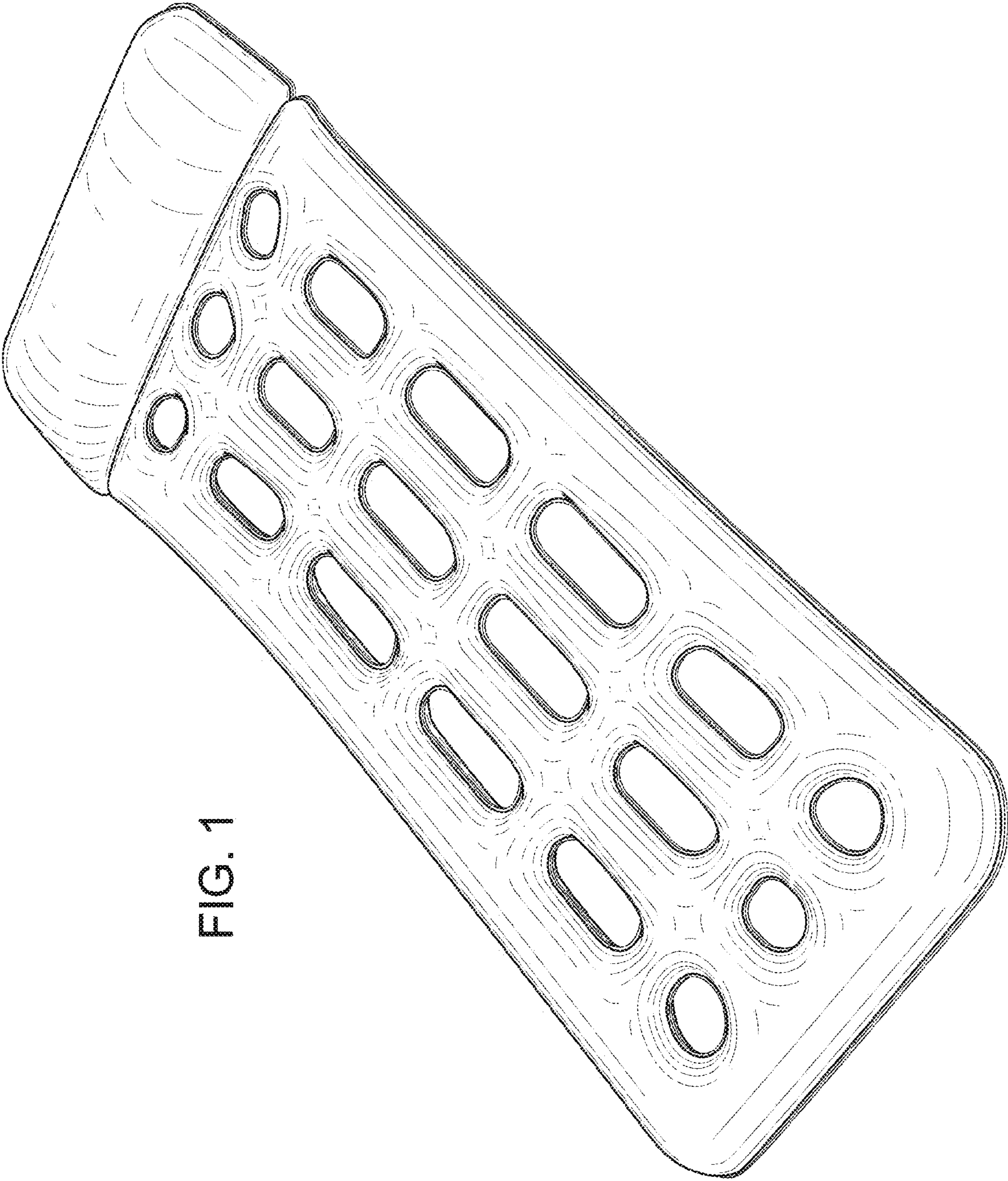


FIG. 1



FIG. 2




FIG. 3

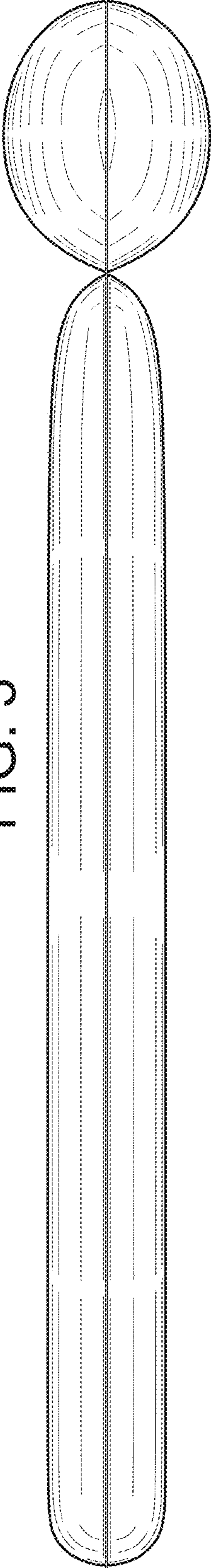


FIG. 4

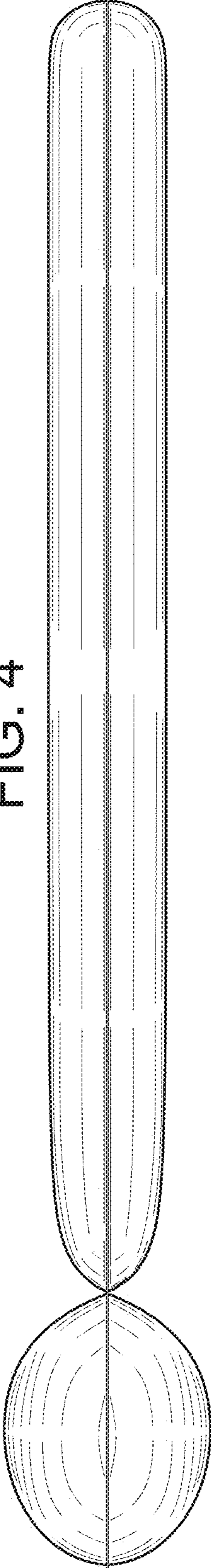


FIG. 5




FIG. 6







FIG. 7



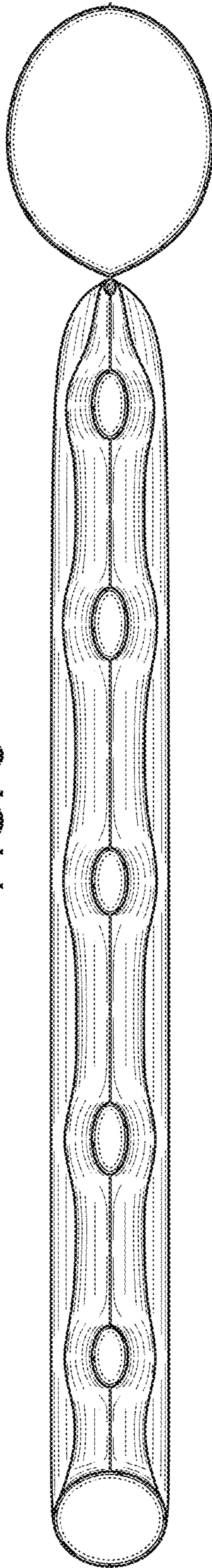


FIG. 8