



US00D918309S

(12) **United States Design Patent**
Xu

(10) **Patent No.:** **US D918,309 S**

(45) **Date of Patent:** **** *May 4, 2021**

(54) **TOY**

(71) Applicant: **Genhua Xu, Jian (CN)**

(72) Inventor: **Genhua Xu, Jian (CN)**

(*) Notice: This patent is subject to a terminal disclaimer.

(**) Term: **15 Years**

(21) Appl. No.: **29/668,520**

(22) Filed: **Oct. 31, 2018**

(51) **LOC (13) Cl.** **21-01**

(52) **U.S. Cl.**
USPC **D21/475**

(58) **Field of Classification Search**

USPC D21/398, 404, 455, 459, 465, 468, 470,
D21/475, 476, 300, 312, 336, 385, 397;
D19/59, 62, 64; 446/1, 69, 71-73, 75,
446/77, 227, 236, 487, 489, 491
CPC A63H 33/00; A63H 33/003; A63H 33/006;
A63H 33/30; A63H 33/42; A63H 33/04;
A63F 7/0005; A63F 7/3622; A63F
2007/0064; A63F 2007/4081; A63F 9/00;
A63F 9/001; A63F 9/0012; A63F 9/0073;
A63F 9/0078; A63F 9/06; A63F 9/0666;
A63F 9/08; A63F 9/0819; A63F 9/0876;
A63F 9/34; A63F 2009/0033; A63F
2009/0035; A63F 2009/0668; A63F
2250/025; A63F 2250/186; G09B 1/02;
G09B 1/32; G09B 19/00; G09B 19/22

See application file for complete search history.

(56) **References Cited**

U.S. PATENT DOCUMENTS

3,225,460 A * 12/1965 Randell A63F 9/24
434/236
3,581,408 A * 6/1971 Mohier A63F 9/0876
434/258

D222,999 S * 2/1972 Fujisawa D21/470
D223,847 S * 6/1972 Laughlin D21/470
4,062,543 A * 12/1977 Loeffler A63F 7/02
273/110
D262,549 S * 1/1982 Clanton D21/475
D286,651 S * 11/1986 Morey D19/62
D296,451 S * 6/1988 Ming D21/470
D309,165 S * 7/1990 Kaplan D19/59
D319,082 S * 8/1991 Harris D21/470
5,133,684 A * 7/1992 Rhodes A63H 33/00
248/153
D333,495 S * 2/1993 Klaus D21/468

(Continued)

FOREIGN PATENT DOCUMENTS

CA 2826497 A1 * 11/2013
CN 3562936 * 9/2006

(Continued)

Primary Examiner — Catherine A Tuttle

(74) *Attorney, Agent, or Firm* — Law Offices Of Steven W. Weinrieb

(57) **CLAIM**

The ornamental design for a toy, as shown and described.

DESCRIPTION

FIG. 1 is a front, left side, top perspective view of the toy showing my new design;

FIG. 2 is a rear, right side bottom perspective view;

FIG. 3 is a front elevational view thereof;

FIG. 4 is a rear elevational view thereof;

FIG. 5 is a left side elevational view thereof;

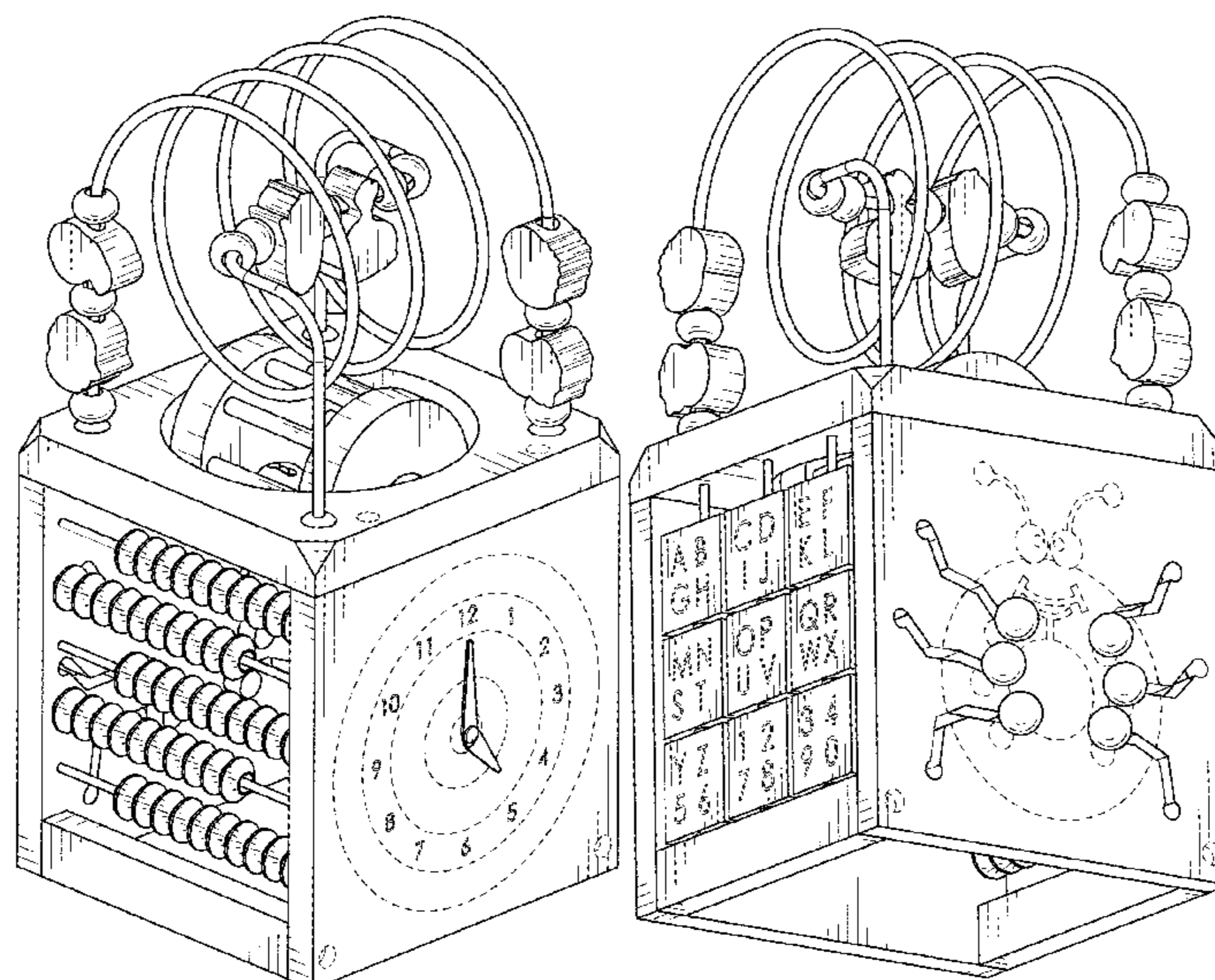
FIG. 6 is a right side elevational view thereof;

FIG. 7 is a top plan view thereof; and,

FIG. 8 is a bottom plan view thereof.

The broken lines depict features of the toy that form no part of the claimed design, with the perimeters of the various broken line features serving to define the bounds of the claim adjacent to the shaded areas.

1 Claim, 8 Drawing Sheets



(56)

References Cited

U.S. PATENT DOCUMENTS

5,249,808 A * 10/1993 Batte A63F 3/00006
 273/146
 5,292,276 A * 3/1994 Manalo G09B 19/00
 434/258
 D349,310 S * 8/1994 Sundberg D21/476
 D353,164 S * 12/1994 Meei-Lin D21/470
 D391,999 S * 3/1998 Chininis D21/475
 D393,889 S * 4/1998 Chesler D21/468
 6,203,398 B1 * 3/2001 Lin A63H 33/00
 446/489
 D451,969 S * 12/2001 Chesler D21/468
 D717,883 S * 11/2014 Chase D21/455
 D754,800 S * 4/2016 Hu D21/468
 D806,178 S * 12/2017 Chow D21/475
 D818,054 S * 5/2018 McLachlan D21/468
 2004/0259466 A1 * 12/2004 Maxwell A63H 33/042
 446/487
 2009/0111351 A1 * 4/2009 Krochak A63F 9/34
 446/137

FOREIGN PATENT DOCUMENTS

CN 301380848 * 11/2010
 CN 302612862 * 10/2013
 CN 302612863 * 10/2013
 CN 302761304 * 3/2014
 CN 302830518 * 5/2014
 CN 304341260 * 11/2017
 CN 304408620 * 12/2017
 CN 304651864 * 5/2018
 CN 304711697 * 7/2018
 CN 304758460 * 8/2018
 FR 2241326 A1 * 3/1975 A63F 9/08
 WO WO-2016155356 A1 * 10/2016 A63H 33/00

* cited by examiner

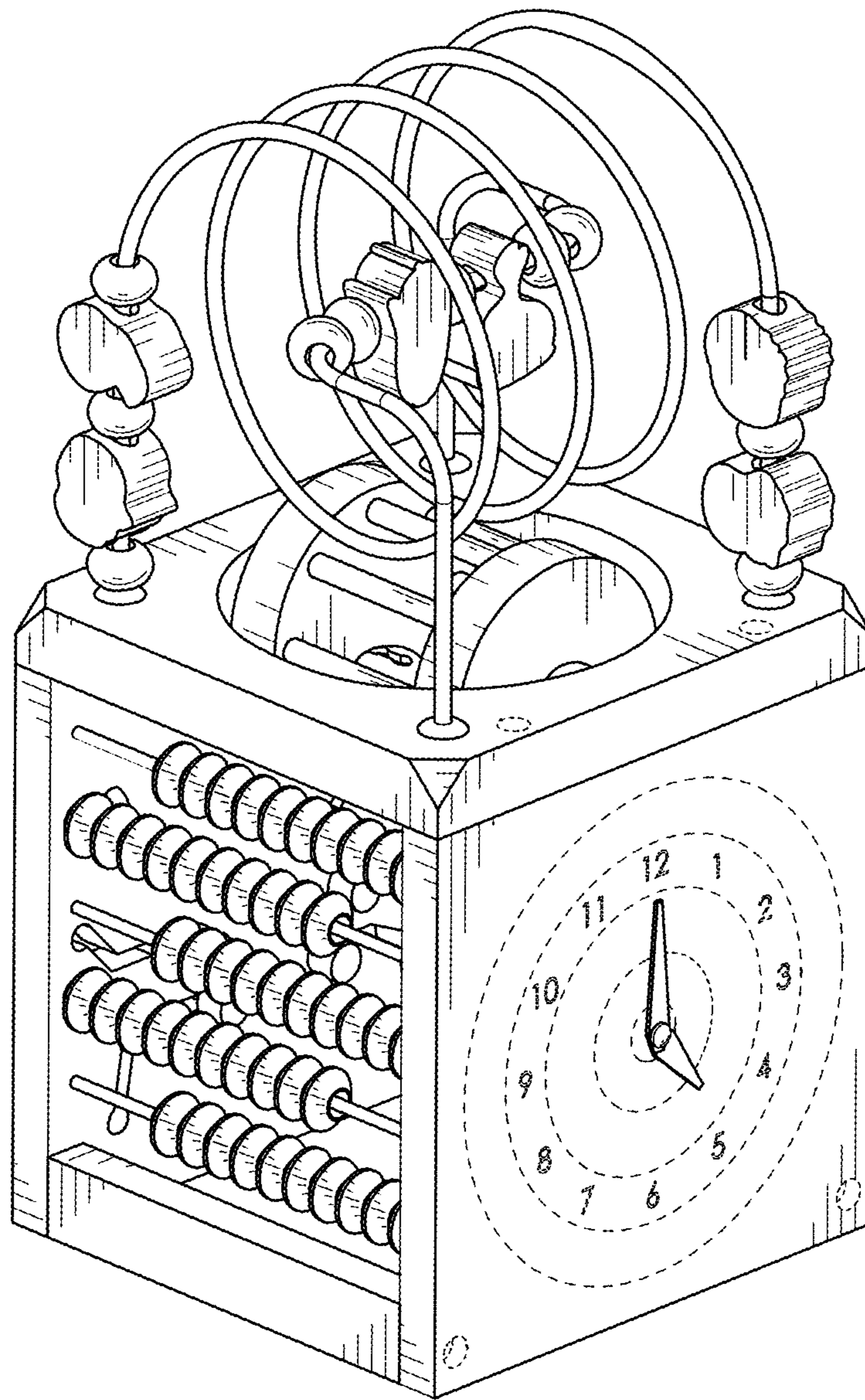


FIG. 1

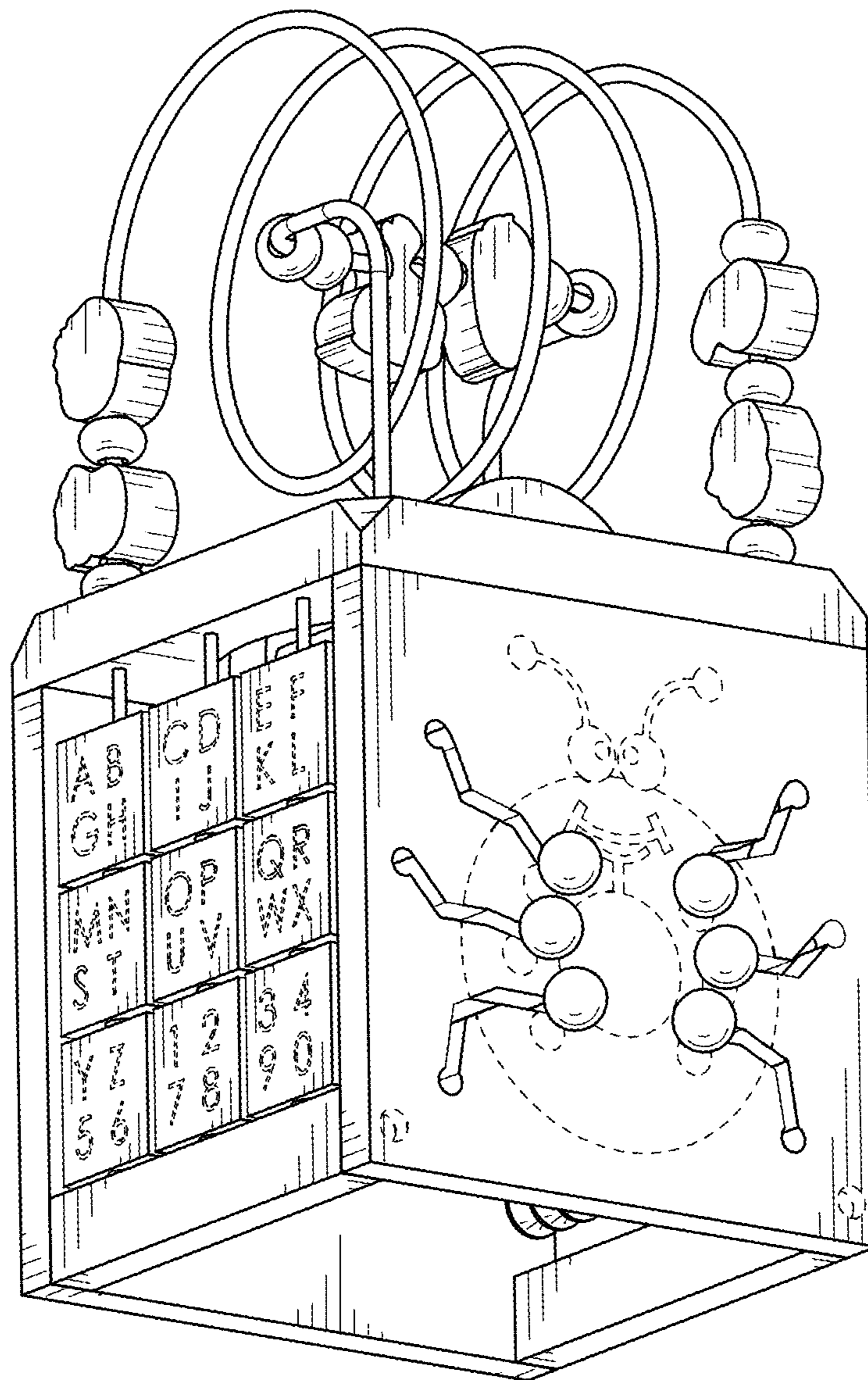


FIG. 2

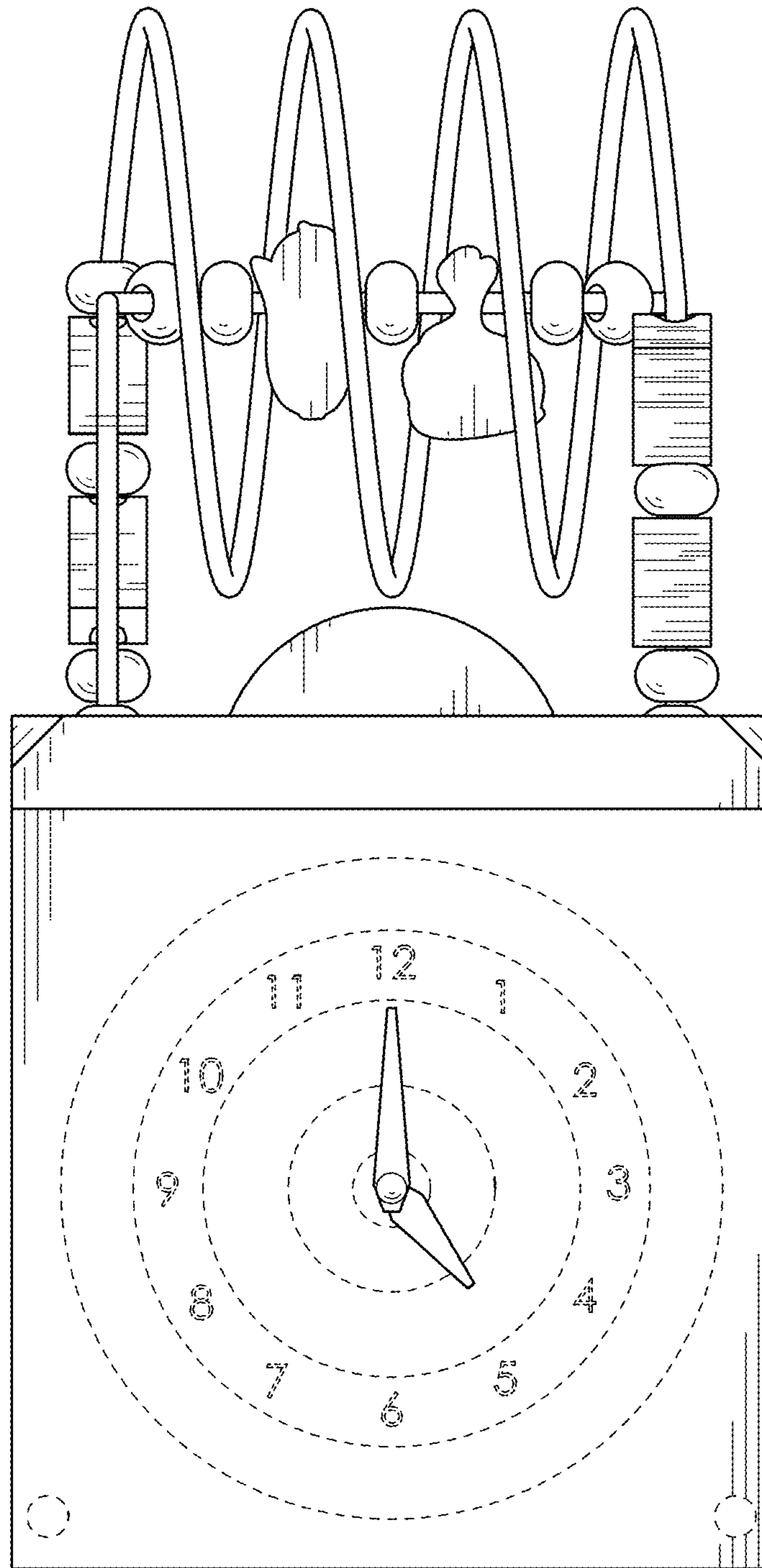


FIG. 3

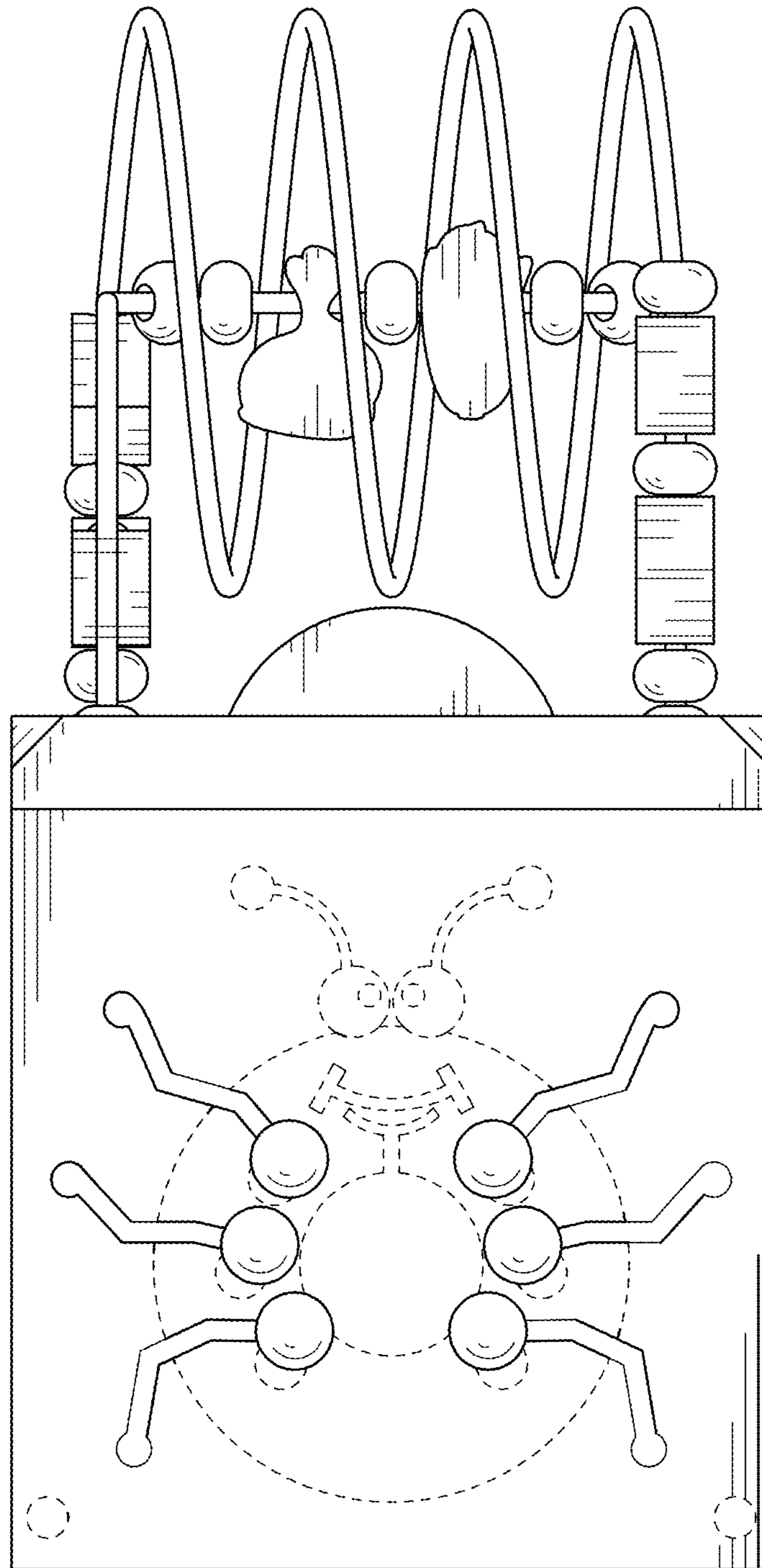


FIG. 4




FIG. 5

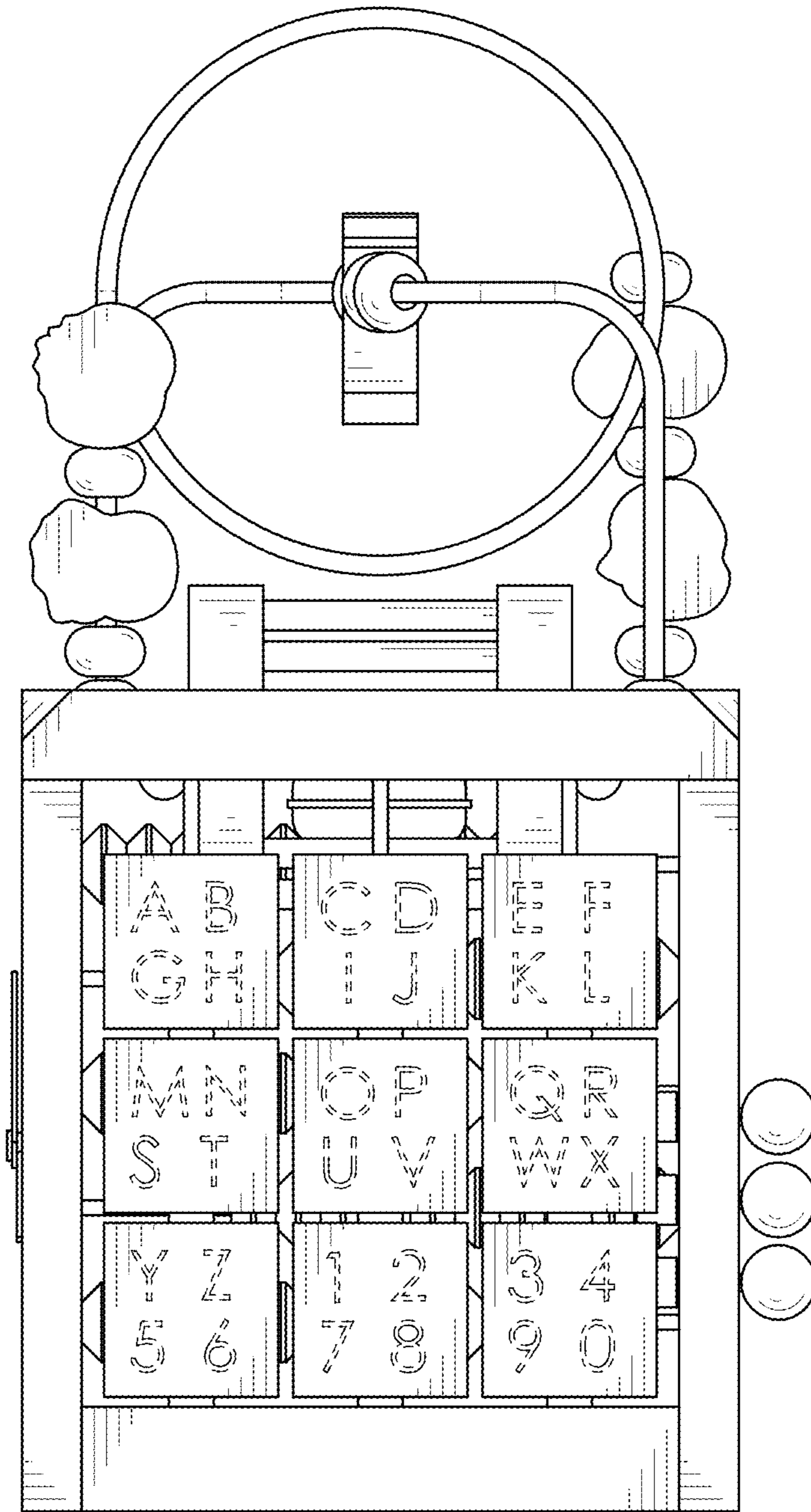


FIG. 6

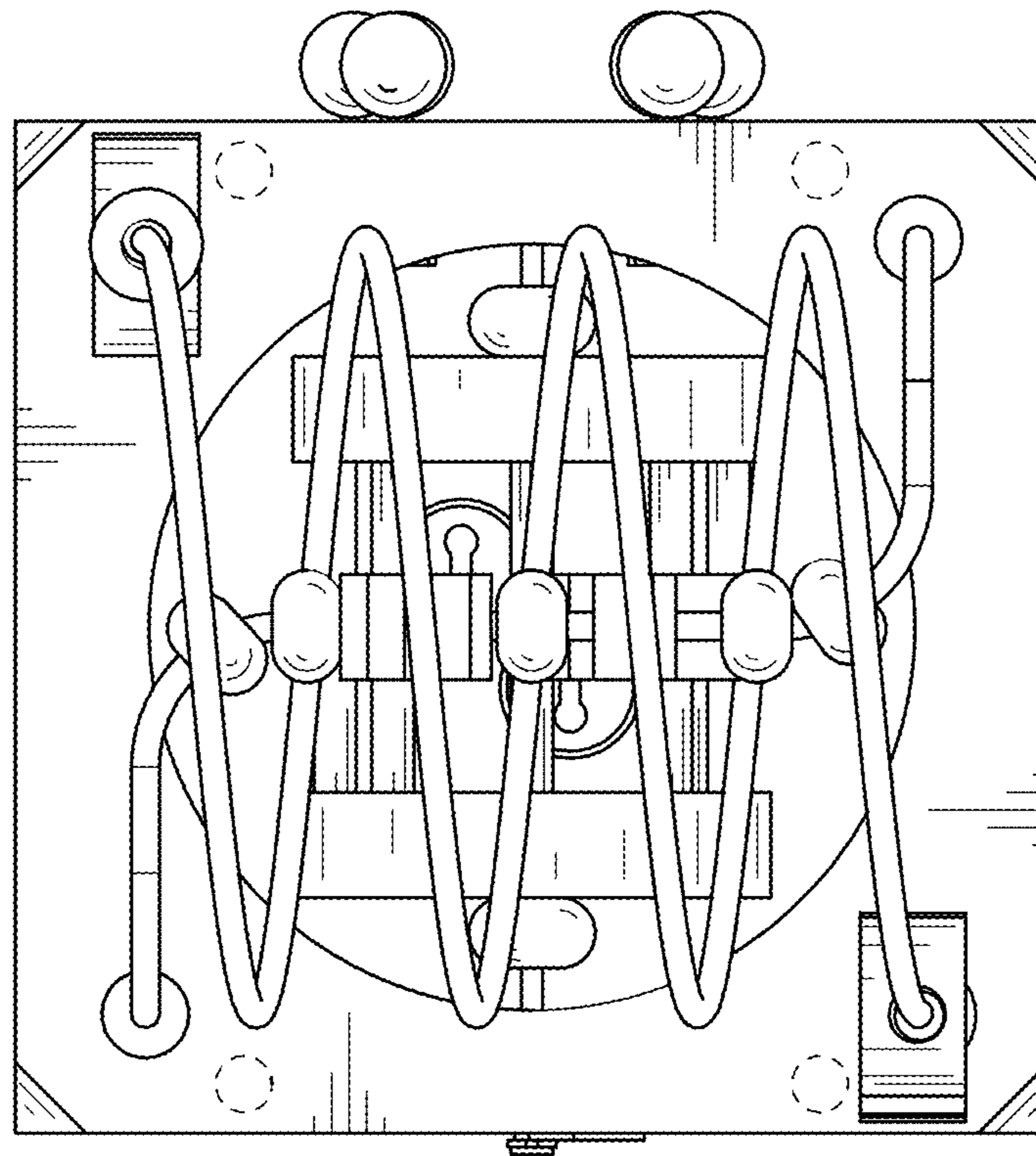


FIG. 7




FIG. 8