



US00D918207S

(12) **United States Design Patent** (10) **Patent No.:** **US D918,207 S**  
**Kim et al.** (45) **Date of Patent:** **\*\* May 4, 2021**

(54) **STYLUS PEN**  
(71) Applicant: **SAMSUNG ELECTRONICS CO., LTD.**, Suwon-si (KR)  
(72) Inventors: **Dong-Kyun Kim**, Suwon-si (KR); **Min-Ah Koh**, Suwon-si (KR); **Hak-Do Kim**, Suwon-si (KR); **Nam-Hyun Kang**, Suwon-si (KR)

D724,086 S \* 3/2015 Schoenert ..... D14/411  
D727,325 S \* 4/2015 Spector ..... D14/411  
D753,117 S \* 4/2016 Choi ..... D14/411  
D770,454 S \* 11/2016 Lee ..... D14/411  
D771,049 S \* 11/2016 Akana ..... D14/411  
D772,230 S \* 11/2016 Lee ..... D14/411  
D799,488 S \* 10/2017 Nishizawa ..... D14/411  
D892,118 S \* 8/2020 Yeo ..... D14/411

(73) Assignee: **SAMSUNG ELECTRONICS CO., LTD.**, Gyeonggi-Do (KR)

**FOREIGN PATENT DOCUMENTS**  
EM 001985359-0003 2/2012  
KR 300843734 S 3/2016  
KR 300936443 S 12/2017  
KR 300955055-001 S 5/2018  
KR 300999624 S 3/2019

(\*\*) Term: **15 Years**

\* cited by examiner

(21) Appl. No.: **29/722,380**

*Primary Examiner* — Austin Murphy  
(74) *Attorney, Agent, or Firm* — Cantor Colburn LLP

(22) Filed: **Jan. 29, 2020**

(30) **Foreign Application Priority Data**

(57) **CLAIM**

Aug. 16, 2019 (KR) ..... 30-2019-0039214

The ornamental design for a stylus pen, as shown and described.

(51) **LOC (13) Cl.** ..... **14-02**

(52) **U.S. Cl.**  
USPC ..... **D14/411**

**DESCRIPTION**

(58) **Field of Classification Search**  
USPC ..... D14/372, 496, 432, 371, 125, 126, 129, D14/299, 411; D16/300-342; 351/158, 351/153, 144; 345/7-9, 905; 455/344; 348/115, 53, 121, 739  
CPC ..... G02B 27/017; G06F 3/016; G06F 3/033; G06F 3/0317; G06F 3/03545; G06F 3/041; G06K 9/222  
See application file for complete search history.

FIG. 1 is a front perspective view of a stylus pen, showing our new design;  
FIG. 2 is a front view thereof;  
FIG. 3 is a rear view thereof;  
FIG. 4 is a left-side view thereof;  
FIG. 5 is a right-side view thereof;  
FIG. 6 is a top view thereof;  
FIG. 7 is a bottom view thereof;  
FIG. 8 is another perspective view of the stylus pen shown with an unclaimed electronic device; and,  
FIG. 9 is a front view of the stylus pen with the unclaimed electronic device in FIG. 8.  
The even-dash broken lines illustrating portions of the stylus pen form no part of the claimed design.

(56) **References Cited**

**U.S. PATENT DOCUMENTS**

D670,700 S \* 11/2012 Halsinger ..... D14/411  
D705,780 S \* 5/2014 Nishizawa ..... D14/411  
D716,303 S \* 10/2014 Oh ..... D14/411

**1 Claim, 9 Drawing Sheets**




FIG. 1




FIG. 2

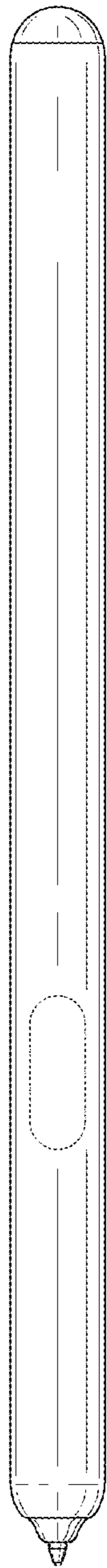


FIG. 3




FIG. 4




FIG. 5




FIG. 6

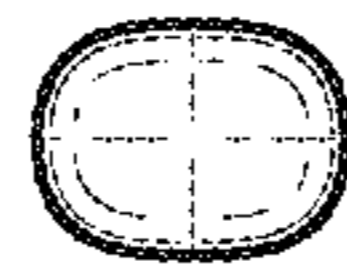


FIG. 7

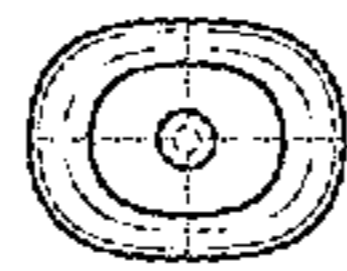




FIG. 8

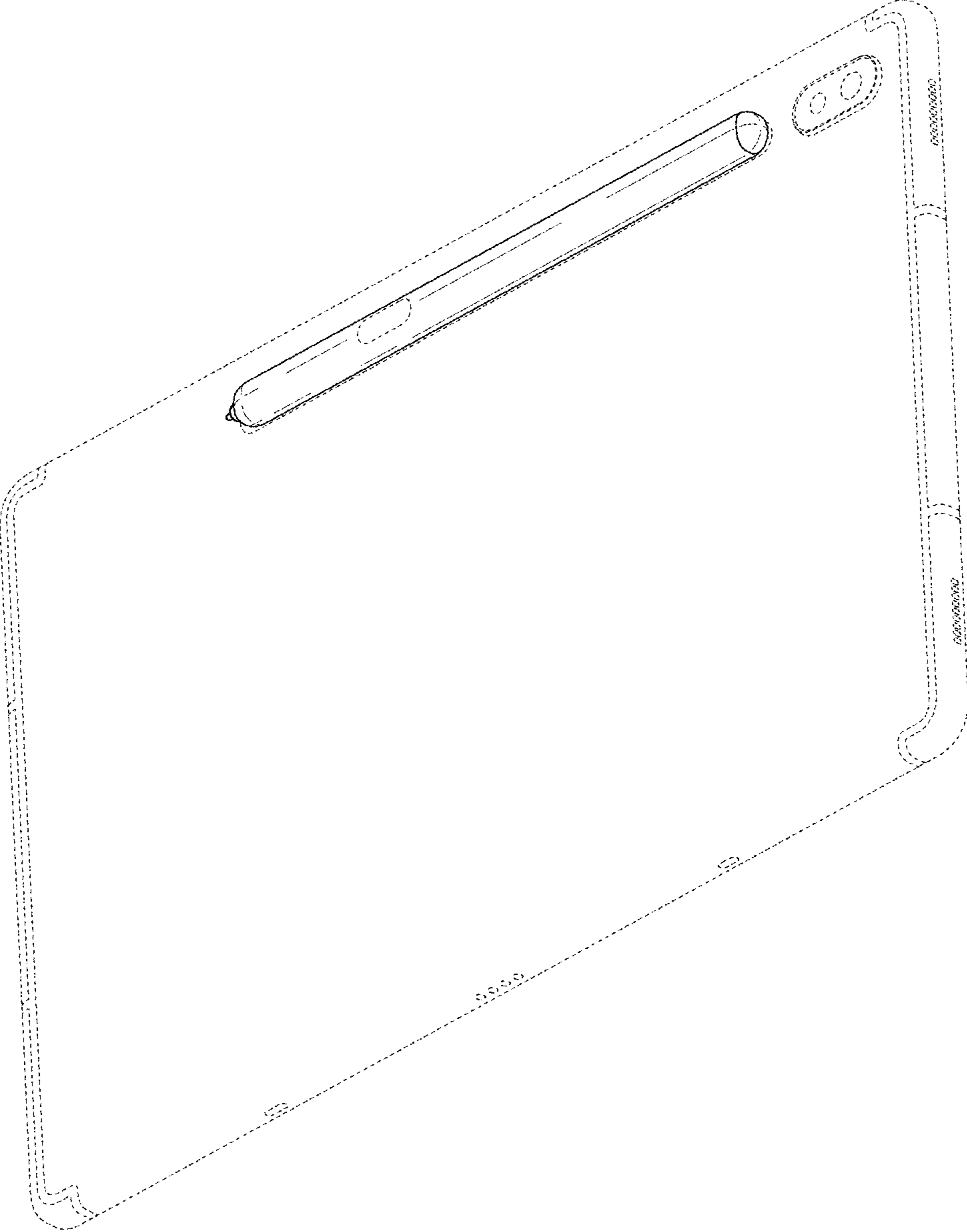


FIG. 9

