



US00D918206S

(12) **United States Design Patent** (10) **Patent No.:** **US D918,206 S**
Gaule et al. (45) **Date of Patent:** **** May 4, 2021**

(54) **STYLUS**
(71) Applicant: **Microsoft Corporation**, Redmond, WA (US)
(72) Inventors: **Patrick T. Gaule**, Bothell, WA (US);
Jazmine Ama Hoyle, Seattle, WA (US);
Rene Woo Ram Lee, Seattle, WA (US)
(73) Assignee: **Microsoft Corporation**, Redmond, WA (US)
(**) Term: **15 Years**

(21) Appl. No.: **29/704,792**
(22) Filed: **Sep. 6, 2019**
(51) **LOC (13) Cl.** **14-02**
(52) **U.S. Cl.**
USPC **D14/411**
(58) **Field of Classification Search**
USPC D14/372, 496, 432, 371, 125, 126, 129,
D14/299, 411; D16/300-342; 351/158,
351/153, 144; 345/7-9, 905; 455/344;
348/115, 53, 121, 739
CPC G02B 27/017; G06F 3/016; G06F 3/033;
G06F 3/0317; G06F 3/03545; G06F
3/041; G06K 9/222
See application file for complete search history.

(56) **References Cited**
U.S. PATENT DOCUMENTS
D303,107 S 8/1989 Maglica et al.
D303,245 S 9/1989 Tsuji
D315,161 S 3/1991 Watanabe
D339,809 S 9/1993 Ron
D536,612 S 2/2007 Geurts et al.
D580,856 S 11/2008 Haspil et al.
D610,984 S 3/2010 Khan et al.
D623,188 S 9/2010 Son et al.

D631,006 S 1/2011 Fahrendorff
D631,008 S 1/2011 Kuroda et al.
D631,010 S 1/2011 Smith et al.
D633,038 S 2/2011 Fahrendorff et al.
D634,271 S 3/2011 Kessler et al.
D640,699 S 6/2011 McParland
D642,979 S 8/2011 Chun et al.
D661,285 S 6/2012 Ivaskevicius
D664,919 S 8/2012 Brandys et al.
D669,851 S 10/2012 Ikegame
D676,049 S * 2/2013 Lee D14/411
D685,323 S 7/2013 Szymanski et al.
D715,298 S * 10/2014 Hong D14/411
D717,301 S 11/2014 Groene et al.
D717,798 S 11/2014 Groene et al.
D724,086 S 3/2015 Schoenert et al.

(Continued)

OTHER PUBLICATIONS

“Office Action Issued in Indian Patent Application No. 327545-001”, dated Mar. 18, 2020, 2 Pages.
(Continued)


Primary Examiner — Austin Murphy
(74) *Attorney, Agent, or Firm* — Banner & Witcoff, Ltd.

(57) **CLAIM**
The ornamental design for a stylus, as shown and described.

DESCRIPTION

FIG. 1 is a top front perspective view of a stylus showing our new design;
FIG. 2 is a top rear perspective view thereof;
FIG. 3 is a front view thereof;
FIG. 4 is a rear view thereof;
FIG. 5 is a bottom view thereof;
FIG. 6 is a top view thereof;
FIG. 7 is a right side view thereof; and,
FIG. 8 is a left side view thereof.

1 Claim, 5 Drawing Sheets



(56)

References Cited

U.S. PATENT DOCUMENTS

D734,384 S	7/2015	Han et al.	
D747,265 S	1/2016	Marini	
D768,133 S	10/2016	Reed et al.	
D768,569 S	10/2016	Ohno	
D769,815 S	10/2016	Ohno	
D770,454 S *	11/2016	Lee	D14/411
D780,694 S	3/2017	Wang	
D781,293 S *	3/2017	Mitchell	D14/411
D783,617 S *	4/2017	Chrenka	D14/411
D795,258 S *	8/2017	Bell	D14/411
D811,401 S *	2/2018	Lehman	D14/411
D825,566 S	8/2018	Peterson et al.	
D826,230 S	8/2018	Peterson et al.	
D832,840 S *	11/2018	Shi	D14/411
D879,098 S *	3/2020	Wu	D14/411

OTHER PUBLICATIONS

“Office Action Issued in Indian Patent Application No. 327547-001”, dated Mar. 20, 2020, 2 Pages.

“Notice of Allowance Issued in U.S. Appl. No. 29/704,801”, dated Aug. 19, 2020, 9 Pages.

“Office Action Issued in Indian Patent Application No. 327548-001”, dated Apr. 30, 2020, 2 Pages.

* cited by examiner

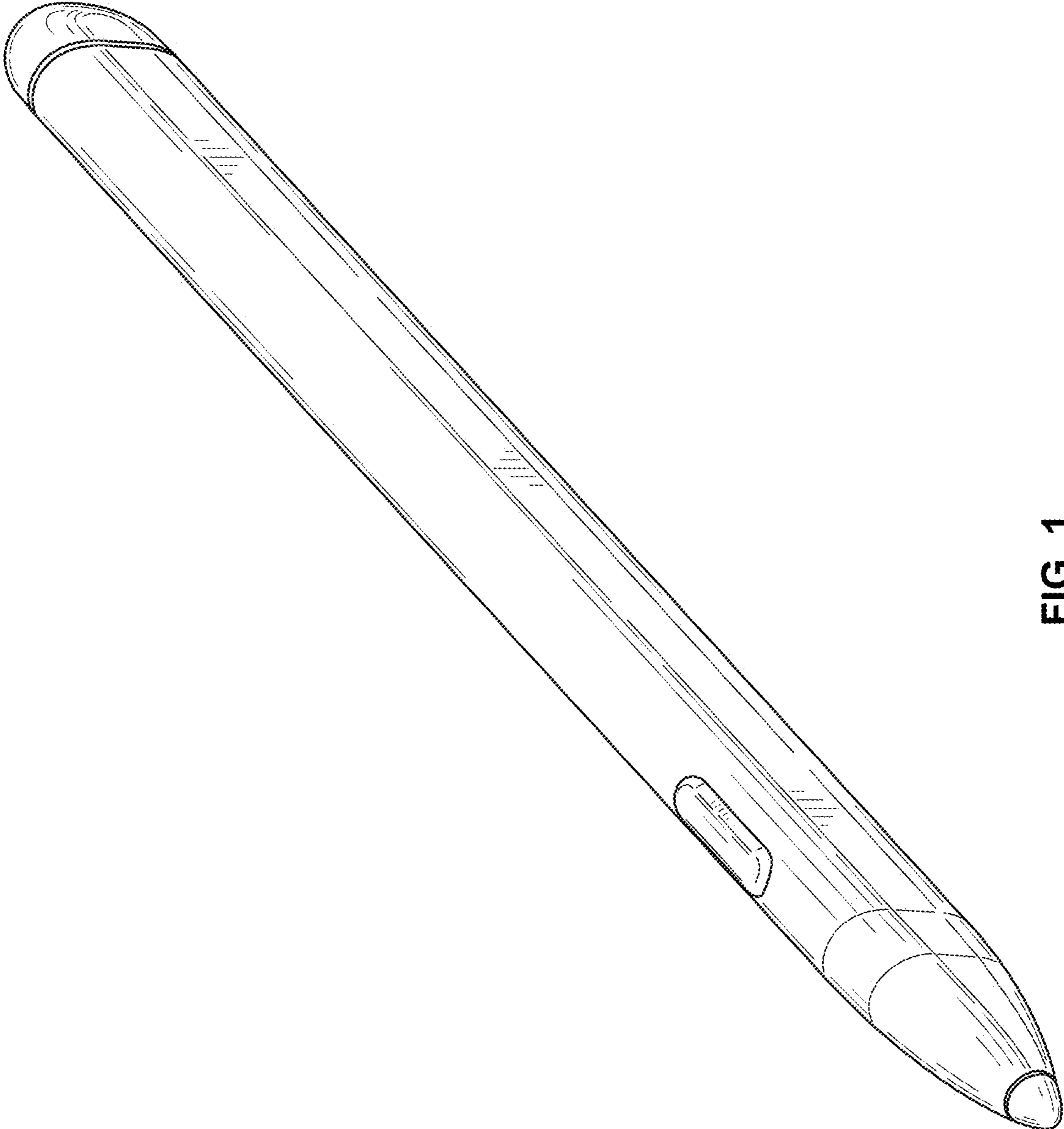


FIG. 1

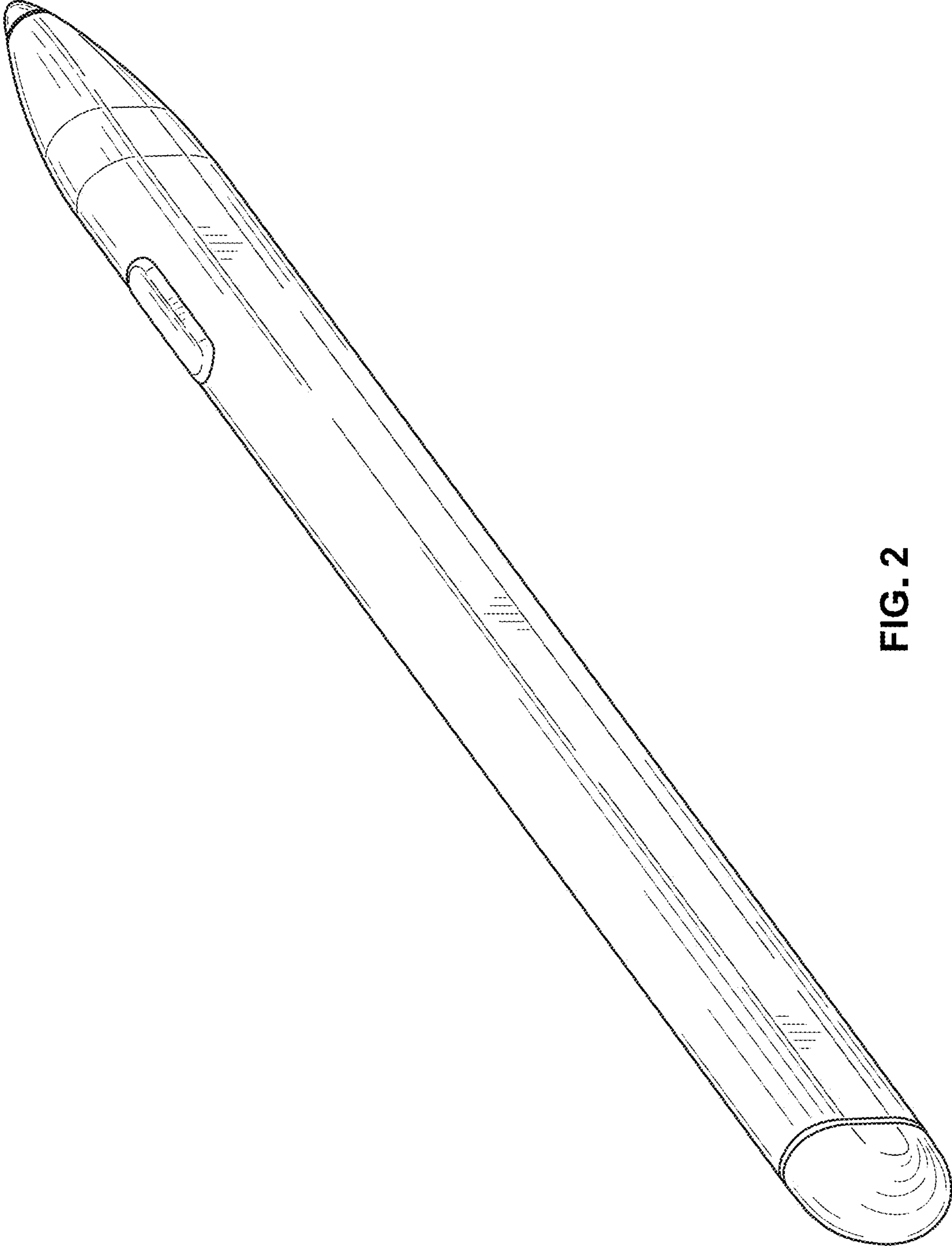


FIG. 2



FIG. 3




FIG. 4




FIG. 5




FIG. 6

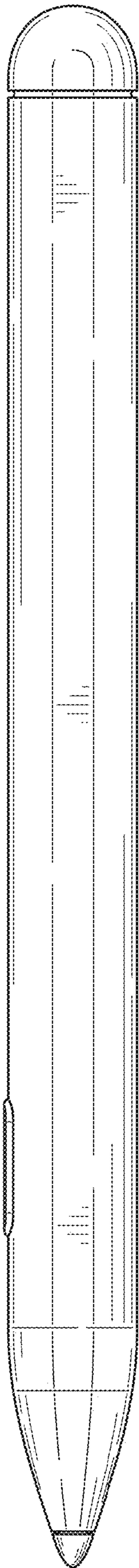


FIG. 7




FIG. 8