



US00D918175S

(12) **United States Design Patent** (10) **Patent No.:** **US D918,175 S**
Cantero Pendas (45) **Date of Patent:** **** May 4, 2021**

(54) **AUDIO MIXER COMPRISING A PANEL AND A FLIGHT CASE THEREOF**

G10H 3/188; G10H 1/0033; G10H 1/0083; G10H 1/0575; G10H 1/06; G10H 1/18; G10H 1/386; G10H 2220/101

(71) Applicant: **DIGITAL LUTHIER, S.L.**, Madrid (ES)

See application file for complete search history.

(72) Inventor: **Jose Daniel Cantero Pendas**, Madrid (ES)

(56) **References Cited**

(73) Assignee: **DIGITAL LUTHIER, S.L.**, Madrid (ES)

U.S. PATENT DOCUMENTS

(**) Term: **15 Years**

(21) Appl. No.: **29/662,726**

D715,771 S *	10/2014	Funayama	D14/217
D765,058 S *	8/2016	Matsubayashi	D14/217
D765,620 S *	9/2016	Kitamura	D14/217
D771,020 S *	11/2016	O'Donnell	D14/217
D795,840 S *	8/2017	Kuramoto	D14/217
D796,481 S *	9/2017	Kuramoto	D14/217
D810,051 S *	2/2018	Matsubayashi	D14/217
D828,334 S *	9/2018	Kobayashi	D14/217
D831,614 S *	10/2018	Matsubayashi	D14/217
D831,615 S *	10/2018	Matsubayashi	D14/217

(22) Filed: **Sep. 7, 2018**

(Continued)

(30) **Foreign Application Priority Data**

Mar. 7, 2018	(EM)	004744084-0001
Mar. 7, 2018	(EM)	004744084-0002
Mar. 7, 2018	(EM)	004744084-0003
Mar. 7, 2018	(EM)	004744084-0004

Primary Examiner — Khawaja Anwar

(51) **LOC (13) Cl.** **14-03**

(74) *Attorney, Agent, or Firm* — Leason Ellis LLP

(52) **U.S. Cl.**
USPC **D14/217**

(57) **CLAIM**

(58) **Field of Classification Search**


USPC D14/217, 257, 258, 434, 496, 162, 167, D14/175, 188, 196–198
CPC G10H 1/0066; G10H 1/0008; G10H 2220/106; G10H 1/32; G10H 2220/096; G10H 2230/015; G10H 1/38; G10H 1/0091; G10H 2210/125; G10H 1/34; G10H 1/348; G10H 1/02; G10H 1/46; G10H 1/0025; G10H 2210/066; G10H 2220/201; G10H 2220/241; G10H 2240/211; G10H 7/008; G10H 7/02; G10H 1/0058; G10H 2230/021; G10H 3/146; G10H 7/00; G10H 1/00; G10H 1/28; G10H 1/342; G10H 1/36; G10H 1/383; G10H 2210/081; G10H 2210/095;

The ornamental design for an audio mixer comprising a panel and a flight case thereof, as shown and described.

DESCRIPTION

FIG. 1 is a top plan view of a variant of a panel of an audio mixer for being mounted on the lower part of a flight case, according to my claimed design;
FIG. 2 is a bottom plan view thereof;
FIG. 3 is a side elevation view thereof;
FIG. 4 is a front elevation view thereof;
FIG. 5 is a rear elevation view thereof;
FIG. 6 is a top and side perspective view thereof;
FIG. 7 is another top and side perspective view thereof; and,
FIG. 8 is a top and side perspective view of the panel of the audio mixer of FIG. 1 within a flight case in a closed configuration.

1 Claim, 8 Drawing Sheets



(56)

References Cited

U.S. PATENT DOCUMENTS

D866,522 S * 11/2019 Kobayashi D14/217
D890,722 S * 7/2020 Wrigley D14/217
D902,178 S * 11/2020 Tschetter D14/217

* cited by examiner




Fig. 1




Fig. 2

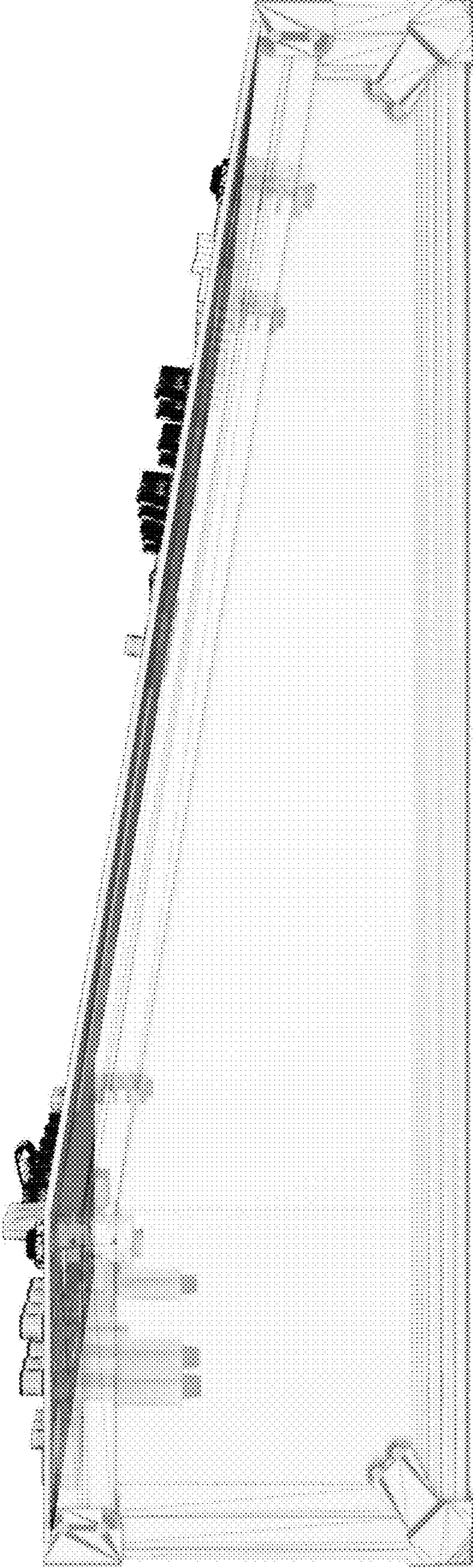


Fig. 3




Fig. 4




Fig. 5

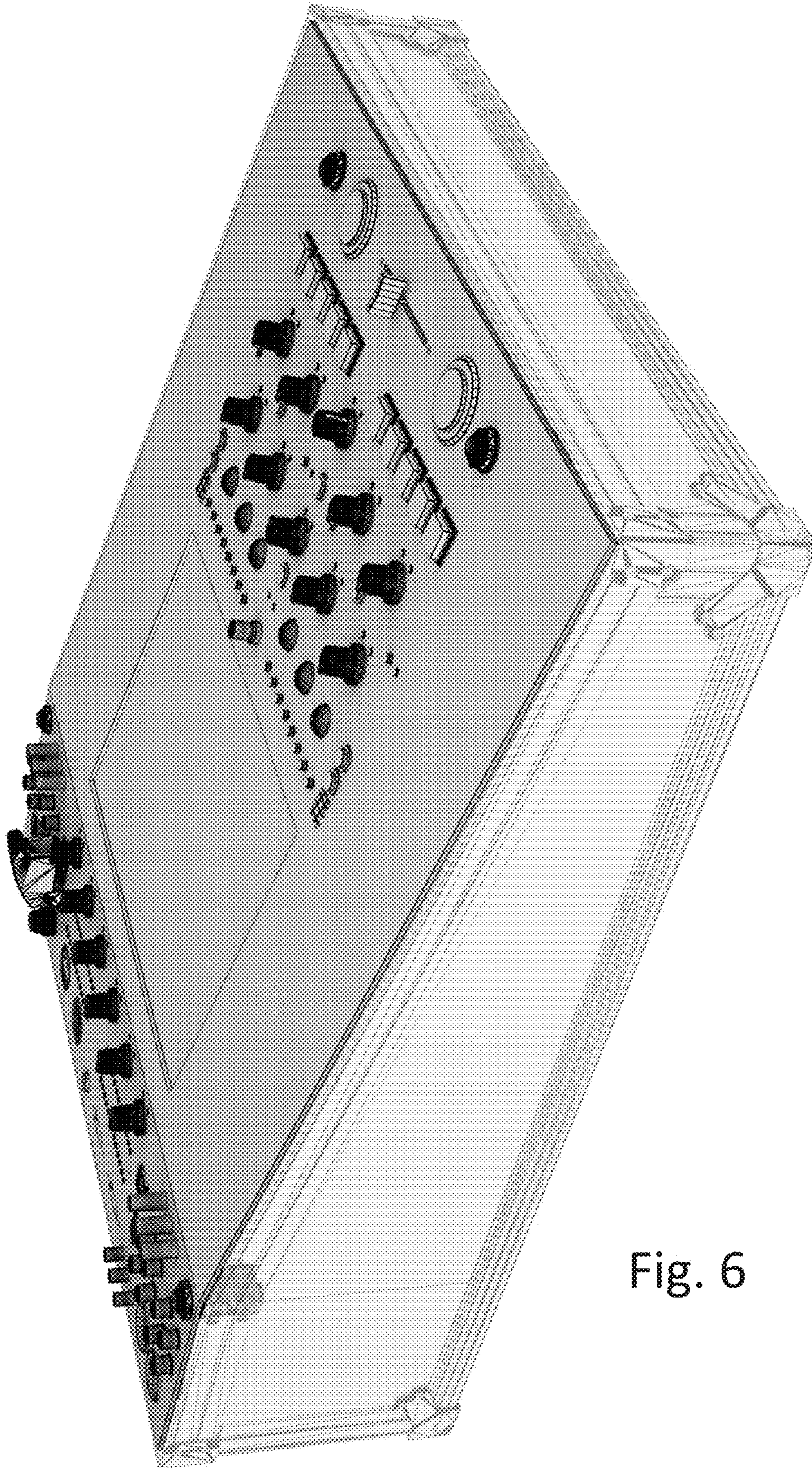


Fig. 6

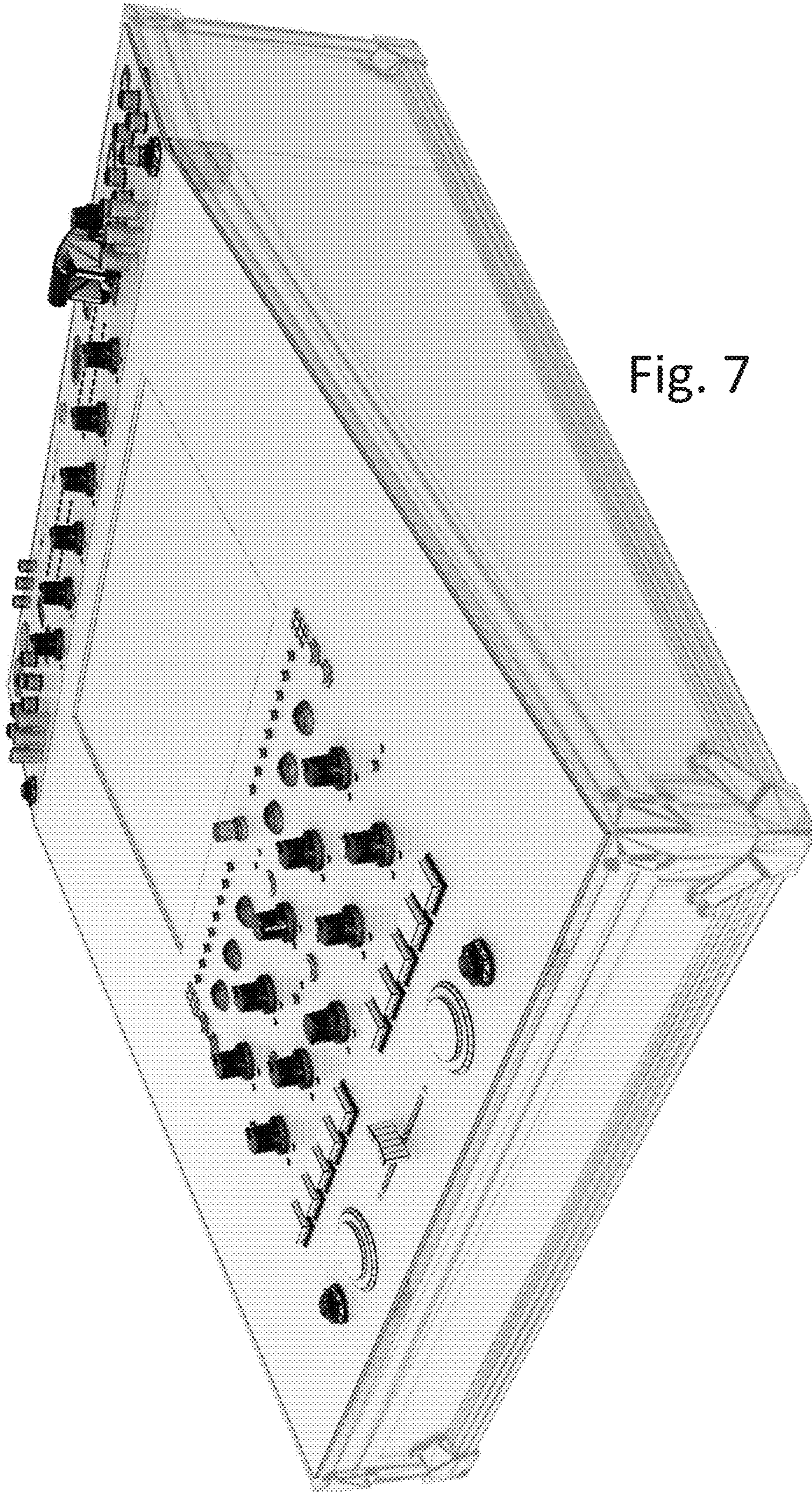


Fig. 7

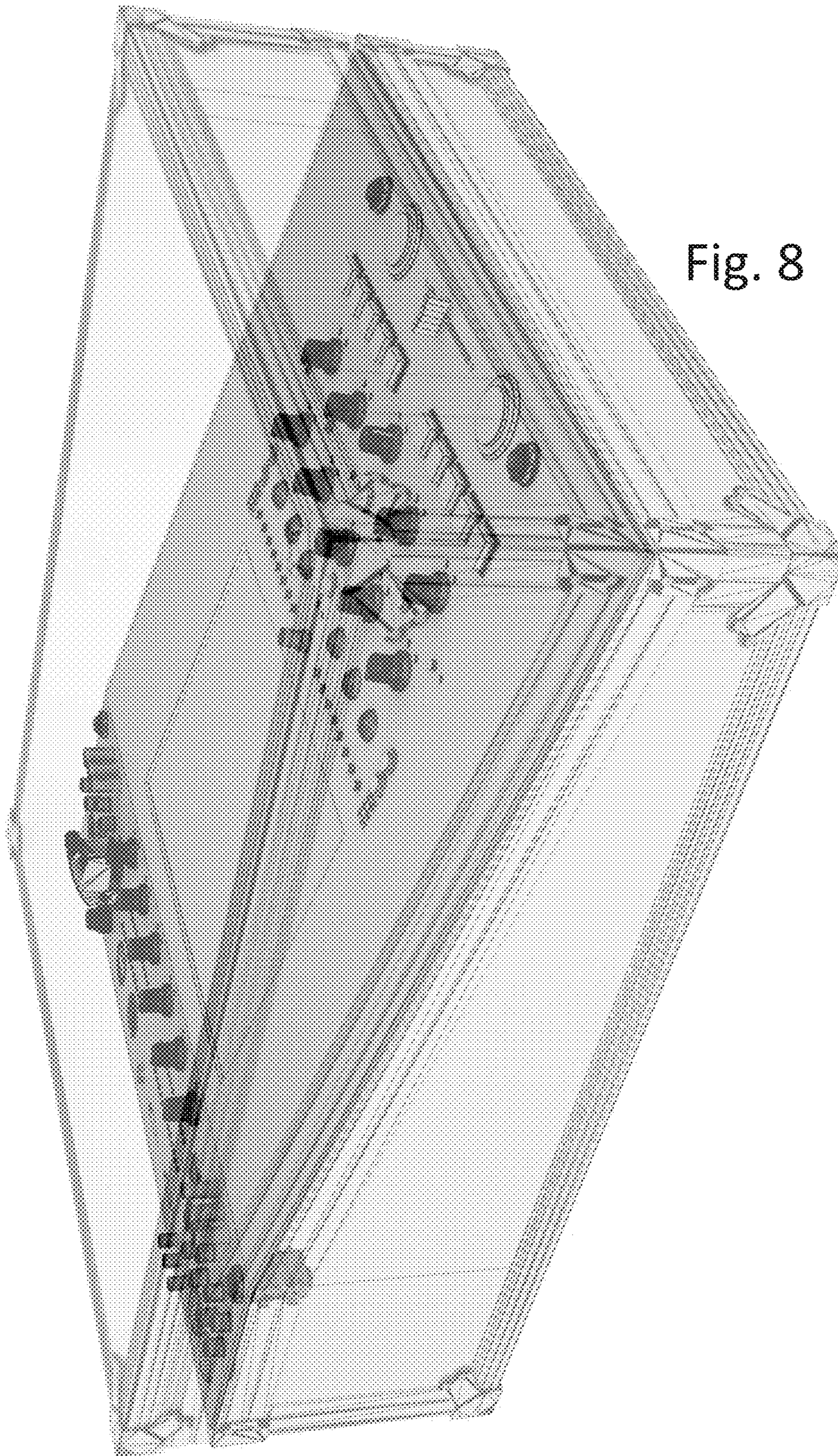


Fig. 8