



US00D918152S

(12) **United States Design Patent** (10) **Patent No.:** **US D918,152 S**
Hamilton (45) **Date of Patent:** **** May 4, 2021**

- (54) **NURSE CALL LIGHT BOX**
- (71) Applicant: **Hamilton Smart LLC**, Trenton, MI (US)
- (72) Inventor: **David L. Hamilton**, Royal Oak, MI (US)
- (73) Assignee: **Hamilton Smart LLC**, Trenton, MI (US)
- (**) Term: **15 Years**
- (21) Appl. No.: **29/659,633**
- (22) Filed: **Aug. 10, 2018**
- (51) **LOC (13) Cl.** **13-03**
- (52) **U.S. Cl.**
 USPC **D13/164**
- (58) **Field of Classification Search**
 USPC D13/162, 164, 168
 CPC G08B 3/1016; G08B 5/222; G08B 5/223;
 G08B 7/06; G08B 19/00; G08B 25/016
 See application file for complete search history.

D637,978 S *	5/2011	Liao	D13/168
D673,061 S *	12/2012	Wu	D10/49
9,700,247 B2 *	7/2017	Dixon	A61B 90/98
10,008,103 B1 *	6/2018	Hamilton	G06F 19/00
10,026,505 B2 *	7/2018	Lack	G06F 19/00
2009/0212925 A1 *	8/2009	Schuman, Sr.	A61B 5/002 340/286.07
2012/0119890 A1 *	5/2012	Collins, Jr.	A61M 5/142 340/286.07
2013/0335208 A1 *	12/2013	Delaney	G16H 40/67 340/286.07
2020/0012396 A1 *	1/2020	Unterberger	G06F 3/04886

* cited by examiner

Primary Examiner — Selina Sikder
 (74) *Attorney, Agent, or Firm* — Quinn IP Law

- (56) **References Cited**
- U.S. PATENT DOCUMENTS
- | | | | | |
|----------------|---------|-------------|-------|----------------------|
| D351,141 S * | 10/1994 | Van Akkeren | | D13/168 |
| 6,761,344 B2 * | 7/2004 | Welling | | A61G 7/05
248/694 |
| D532,381 S * | 11/2006 | Velazquez | | D13/168 |
| D575,240 S * | 8/2008 | Landerholm | | D13/162 |
| D582,862 S * | 12/2008 | Landerholm | | D13/162 |
| D599,745 S * | 9/2009 | Yang | | D13/164 |

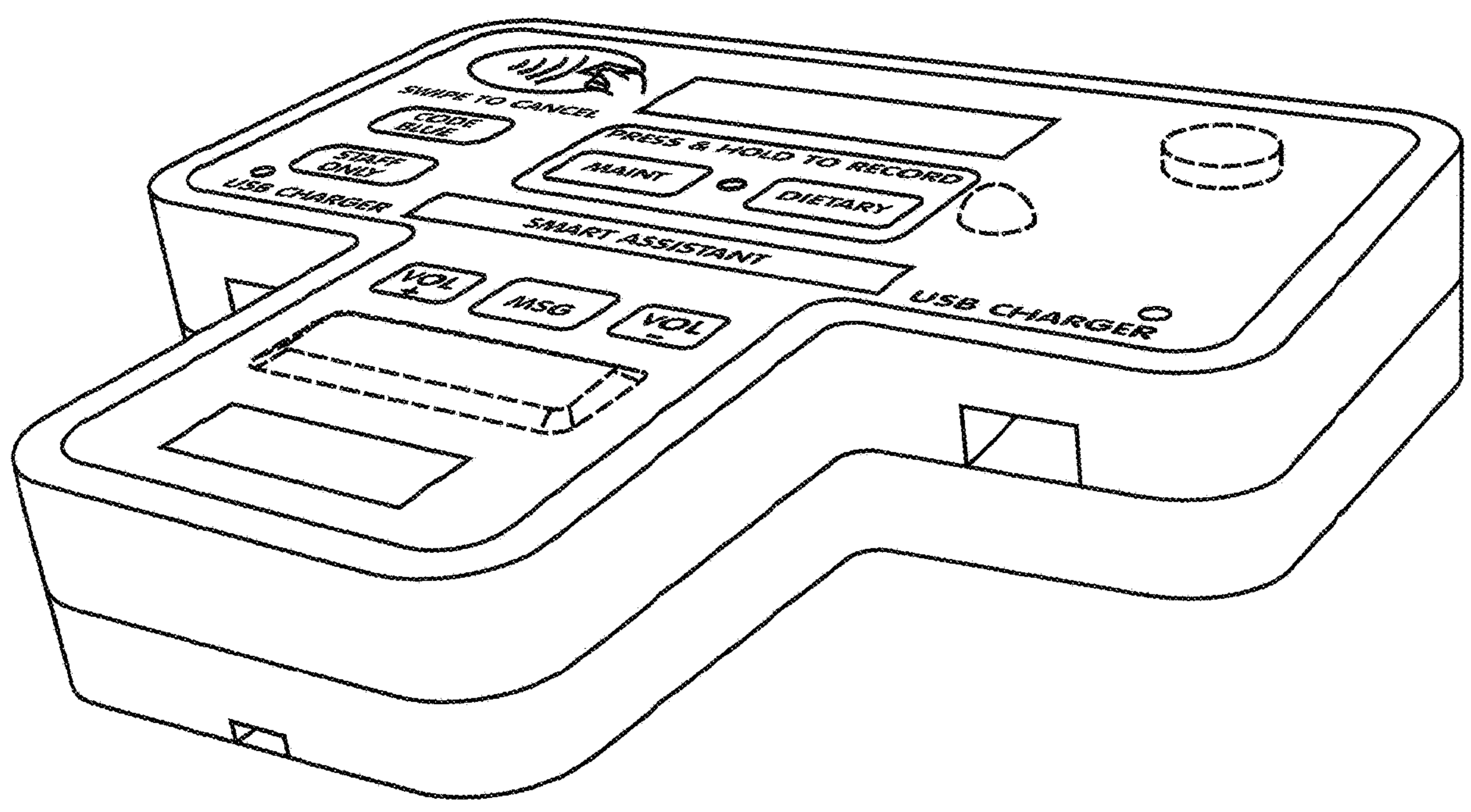
(57) **CLAIM**

I claim the ornamental design for a nurse call light box, as shown and described.

DESCRIPTION

FIG. 1 is a front view of a nurse call light box; FIG. 2 is a top view of the nurse call light box; FIG. 3 is a bottom view of the nurse call light box; FIG. 4 is a left view of the nurse call light box; FIG. 5 is a right view of the nurse call light box; FIG. 6 is a back view of the nurse call light box; and, FIG. 7 is a right perspective view of the nurse call light box. The broken lines in the drawings depict portions of the nurse call light box that form no part of the claimed design.

1 Claim, 5 Drawing Sheets



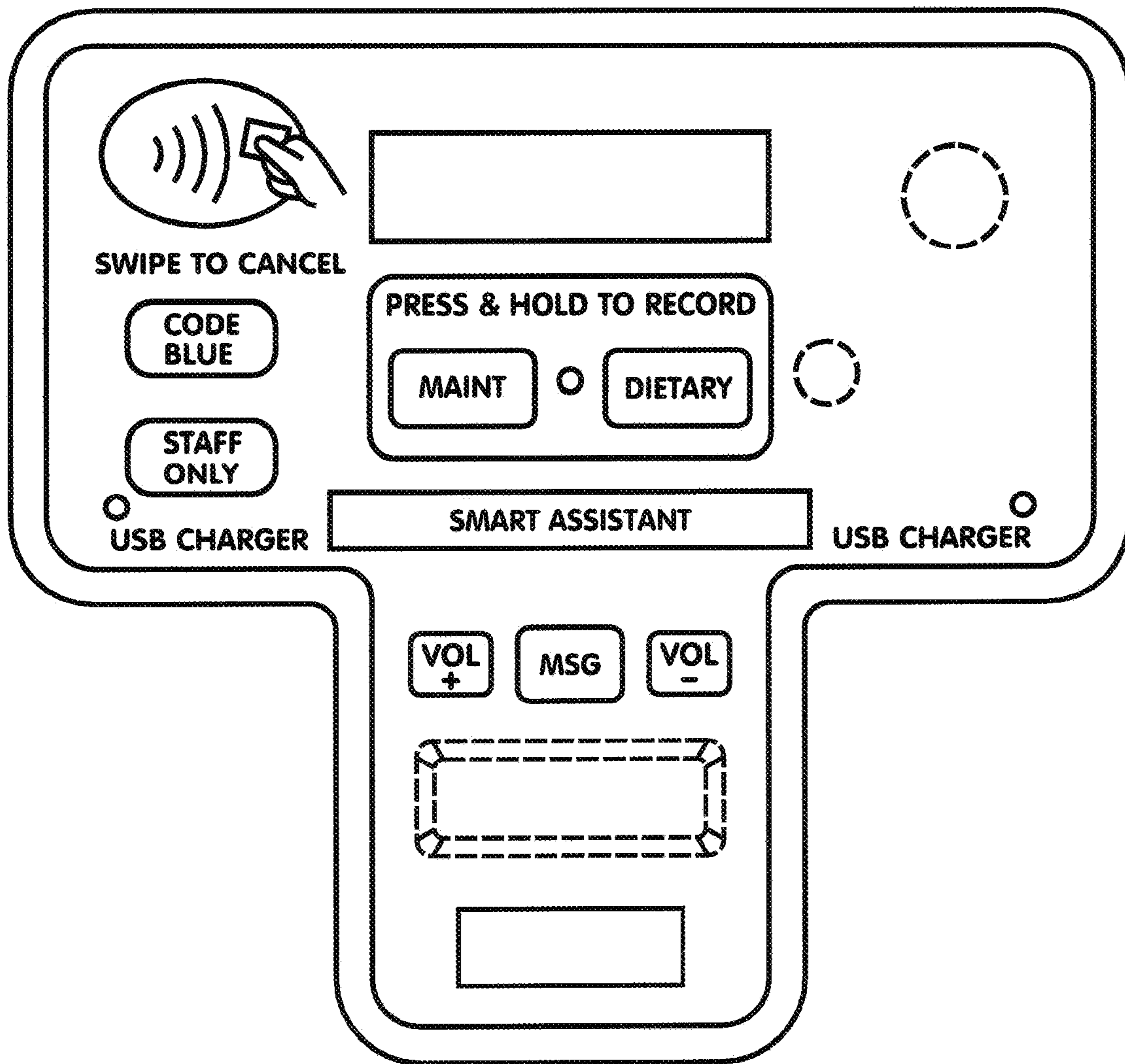


FIG. 1

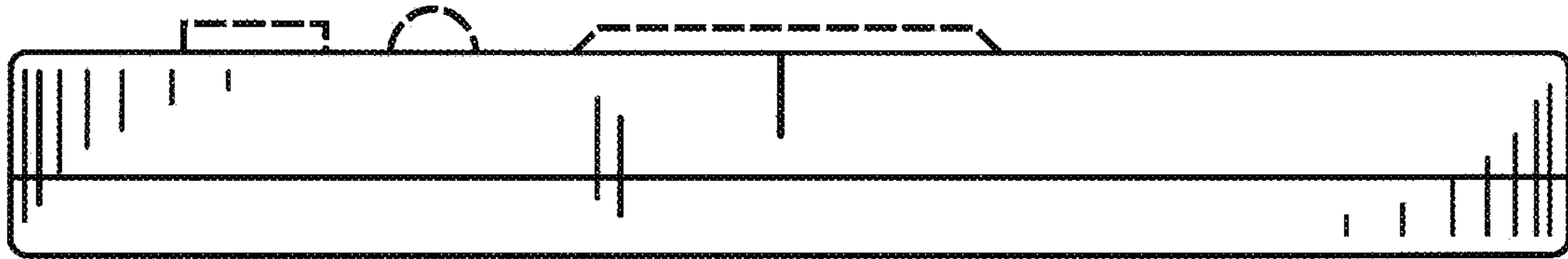


FIG. 2

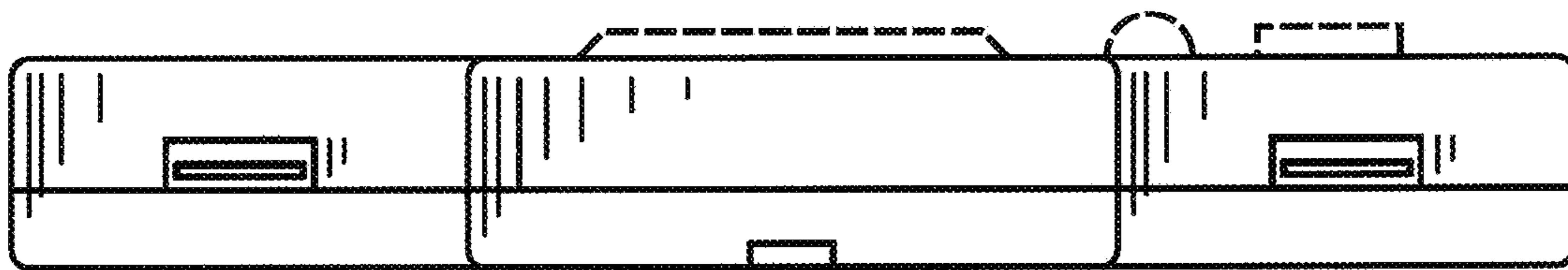


FIG. 3

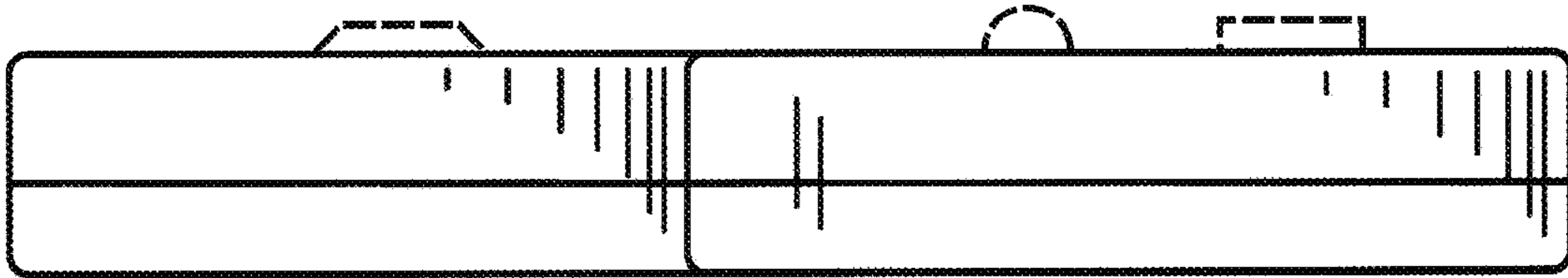


FIG. 4

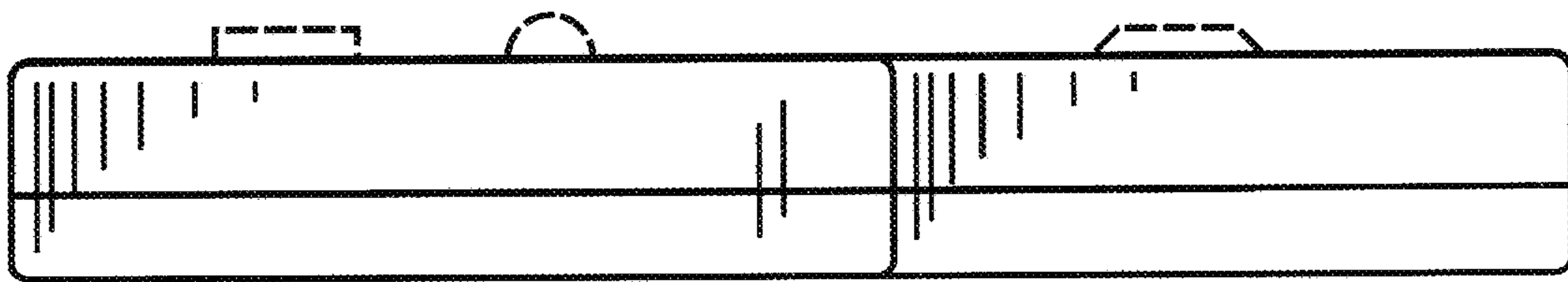


FIG. 5

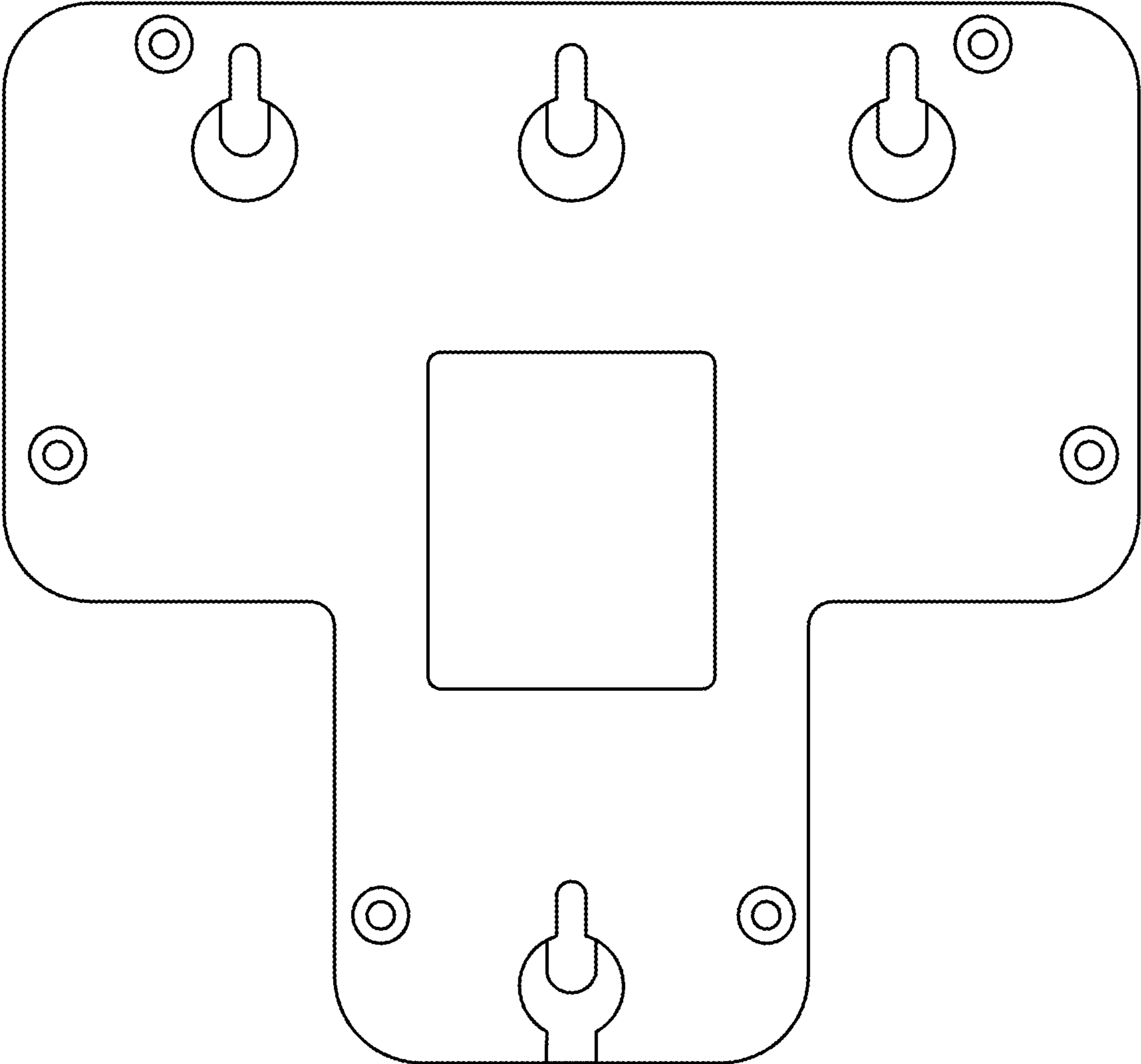


FIG. 6

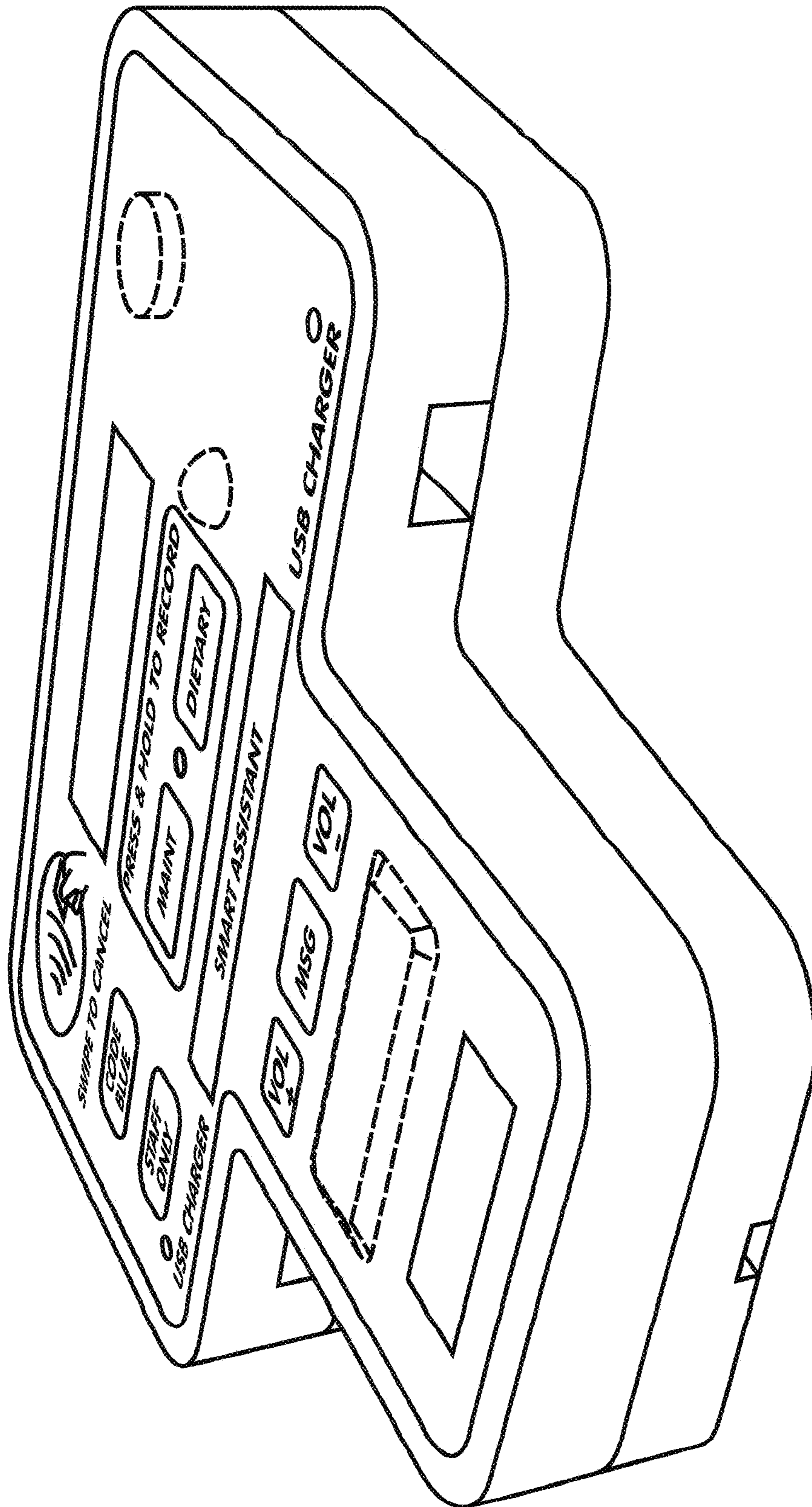


FIG. 7