



US00D918136S

(12) **United States Design Patent**  
**Xu**

(10) **Patent No.:** **US D918,136 S**

(45) **Date of Patent:** **\*\* May 4, 2021**

(54) **WIRELESS CHARGER**

(71) Applicant: **Kai Xu**, Guangong (CN)

(72) Inventor: **Kai Xu**, Guangong (CN)

(73) Assignee: **Shenzhen Kaixinghui Technology Co., Ltd.**, Guangdong (CN)

(\*\*) Term: **15 Years**

(21) Appl. No.: **29/688,231**

(22) Filed: **Apr. 19, 2019**

(51) **LOC (13) Cl.** ..... **13-02**

(52) **U.S. Cl.**  
USPC ..... **D13/108**

(58) **Field of Classification Search**  
USPC ..... D13/107-110, 118-119, 184; D14/251,  
D14/253, 432, 434

CPC ..... Y02E 60/12; Y02T 90/14; Y02T 90/122;  
Y02T 90/128; Y02T 90/163; H02J 7/025;  
H02J 7/0042; H02J 7/0044; H02J 7/0045;  
H02J 7/0013; H02J 7/0003; H01F 38/14;  
H01R 13/6675; H01M 2/1022; H01M  
2/1055; H01M 10/44; H01M 10/46;  
H01M 10/425; B60L 11/182

See application file for complete search history.

(56) **References Cited**

U.S. PATENT DOCUMENTS

D813,805 S \* 3/2018 Zhong ..... D13/108  
D814,413 S \* 4/2018 Zhong ..... D13/108

D826,851 S \* 8/2018 Wang ..... D13/108  
D839,190 S \* 1/2019 Xie ..... D13/108  
D852,134 S \* 6/2019 Mei ..... D13/108  
D852,135 S \* 6/2019 Mei ..... D13/108  
D857,626 S \* 8/2019 Zhang ..... D13/108  
D858,437 S \* 9/2019 Lu ..... D13/108  
D875,043 S \* 2/2020 Yi ..... D13/108  
D875,679 S \* 2/2020 Yi ..... D13/108  
D877,072 S \* 3/2020 Yin ..... D13/108  
D879,035 S \* 3/2020 Li ..... D13/108  
D881,123 S \* 4/2020 Zhang ..... D13/108

\* cited by examiner

*Primary Examiner* — Nathaniel D. Buckner

(57) **CLAIM**


I claim the ornamental design for the wireless charger. as shown and described.

**DESCRIPTION**

FIG. 1 is a perspective view of a wireless charger showing my new design;  
FIG. 2 is a front elevational view thereof;  
FIG. 3 is a rear elevational view thereof;  
FIG. 4 is a left side elevational view thereof;  
FIG. 5 is a right side elevational view thereof;  
FIG. 6 is a top plan view thereof; and,  
FIG. 7 is a bottom plan view thereof.

The broken lines in the drawings depict portions of the wireless charger that form no part of the claimed design.

**1 Claim, 7 Drawing Sheets**



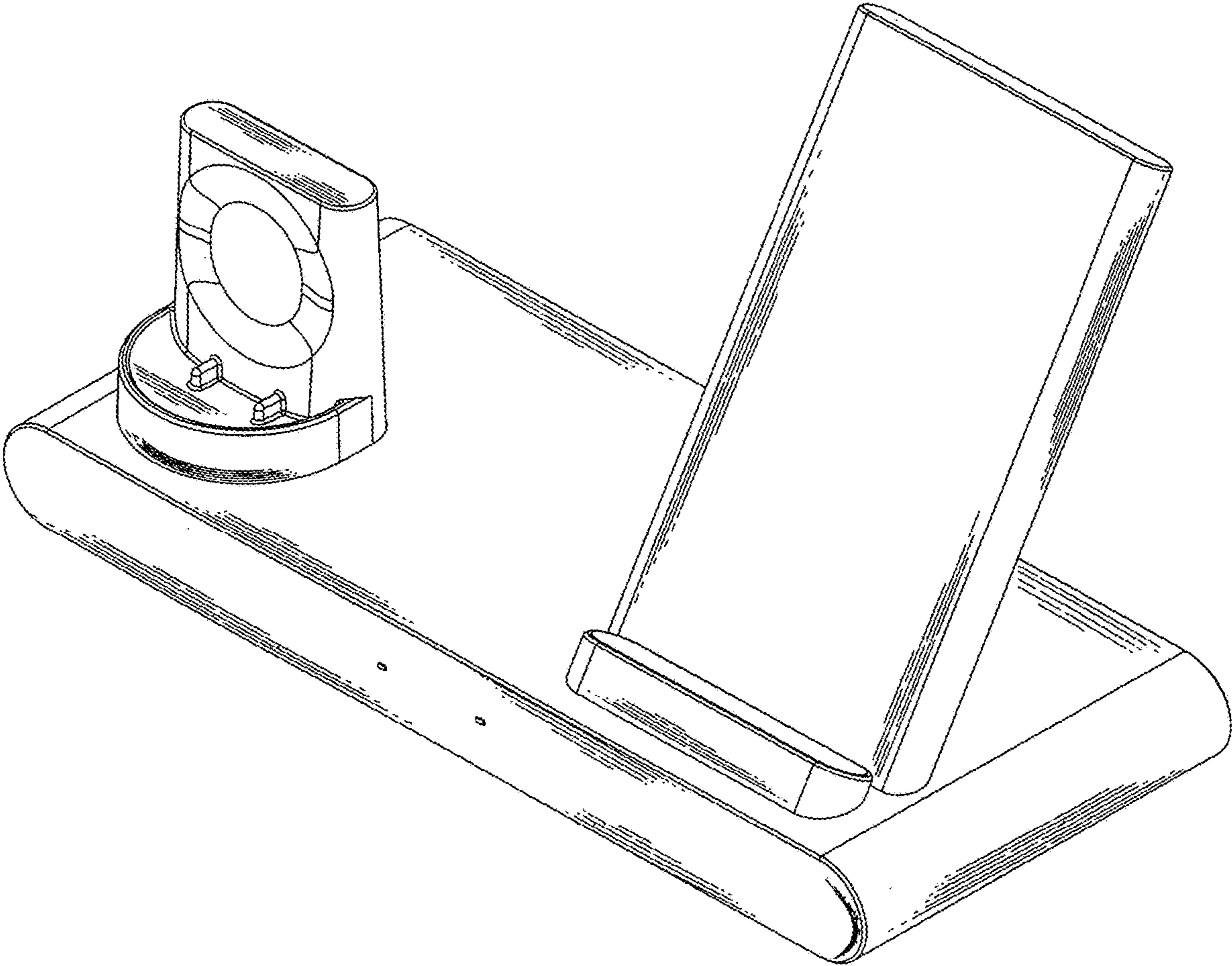


FIG. 1




FIG. 2

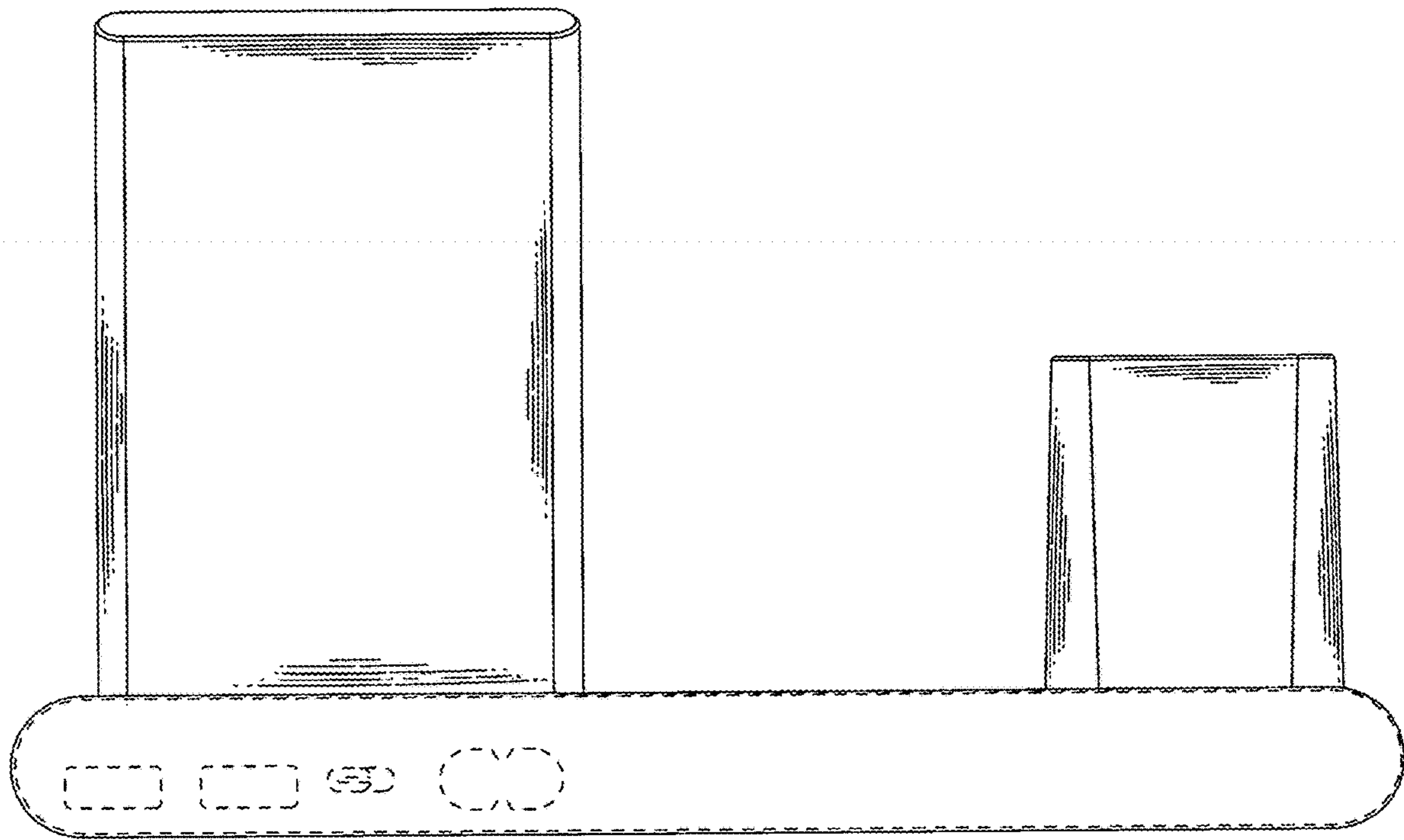


FIG. 3

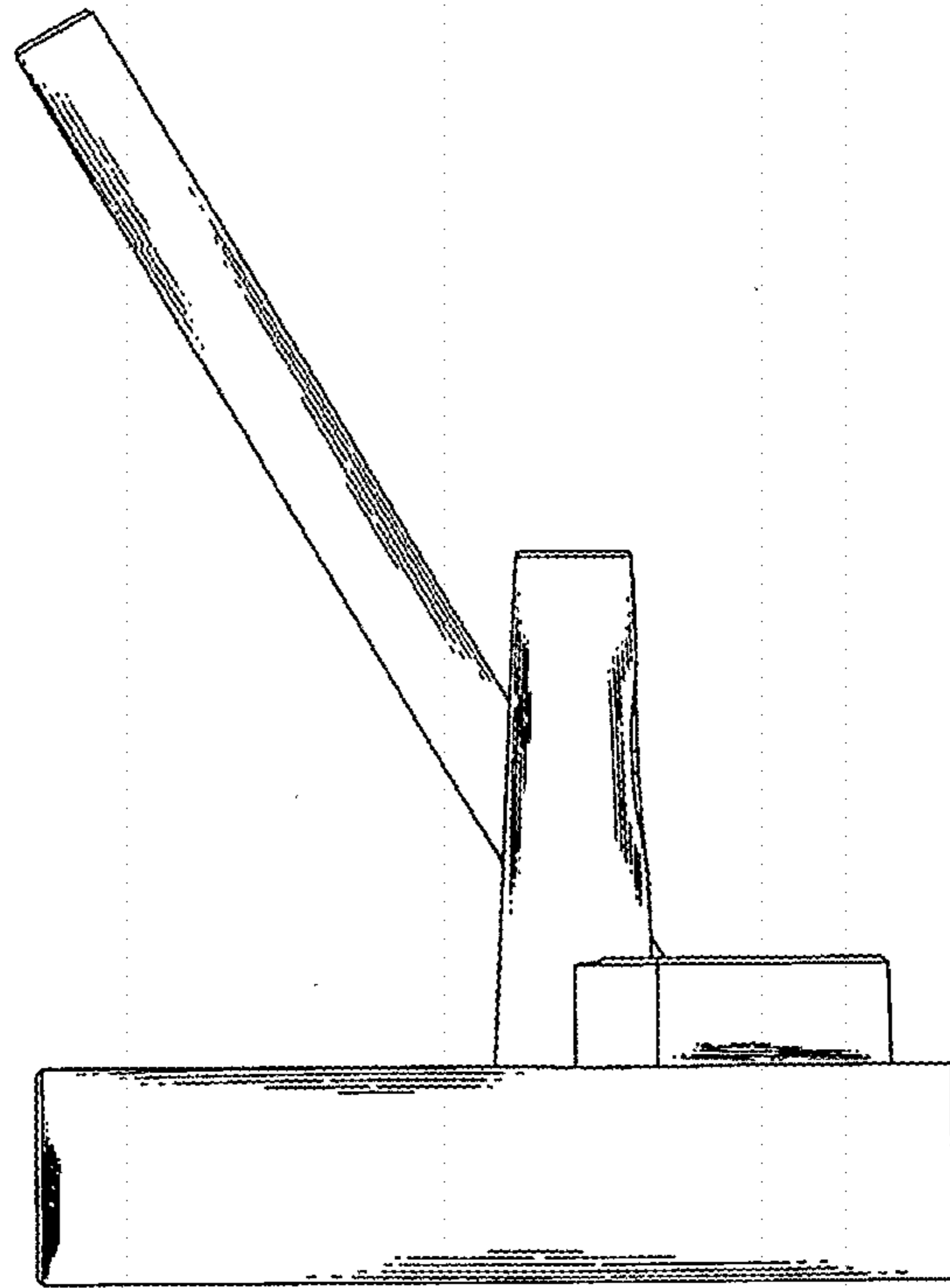


FIG. 4



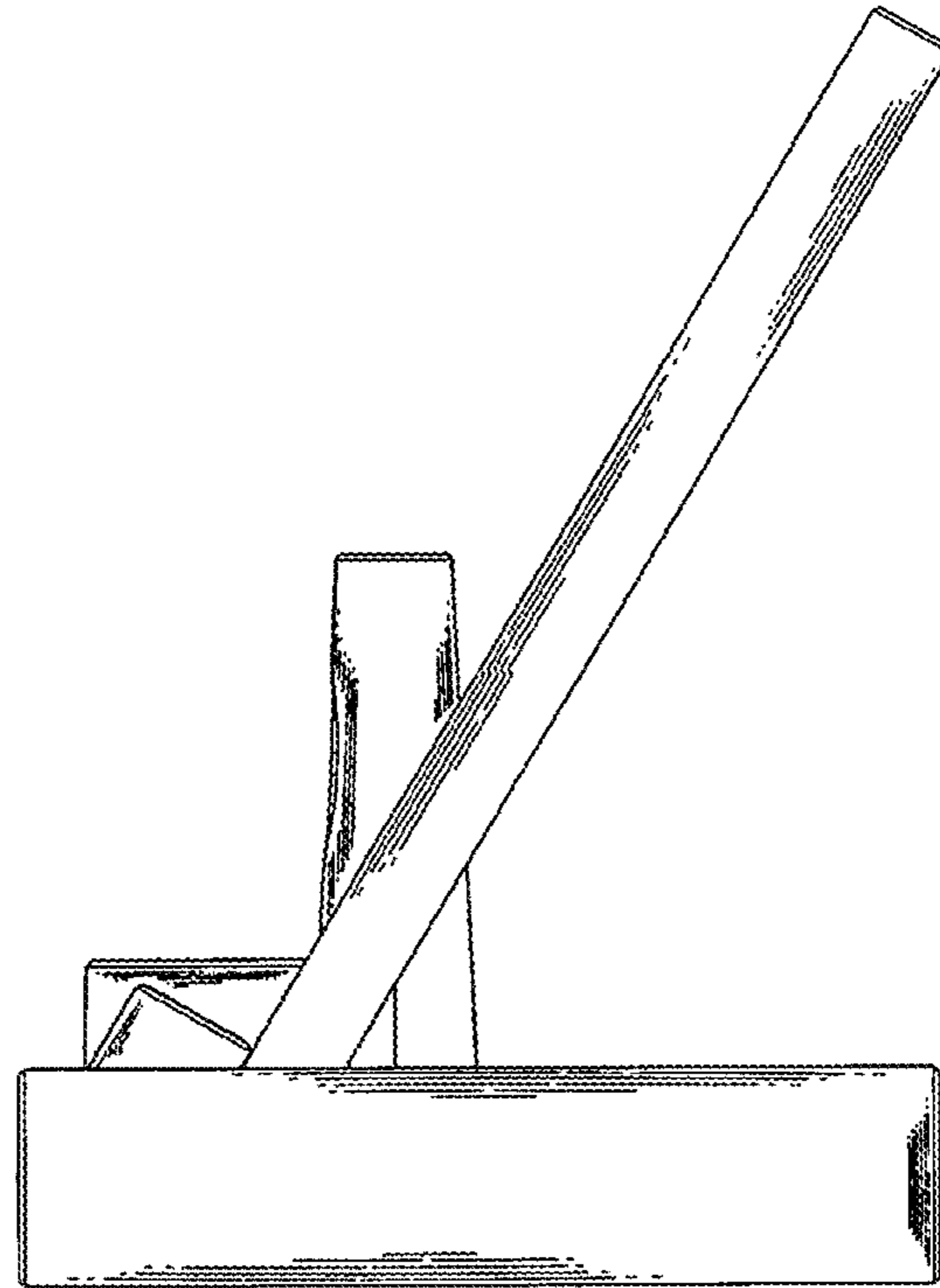


FIG. 5

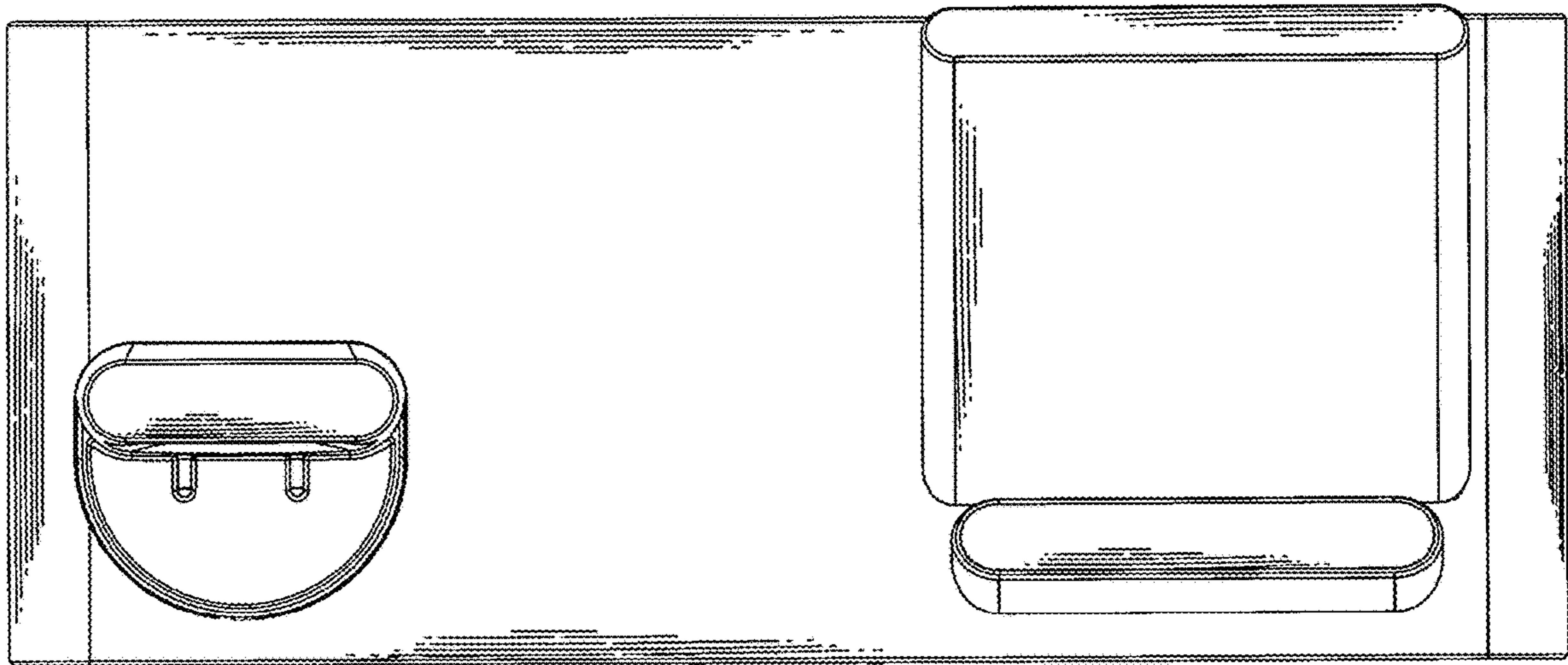


FIG. 6



FIG. 7