



US00D918132S

(12) **United States Design Patent** (10) **Patent No.:** **US D918,132 S**
Kim et al. (45) **Date of Patent:** **** May 4, 2021**

(54) **BATTERY**
(71) Applicant: **LIBEST INC.**, Daejeon (KR)
(72) Inventors: **Joo Seong Kim**, Daejeon (KR); **Seung Gyu Lim**, Gwangju (KR); **Jin Hong Ha**, Daejeon (KR); **Gil Ju Lee**, Daejeon (KR)

D768,074 S * 10/2016 Park D13/103
D768,075 S * 10/2016 Park D13/103
D768,076 S * 10/2016 Park D13/103
D768,568 S * 10/2016 Park D13/103
D788,030 S * 5/2017 Park D13/103
2007/0231682 A1* 10/2007 Aoyama H01M 2/021
429/160
2008/0254348 A1* 10/2008 Hatta H01M 2/0212
429/94

(Continued)

(73) Assignee: **LIBEST INC.**, Daejeon (KR)

(**) Term: **15 Years**

(21) Appl. No.: **29/695,923**

(22) Filed: **Jun. 24, 2019**

(51) **LOC (13) Cl.** **13-02**

(52) **U.S. Cl.**
USPC **D13/103**

(58) **Field of Classification Search**
USPC D13/102, 104–106, 110, 118–119, 184
CPC Y02E 60/12; Y02E 60/122; Y02E 60/124;
Y02E 60/50; H01M 2/02; H01M 2/022;
H01M 2/0202; H01M 2/0207; H01M
2/0212; H01M 2/1061; H01M 2/1022;
H01M 2/1055; H01M 2/1066; H01M
2/105; H01M 2/204; H01M 10/4257;
H01M 10/0436; H01M 10/48; H01M
10/0525; H01M 10/42

See application file for complete search history.

(56) **References Cited**

U.S. PATENT DOCUMENTS

3,023,259 A * 2/1962 Coler H01M 4/24
429/127
D710,796 S * 8/2014 Ko D13/103
D716,223 S * 10/2014 Ahn D13/103
D724,021 S * 3/2015 Kwon D13/103
D724,022 S * 3/2015 Kwon D13/103
D724,528 S * 3/2015 Kwon D13/103
D724,529 S * 3/2015 Kwon D13/103
D724,530 S * 3/2015 Kwon D13/103

OTHER PUBLICATIONS

Wireless Charging Band with Built-in Flexible Battery, LIBEST Inc, published on Jul. 26, 2018, retrieved on Dec. 15, 2020, retrieved from the Internet URL: <https://www.facebook.com/LiBEST.Inc/videos/wireless-charging-band-with-built-in-flexible-battery/1758919140844474/>.*

(Continued)

Primary Examiner — Catherine S Posthauer
Assistant Examiner — Alison M Ofstun
(74) *Attorney, Agent, or Firm* — Hamre, Schumann, Mueller & Larson, P.C.

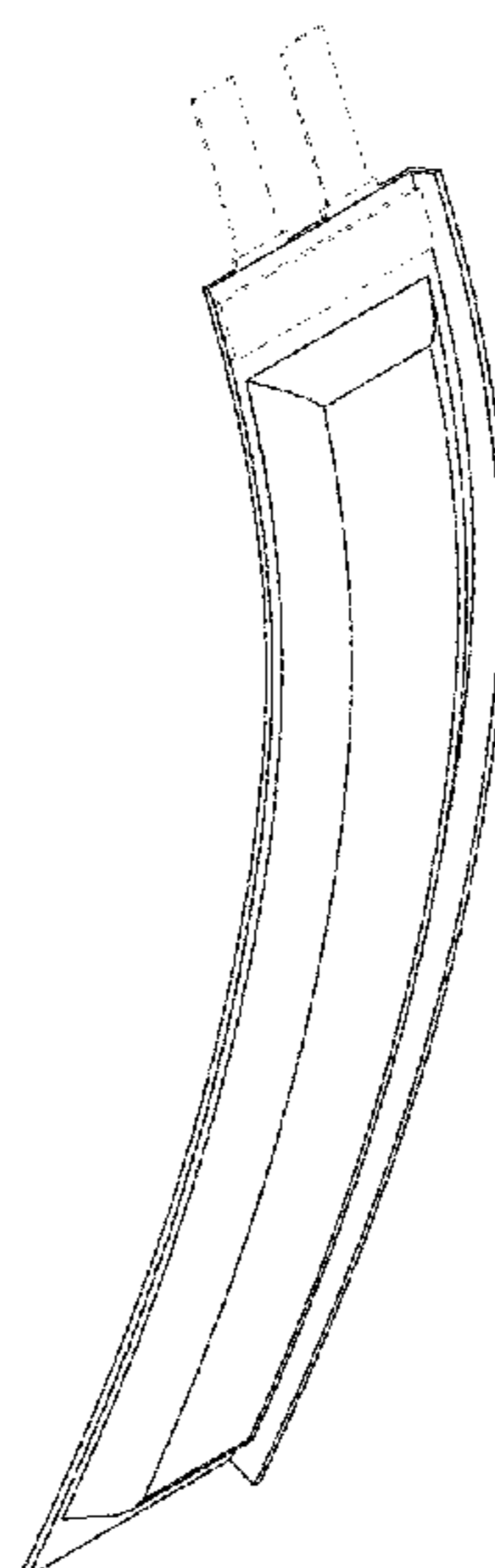
(57) **CLAIM**

The ornamental design for a battery, as shown and described.

DESCRIPTION

FIG. 1 is a perspective view of a battery showing our new design;
FIG. 2 is a top plan view thereof;
FIG. 3 is a bottom plan view thereof;
FIG. 4 is a left side view thereof;
FIG. 5 is a right side view thereof;
FIG. 6 is a front view thereof; and,
FIG. 7 is a rear view thereof.
The broken line representations in the figures show unclaimed environment, and thus form no part of the claimed design.

1 Claim, 7 Drawing Sheets



(56)

References Cited

U.S. PATENT DOCUMENTS

2015/0179989 A1* 6/2015 Luo H01M 2/0202
429/127
2016/0156071 A1* 6/2016 Yamakaji H01M 2/0275
429/61
2017/0288258 A1* 10/2017 Rho H01M 10/0525
2020/0127245 A1* 4/2020 Fan H01M 2/026
2020/0203687 A1* 6/2020 Kim H01M 10/0585

OTHER PUBLICATIONS

Korean Tech Startup Bends the Concept of Firm Batteries—
KoreaTech Today—Korea’s Leading Tech and Startup Media Plat-
form, published on Jan. 3, 2019, retrieved on Dec. 15, 2020,
retrieved from the Internet URL: [https://www.koreatechtoday.com/
commercialization-of-korean-tech-startup-flexible-battery-attendance-
at-ces/](https://www.koreatechtoday.com/commercialization-of-korean-tech-startup-flexible-battery-attendance-at-ces/).*

Panasonic Develops Bendable, Twistable, Flexible Lithium-ion
Battery _ Headquarters News _ Panasonic Newsroom Global,
published on Sep. 29, 2016, retrieved on Dec. 15, 2020, retrieved
from the Internet URL: [https://news.panasonic.com/global/press/
data/2016/09/en160929-8/en160929-8.html](https://news.panasonic.com/global/press/data/2016/09/en160929-8/en160929-8.html).*

Flexible Lithium-ion rechargeable battery for smartcards, wearables
and IoT devices _ Panasonic Industry Europe GmbH, published on
Nov. 17, 2016, retrieved on Dec. 15, 2020, retrieved from the
Internet URL: [https://industry.panasonic.eu/panasonic-industry-news/
flexible-lithium-ion-rechargeable-battery-smartcards-wearabl](https://industry.panasonic.eu/panasonic-industry-news/flexible-lithium-ion-rechargeable-battery-smartcards-wearabl).*

* cited by examiner

FIG. 1

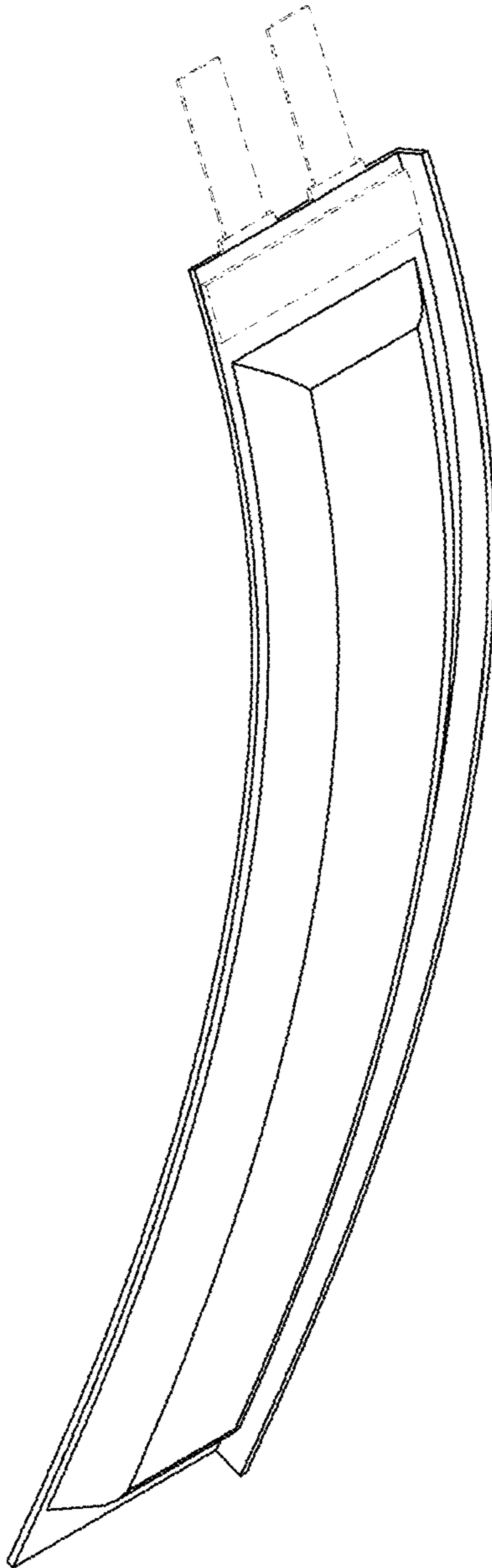


FIG. 2




FIG. 3




FIG. 4

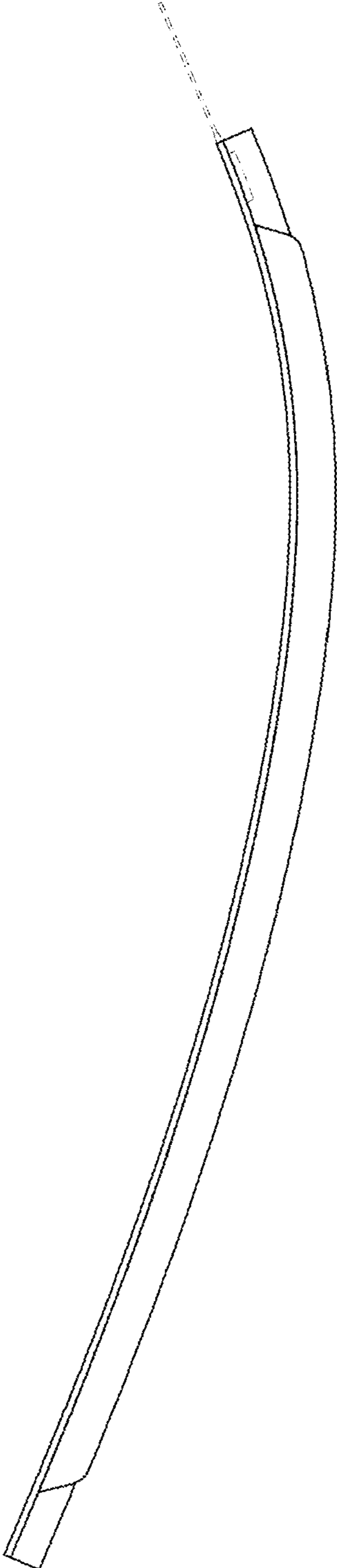


FIG. 5

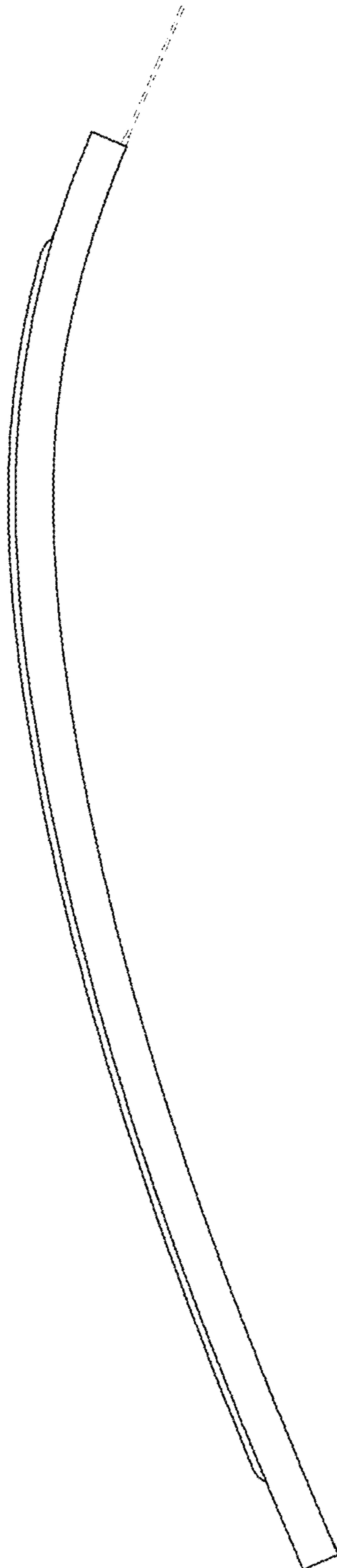


FIG. 6

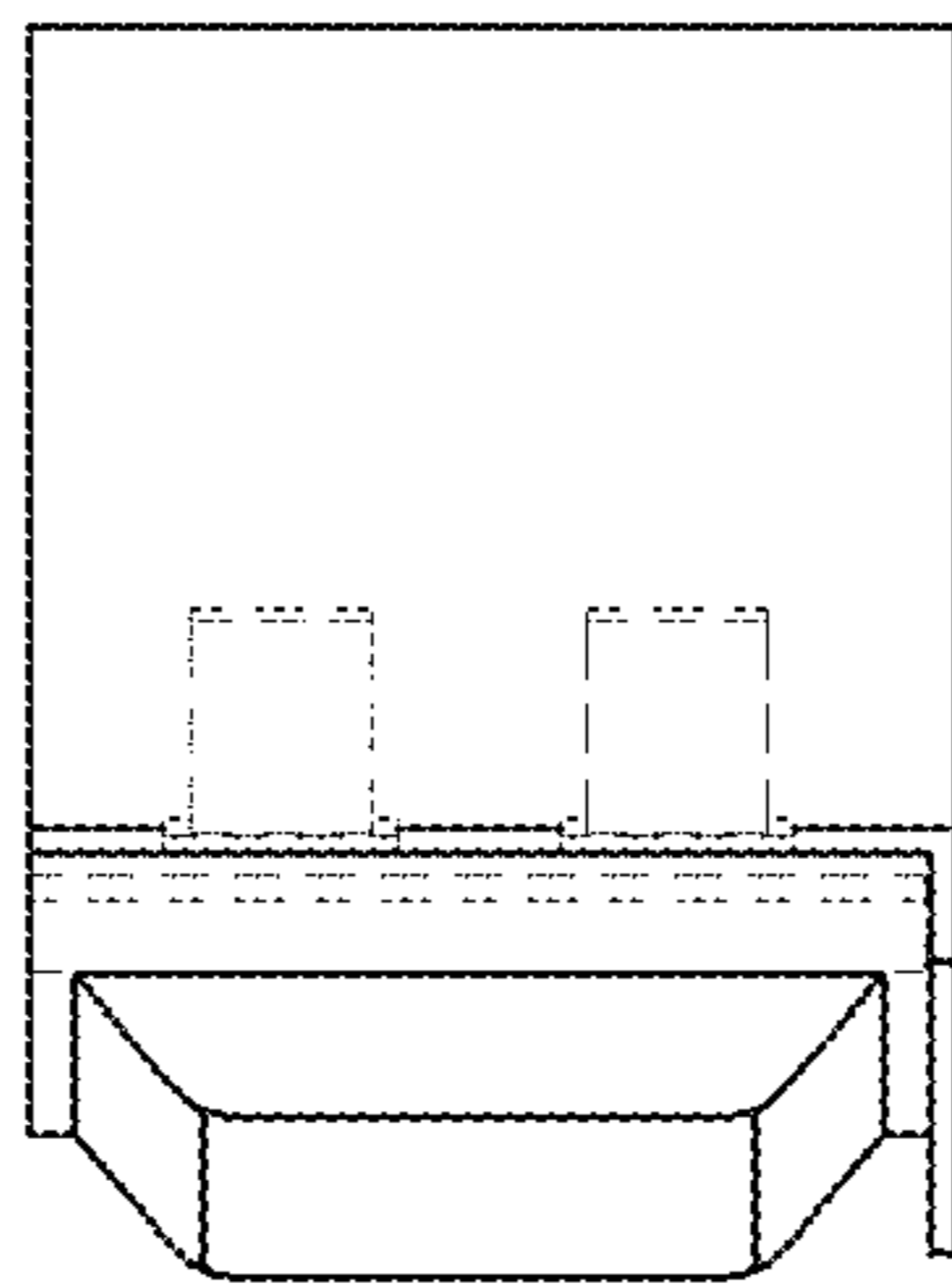


FIG. 7

