



US00D918130S

(12) **United States Design Patent** (10) **Patent No.:** **US D918,130 S**
McDonald et al. (45) **Date of Patent:** **** May 4, 2021**

(54) **SOLAR PANEL USABLE ON A REFRIGERATION UNIT**

- (71) Applicant: **Carrier Corporation**, Palm Beach Gardens, FL (US)
- (72) Inventors: **Patrick McDonald**, Athens, GA (US); **Gary Daprano**, Cicero, NY (US); **Brad Scandrett**, Ames, IA (US)
- (73) Assignee: **CARRIER CORPORATION**, Palm Beach Gardens, FL (US)
- (**) Term: **15 Years**
- (21) Appl. No.: **29/682,084**
- (22) Filed: **Mar. 1, 2019**
- (51) **LOC (13) Cl.** **13-02**
- (52) **U.S. Cl.**
USPC **D13/102**
- (58) **Field of Classification Search**
USPC D13/101, 102, 107, 133, 184, 199
CPC H01L 31/02; H01L 31/18; H01L 31/042; H01L 31/048; H01L 31/0525; H01L 31/0203; H01L 31/02008; H01L 31/0504; H01L 31/02013; H01L 27/142; H01L 27/1421; Y02E 10/40; Y02E 10/47; Y02E 10/50; Y02E 10/52; Y02E 10/54; Y02E 10/542; Y02E 10/544; H02S 30/10; H02S 40/34; H02S 40/44; H02J 7/0042
- See application file for complete search history.

(56) **References Cited**

U.S. PATENT DOCUMENTS

D391,632 S	*	3/1998	Thomas	D23/373
D686,979 S	*	7/2013	Chilton	D13/102
D730,820 S	*	6/2015	Werner	D13/102
D745,845 S	*	12/2015	Anderson	D13/102
D781,229 S	*	3/2017	Krantz	D13/102
D800,648 S	*	10/2017	Mei	D13/102

* cited by examiner

Primary Examiner — Derrick E Holland

(74) *Attorney, Agent, or Firm* — Cantor Colburn LLP

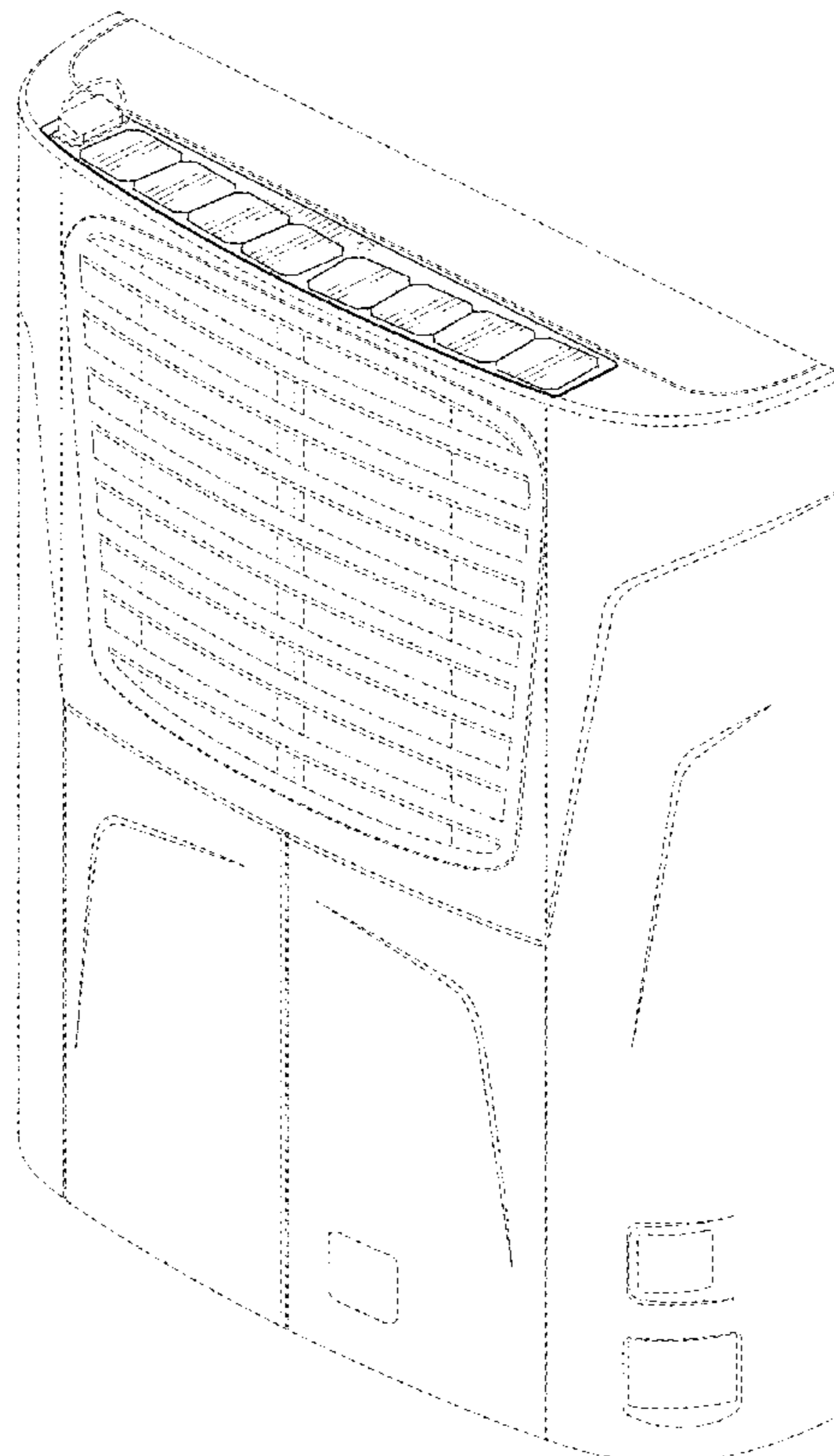
(57) **CLAIM**

We claim, the ornamental design for a solar panel usable on a refrigeration unit, as shown and described.

DESCRIPTION

FIG. 1 is a perspective view of a solar panel usable on a refrigeration unit, showing our new design;
 FIG. 2 is a front view thereof;
 FIG. 3 is a rear view thereof;
 FIG. 4 is a side view thereof;
 FIG. 5 is another side view thereof;
 FIG. 6 is a top plan view thereof;
 FIG. 7 is a bottom plan view thereof; and,
 FIG. 8 is another perspective view thereof, shown in environmental use.
 The broken lines shown represent environmental subject matter and form no part of the claimed design.

1 Claim, 6 Drawing Sheets



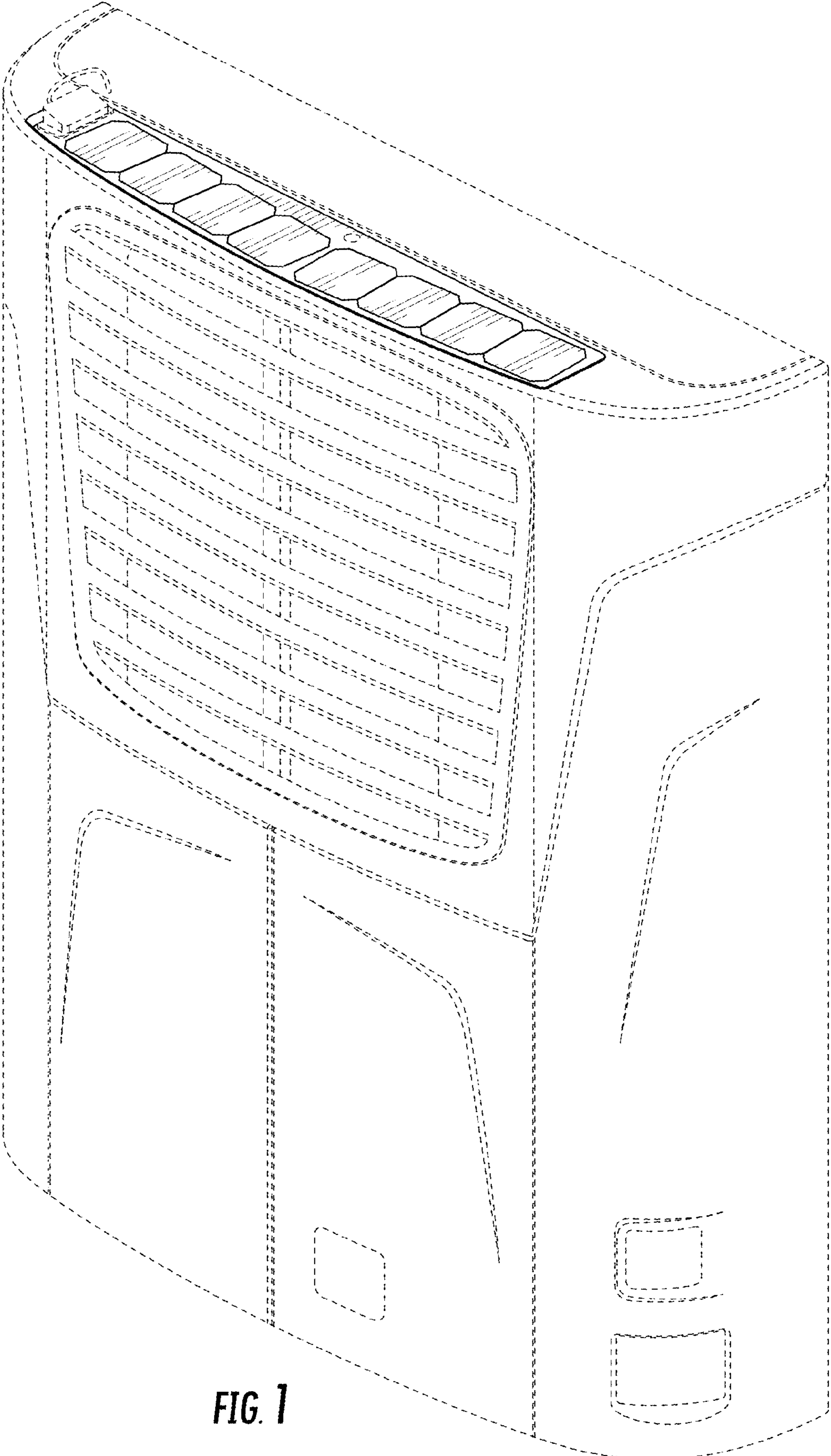


FIG. 1

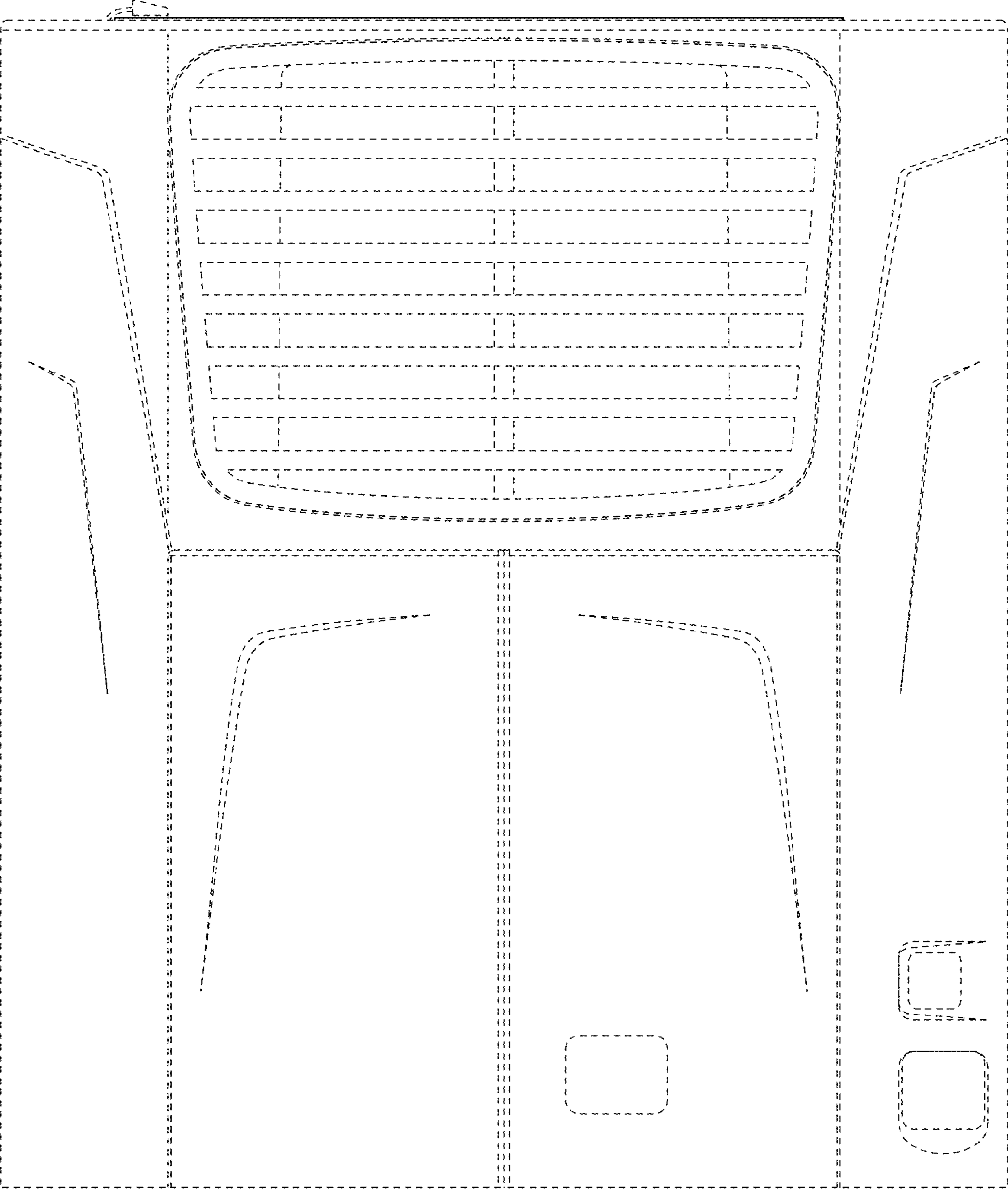


FIG. 2




FIG. 3




FIG. 4




FIG. 5

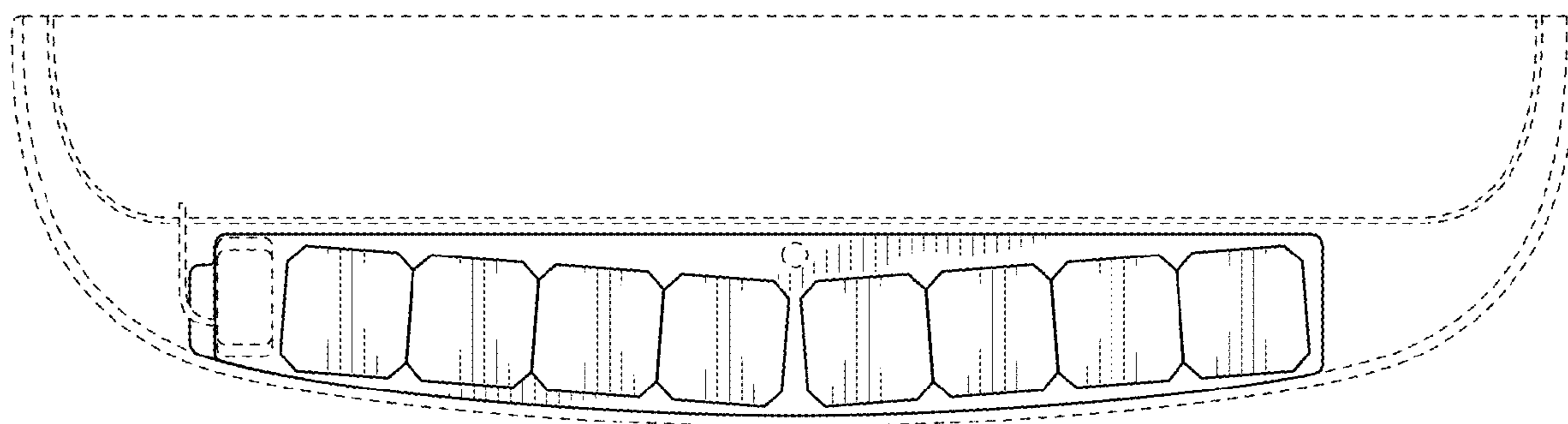


FIG. 6

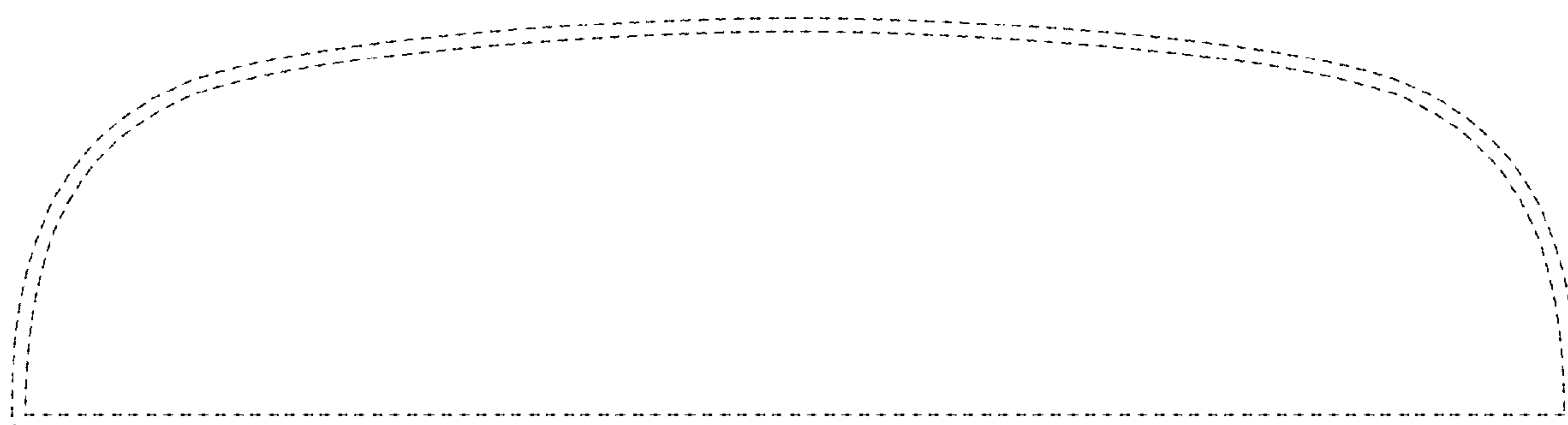


FIG. 7

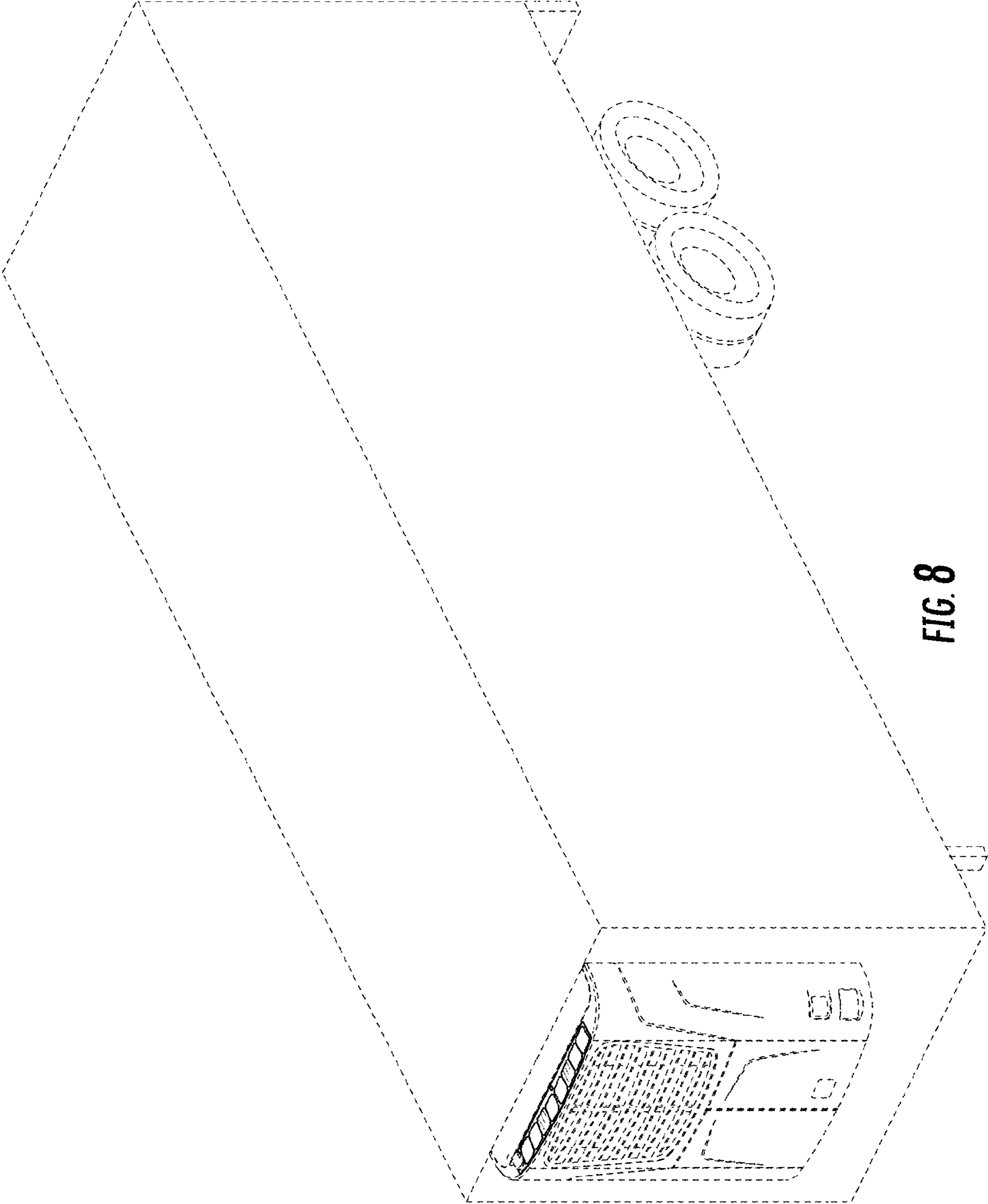


FIG. 8