



US00D918091S

(12) **United States Design Patent**
Kato et al.

(10) **Patent No.:** **US D918,091 S**
(45) **Date of Patent:** **** May 4, 2021**

(54) **MOTOR VEHICLE AND/OR TOY REPLICA THEREOF**

D873,717 S * 1/2020 Sperling D12/92
D873,718 S * 1/2020 Sperling D12/92
D908,537 S * 1/2021 Iida D12/92

(71) Applicant: **TOYOTA JIDOSHA KABUSHIKI KAISHA**, Toyota (JP)

OTHER PUBLICATIONS

(72) Inventors: **Hiroki Kato**, Toyota (JP); **Yukihiro Koide**, Okazaki (JP)

netcarshow.com, Mazda Vision Coupe Concept (2017), <https://www.netcarshow.com/mazda/2017-vision_coupe_concept/>, available as early as Oct. 31, 2017.

(73) Assignee: **TOYOTA JIDOSHA KABUSHIKI KAISHA**

Toyota, Toyota Prius (2019), <https://toyota.jp/prius/index_b.html>, available as early as Dec. 31, 2018.

(**) Term: **15 Years**

netcarshow.com, Audi A7 Sportback (2018), <https://www.netcarshow.com/audi/2018-a7_sportback/>, available as early as Oct. 31, 2017.

(21) Appl. No.: **29/718,557**

* cited by examiner

(22) Filed: **Dec. 26, 2019**

Primary Examiner — Melody N Brown

(30) **Foreign Application Priority Data**

(74) *Attorney, Agent, or Firm* — Saidman DesignLaw Group, LLC

Jun. 28, 2019 (JP) 2019-014642 U

(51) **LOC (13) Cl.** **12-08**

(52) **U.S. Cl.**
USPC **D12/92**

(58) **Field of Classification Search**
USPC D12/86, 90-92, 88, 164; D21/424, 433, D21/434, 533; 296/181.1-181.5, 183.1
CPC B62D 25/00; B62D 25/06; B62D 33/00; B62D 35/00
See application file for complete search history.

(57) **CLAIM**

The ornamental design for a motor vehicle and/or toy replica thereof, as shown and described.

(56) **References Cited**

U.S. PATENT DOCUMENTS

D733,621 S * 7/2015 Ikuma D12/169
D748,021 S * 1/2016 Iwanaga D12/169
D752,486 S * 3/2016 Sperling D12/169
D803,733 S * 11/2017 Cartabiano D12/164
D839,787 S * 2/2019 Cartabiano D12/92

DESCRIPTION

FIG. 1 is a left, front perspective view of a motor vehicle and/or toy replica thereof showing our new design; FIG. 2 is a left, rear perspective view thereof; FIG. 3 is a right, front perspective view thereof; FIG. 4 is a right, rear perspective view thereof; FIG. 5 is a left side view thereof; FIG. 6 is a right side view thereof; FIG. 7 is a front view thereof; FIG. 8 is a rear view thereof; and, FIG. 9 is a top view thereof.

1 Claim, 9 Drawing Sheets






FIG. 1




FIG. 2




FIG. 3




FIG. 4




FIG. 5




FIG. 6



FIG. 7



FIG. 8



FIG. 9