



US00D918077S

(12) **United States Design Patent**
Zhang

(10) **Patent No.:** **US D918,077 S**

(45) **Date of Patent:** **** May 4, 2021**

(54) **ELECTRONIC SCALE**

(71) Applicant: **SHENZHEN BEIBANQIU NETWORK TECHNOLOGY CO., LTD.**, Shenzhen (CN)

(72) Inventor: **Yuliang Zhang**, Shenzhen (CN)

(73) Assignee: **SHENZHEN BEIBANQIU NETWORK TECHNOLOGY CO., LTD.**, Shenzhen (CN)

(**) Term: **15 Years**

(21) Appl. No.: **29/762,485**

(22) Filed: **Dec. 16, 2020**

(51) **LOC (13) Cl.** **10-04**

(52) **U.S. Cl.**
USPC **D10/91; D10/92**

(58) **Field of Classification Search**
USPC D10/91, 92
CPC G01G 21/28; G01G 21/283; G01G 21/286;
G01G 21/30; G01G 23/37; G01G 23/3728; G01G 23/3735; G01G 19/44;
G01G 19/445; G01G 19/46; G01G 19/48;
G01G 19/50; A61B 5/053; A61B 5/4872;
A61B 5/0537; A61B 5/4869; A61B 5/6825; A61B 5/6829; A61B 5/7445

See application file for complete search history.

(56) **References Cited**

U.S. PATENT DOCUMENTS

D678,095	S	*	3/2013	Renner	D10/91
D805,937	S	*	12/2017	Chang	D10/92
10,194,828	B2	*	2/2019	Petrucelli	G16H 40/67
D865,552	S	*	11/2019	Ying	A61B 5/0537 D10/92
D865,553	S		11/2019	Yu		
D884,527	S	*	5/2020	Yang	D10/91
D895,463	S		9/2020	Wen		

* cited by examiner

Primary Examiner — Antoine Duval Davis

(57) **CLAIM**

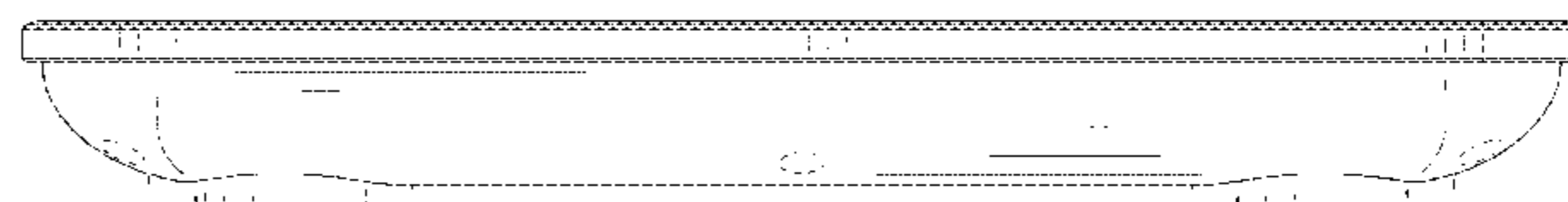

The ornamental design for an electronic scale, as shown and described.

DESCRIPTION

FIG. 1 is a perspective view of an electronic scale showing my new design;
FIG. 2 is another perspective view thereof;
FIG. 3 is a front elevational view thereof;
FIG. 4 is a rear elevational view thereof;
FIG. 5 is a left side elevational view thereof;
FIG. 6 is a right side elevational view thereof;
FIG. 7 is a top plan view thereof; and,
FIG. 8 is a bottom plan view thereof.

The broken lines in the drawings depict portions of the electronic scale that form no part of the claimed design.

1 Claim, 8 Drawing Sheets






FIG. 1

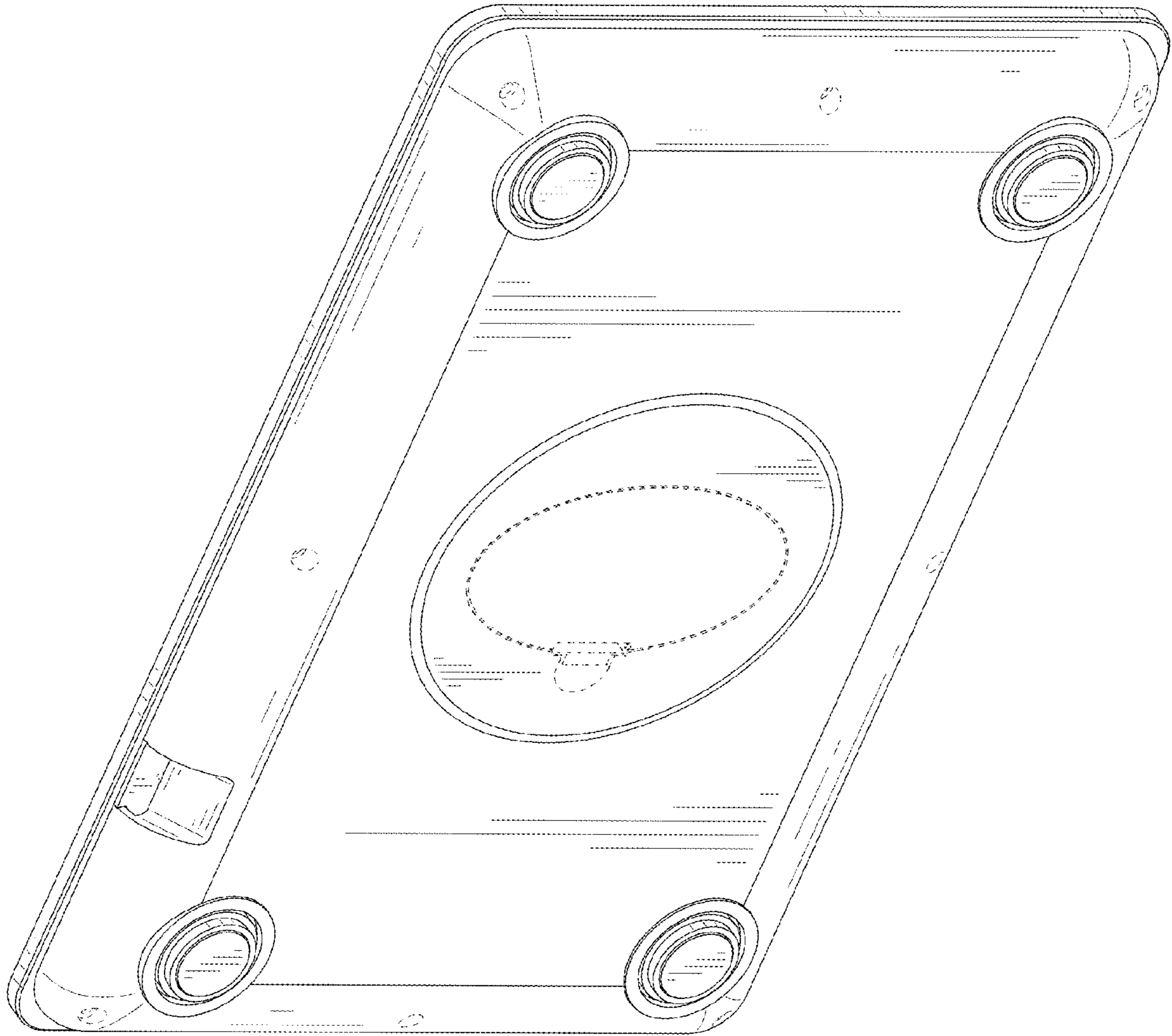


FIG. 2




FIG. 3

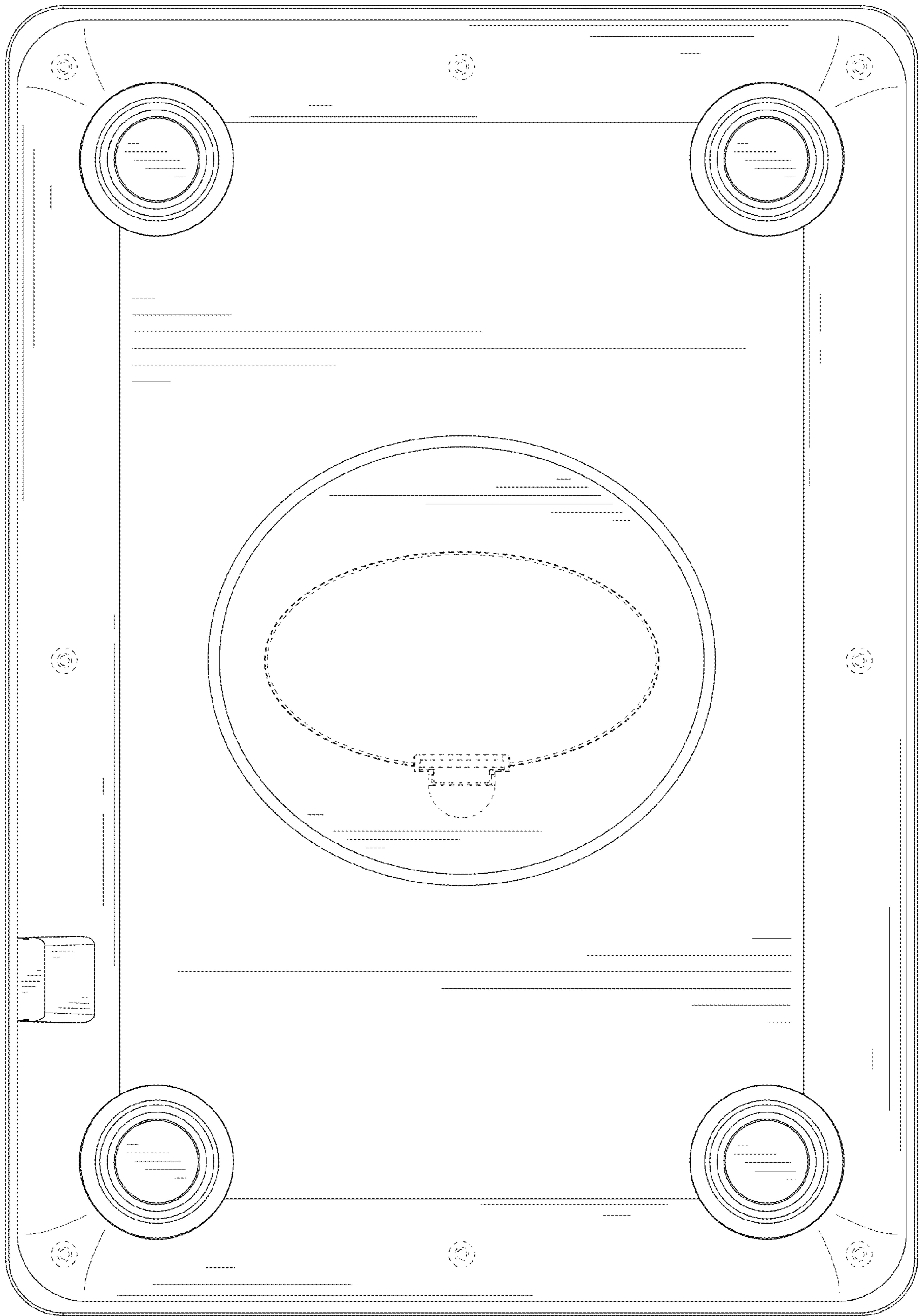


FIG. 4




FIG. 5

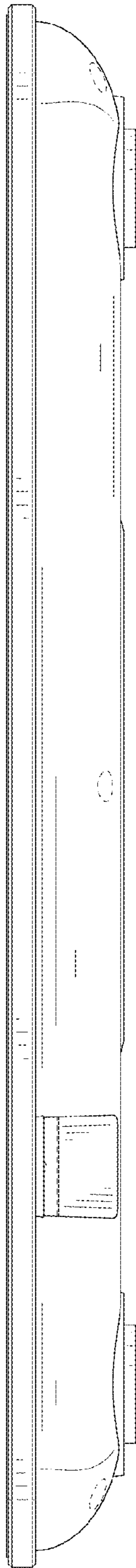


FIG. 6

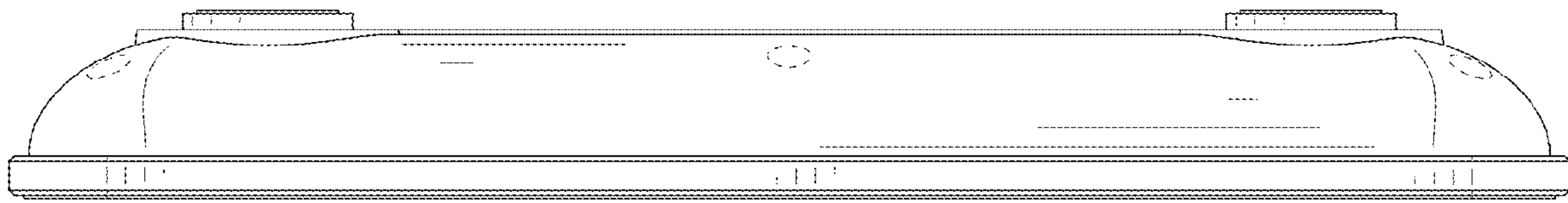


FIG. 7

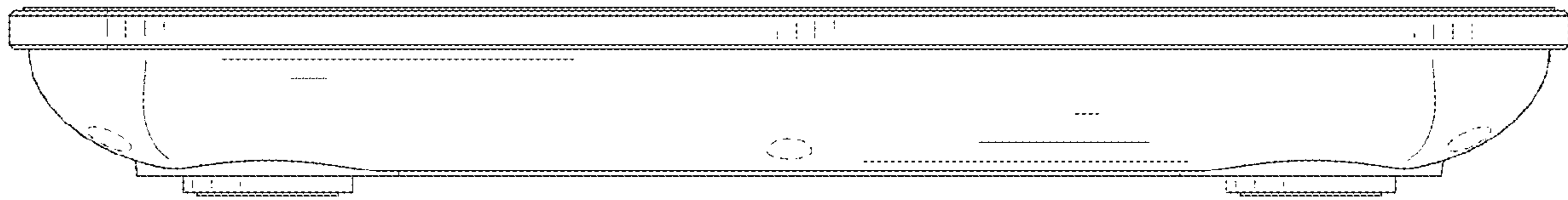


FIG. 8