



US00D918059S

(12) **United States Design Patent** (10) **Patent No.:** **US D918,059 S**
Wang (45) **Date of Patent:** **** May 4, 2021**

(54) **SMART WATCH AND BAND**

(71) Applicant: **HUAWEI TECHNOLOGIES CO., LTD.**, Shenzhen (CN)

(72) Inventor: **Xudong Wang**, Shenzhen (CN)

(73) Assignee: **HUAWEI TECHNOLOGIES CO., LTD.**, Shenzhen (CN)

(**) Term: **15 Years**

(21) Appl. No.: **35/507,747**

(22) Filed: **Mar. 27, 2019**

(80) **Hague Agreement Data**

Int. Filing Date: **Mar. 27, 2019**
Int. Reg. No.: **DM/203970**
Int. Reg. Date: **Mar. 27, 2019**
Int. Reg. Pub. Date: **Nov. 15, 2019**

(30) **Foreign Application Priority Data**

Sep. 27, 2018 (CN) 201830544937.4

(51) **LOC (13) Cl.** **10-02**

(52) **U.S. Cl.**
USPC **D10/32; D14/344**

(58) **Field of Classification Search**

USPC D10/1, 2, 15, 21, 30, 31, 32, 38; D11/5, D11/93, 94, 99; D14/344
CPC . G04F 7/06; G04F 7/062; G04F 7/065; G04F 7/067; G04F 8/00; G04F 8/006; G04G 17/00; G04G 17/086; G04G 17/005; G04G 13/028; G04G 11/00; G04G 9/00; G04C 17/00; G04B 19/00; G04B 19/04; A44C 5/00; A44C 5/0007; A44C 5/0053; A44C 5/10; A44C 5/14

See application file for complete search history.

(56) **References Cited**

U.S. PATENT DOCUMENTS

D768,623	S	*	10/2016	Zou	D14/344
D773,319	S		12/2016	Basargin et al.		
D809,511	S	*	2/2018	Mistry	D14/344
D809,512	S	*	2/2018	Mistry	D14/344
D809,938	S	*	2/2018	Hou	D10/30
D819,021	S	*	5/2018	Mistry	D14/344
D823,302	S	*	7/2018	Yoshimoto	D14/344
D823,853	S	*	7/2018	Yoshimoto	D14/344
D839,753	S	*	2/2019	Domke	D10/30
D860,819	S	*	9/2019	Moreau	D10/32
D862,462	S	*	10/2019	Zhang	D14/344
D864,767	S	*	10/2019	Vandenbussche	D10/70
D864,956	S	*	10/2019	Kern	D14/344
D867,179	S	*	11/2019	Akana	D10/70
D869,461	S	*	12/2019	Ke	D14/344

(Continued)

FOREIGN PATENT DOCUMENTS

CN	301975609	S	7/2012
CN	302429518	S	5/2013

(Continued)

Primary Examiner — Robert M. Spear

(74) *Attorney, Agent, or Firm* — Kilpatrick Townsend & Stockton LLP


(57) **CLAIM**

The ornamental design for a smart watch and band, as shown and described.

DESCRIPTION

FIG. 1.1 is a front view of a smart watch and band, showing the claimed design;
FIG. 1.2 is a back view thereof;
FIG. 1.3 is a left view thereof;
FIG. 1.4 is a right view thereof;
FIG. 1.5 is a top view thereof;
FIG. 1.6 is a bottom view thereof;
FIG. 1.7 is a perspective view thereof; and
FIG. 1.8 is another perspective view thereof, showing the smart watch and band in use status.

1 Claim, 8 Drawing Sheets



(56)

References Cited

U.S. PATENT DOCUMENTS

D875,555	S	*	2/2020	Komulainen	D10/32
D876,966	S	*	3/2020	Shi	D10/30
D877,627	S	*	3/2020	Muller	D10/30
D878,365	S	*	3/2020	Choplin	D14/344
D883,977	S	*	5/2020	Akana	D14/344
D884,695	S	*	5/2020	Jones	D14/344
D886,097	S	*	6/2020	Choplin	D14/344
D889,459	S	*	7/2020	Zhang	D14/344
D891,286	S	*	7/2020	Worth	D11/3
D891,425	S	*	7/2020	Lin	D14/344
D893,474	S	*	8/2020	Chung	D14/344
D894,179	S	*	8/2020	Chung	D14/344
D895,613	S	*	9/2020	Kozlovskaya	D14/344
D895,614	S	*	9/2020	Vandenbussche	D14/344
D895,615	S	*	9/2020	Vandenbussche	D14/344

FOREIGN PATENT DOCUMENTS

CN	303306585	S	7/2015
CN	303375871	S	9/2015
CN	303437264	S	11/2015
CN	304374412	S	11/2017
CN	304618583	S	5/2018
WO	D0931710004	S	11/2016
WO	D100126	S	3/2018

* cited by examiner

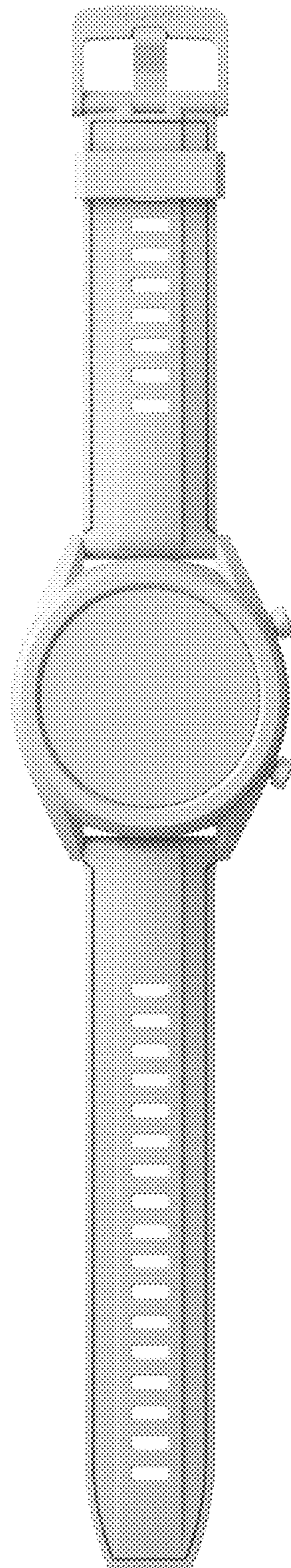


FIG. 1.1

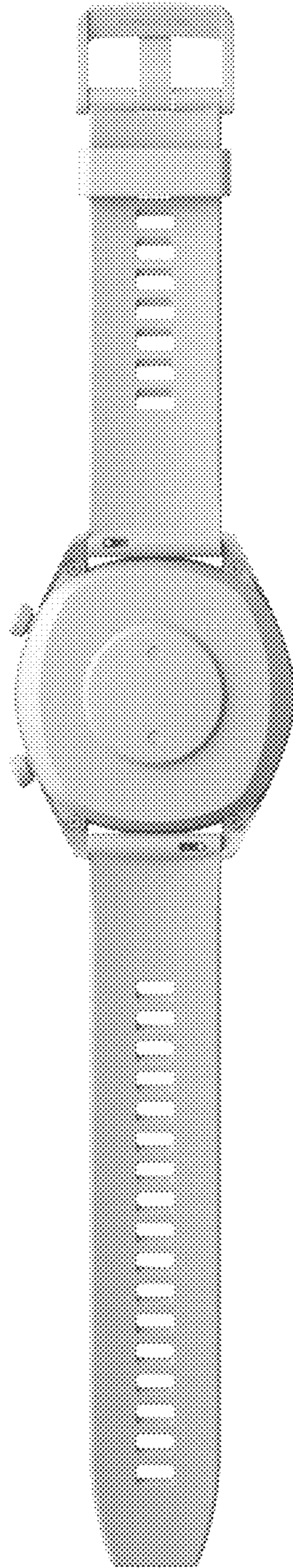


FIG. 1.2



FIG. 1.3




FIG. 1.4




FIG. 1.5




FIG. 1.6



FIG. 1.7



FIG. 1.8