



US00D917994S

(12) **United States Design Patent**  
**Chen**

(10) **Patent No.:** **US D917,994 S**

(45) **Date of Patent:** **\*\* May 4, 2021**

(54) **PLUMBER'S WRENCH**

(71) Applicant: **JS Products, Inc.**, Las Vegas, NV (US)

(72) Inventor: **Chungeng Chen**, Las Vegas, NV (US)

(73) Assignee: **JS Products, Inc.**, Las Vegas, NV (US)

(\*\*) Term: **15 Years**

(21) Appl. No.: **29/698,761**

(22) Filed: **Jul. 19, 2019**

(51) **LOC (13) Cl.** ..... **08-05**

(52) **U.S. Cl.**  
USPC ..... **D8/28; D8/21**

(58) **Field of Classification Search**

USPC .... D8/14, 16-19, 21-29, 51, 52, 54-59, 44;  
81/125.1, 177.1, 119, 124.7, 124.3, 186,  
81/431, 176.15, 461.1, 99, 98, 100  
CPC ..... B25B 13/14; B25B 13/06; B25B 13/04;  
B25B 13/46; B25B 13/00; B25B 7/02;

(Continued)

(56) **References Cited**

**U.S. PATENT DOCUMENTS**

849,891 A 4/1907 Ellingson  
1,003,997 A 9/1911 Dudley  
1,747,527 A 2/1930 Peterson

(Continued)

**FOREIGN PATENT DOCUMENTS**

CN 303427792 11/2015  
CN 303965828 12/2016

(Continued)

**OTHER PUBLICATIONS**

Search Report for ROC (Taiwan) Design Patent Application No.  
108306706, dated Mar. 23, 2020, 4 pages.

*Primary Examiner* — Keli L Hill

*Assistant Examiner* — Sara S Sahneh

(74) *Attorney, Agent, or Firm* — Weide & Miller, Ltd.

(57) **CLAIM**

The ornamental design for a plumber's wrench, as shown and described.

**DESCRIPTION**

FIG. 1 is a front-top-right perspective view of a plumber's wrench showing the new design.

FIG. 2 is a front-bottom-left perspective view of the plumber's wrench of FIG. 1.

FIG. 3 is a top view of the plumber's wrench of FIG. 1.

FIG. 4 is a front view of the plumber's wrench of FIG. 1.

FIG. 5 is a bottom view of the plumber's wrench of FIG. 1.

FIG. 6 is a rear view of the plumber's wrench of FIG. 1.

FIG. 7 is a left-side view of the plumber's wrench of FIG. 1.

FIG. 8 is a right-side view of the plumber's wrench of FIG. 1.

FIG. 9 is a front-top-right perspective view of the plumber's wrench of FIG. 1 shown disassembled.

FIG. 10 is a front-bottom-left perspective view of the plumber's wrench of FIG. 1 shown disassembled.

FIG. 11 is a top view of the plumber's wrench of FIG. 1 shown disassembled.

FIG. 12 is a front view of the plumber's wrench of FIG. 1 shown disassembled.

FIG. 13 is a bottom view of the plumber's wrench of FIG. 1 shown disassembled.

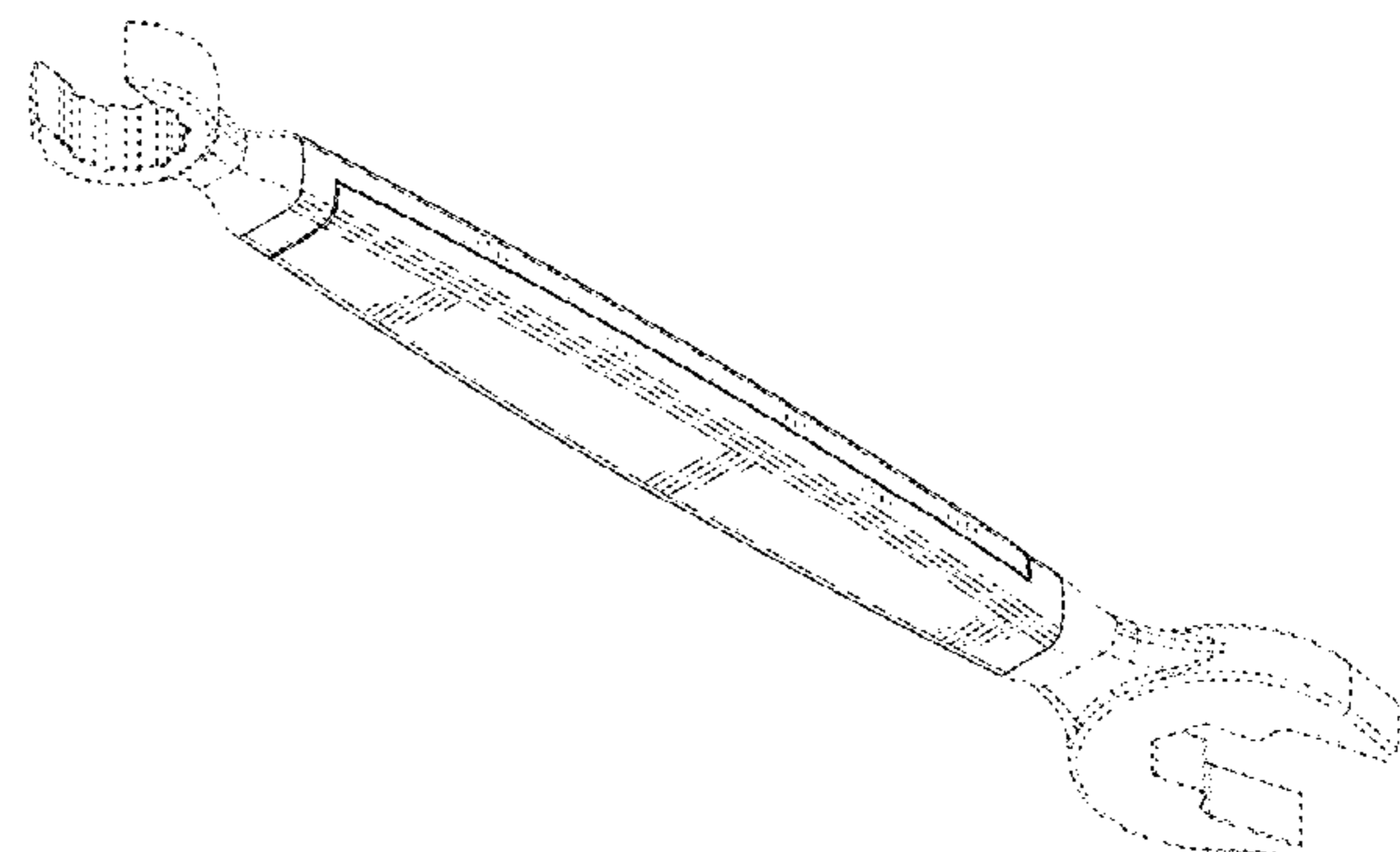
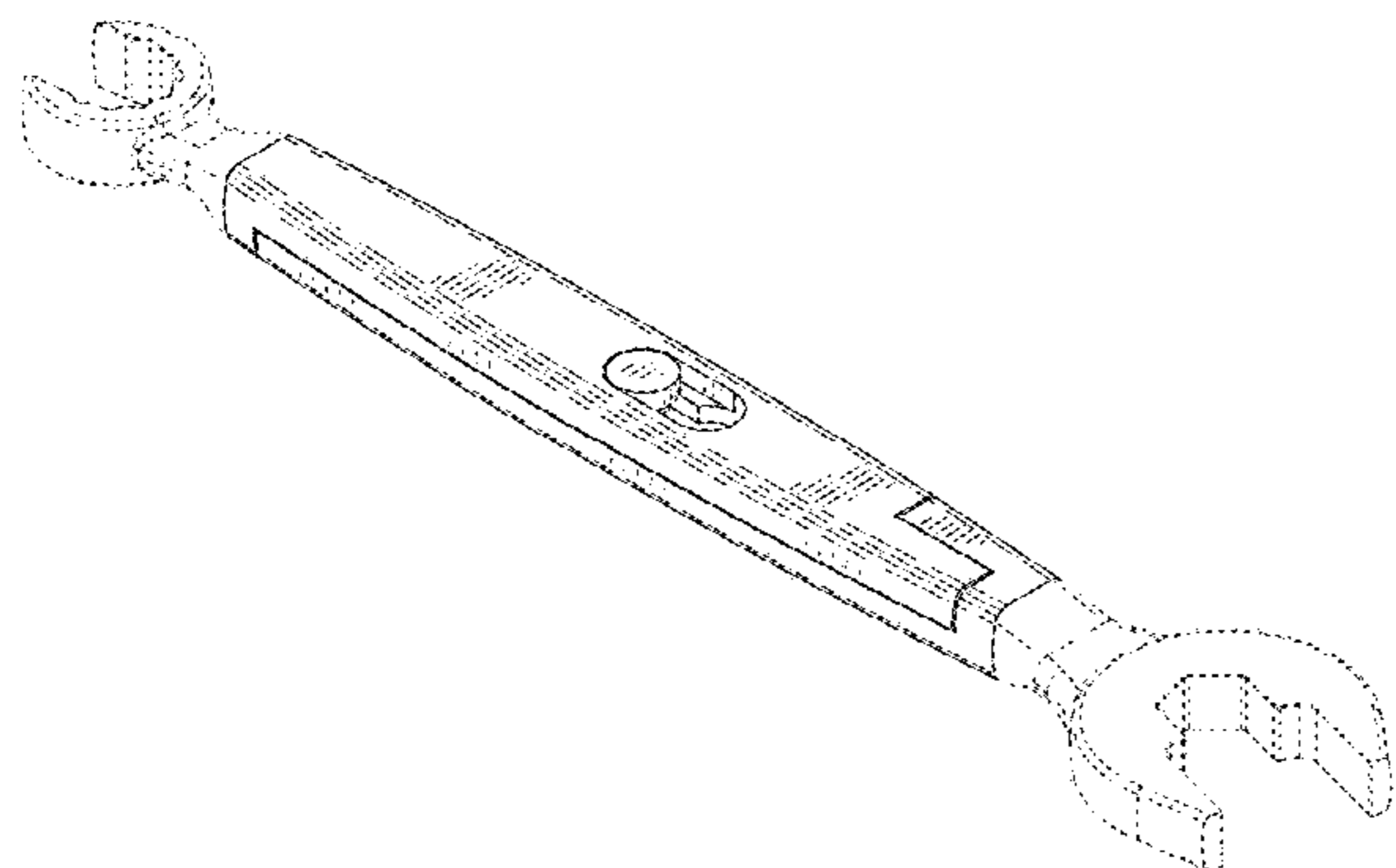
FIG. 14 is a rear view of the plumber's wrench of FIG. 1 shown disassembled.

FIG. 15 is a left-side view of the plumber's wrench of FIG. 1 shown disassembled; and,

FIG. 16 is a right-side view of the plumber's wrench of FIG. 1 shown disassembled.

The broken lines are shown for the purpose of illustrating portions of the plumber's wrench and form no part of the claimed design.

**1 Claim, 7 Drawing Sheets**



(58) **Field of Classification Search**  
 CPC ..... B25B 13/48; B25B 13/16; B25B 13/505;  
                   B25B 13/5058; B25B 23/007; B25B  
   13/28  
 See application file for complete search history.

(56) **References Cited**

U.S. PATENT DOCUMENTS

2,142,589	A	1/1939	Olson	
3,709,073	A *	1/1973	Kurtz	..... B25B 13/46 81/119
4,406,188	A *	9/1983	Mills	..... B25B 23/10 81/125
D338,816	S	8/1993	Maldonado	
5,492,040	A	2/1996	Bellas	
5,520,074	A	5/1996	Swindell, Sr.	
D417,374	S	12/1999	Chen	
D434,293	S	11/2000	Chen	
D435,411	S	12/2000	Chen	
D443,189	S *	6/2001	Li-Chen	..... D8/28
D462,245	S	9/2002	Friedman et al.	
D465,977	S	11/2002	Chen	
6,523,440	B2	2/2003	Friedman et al.	
D473,768	S	4/2003	Gilmore	
6,691,595	B2	2/2004	Hsien	
6,940,417	B2 *	9/2005	Hsien	..... B25B 23/1425 177/211
D516,396	S	3/2006	Hsien	

7,024,969	B2	4/2006	Smith	
7,316,172	B1	1/2008	Chen et al.	
7,530,295	B2	5/2009	Jones et al.	
8,136,427	B2	3/2012	James	
D674,673	S *	1/2013	Heidelberger	..... D8/28
9,199,363	B2	12/2015	Chen	
D814,258	S *	4/2018	Yang	..... D8/28
2002/0178873	A1 *	12/2002	Hsieh	..... B25G 1/00 81/125.1
2004/0261542	A1 *	12/2004	Hsien	..... B25B 23/1425 73/862.21
2010/0175514	A1	7/2010	Hsieh	
2012/0174718	A1	7/2012	James	
2014/0326110	A1 *	11/2014	Hu	..... B25B 13/56 81/177.1
2014/0345428	A1 *	11/2014	Buchanan	..... B25B 13/46 81/177.2
2017/0203419	A1	7/2017	White, II	
2017/0320208	A1 *	11/2017	Culkin	..... B25G 1/043
2019/0321946	A1 *	10/2019	MacDonald	..... B25G 1/043
2020/0298381	A1 *	9/2020	Chen	..... B25B 13/08

FOREIGN PATENT DOCUMENTS

CN	304990619	*	4/2018
CN	306050961	*	2/2020
GB	2103100	*	7/2001
JP	D1289886	*	11/2005

\* cited by examiner

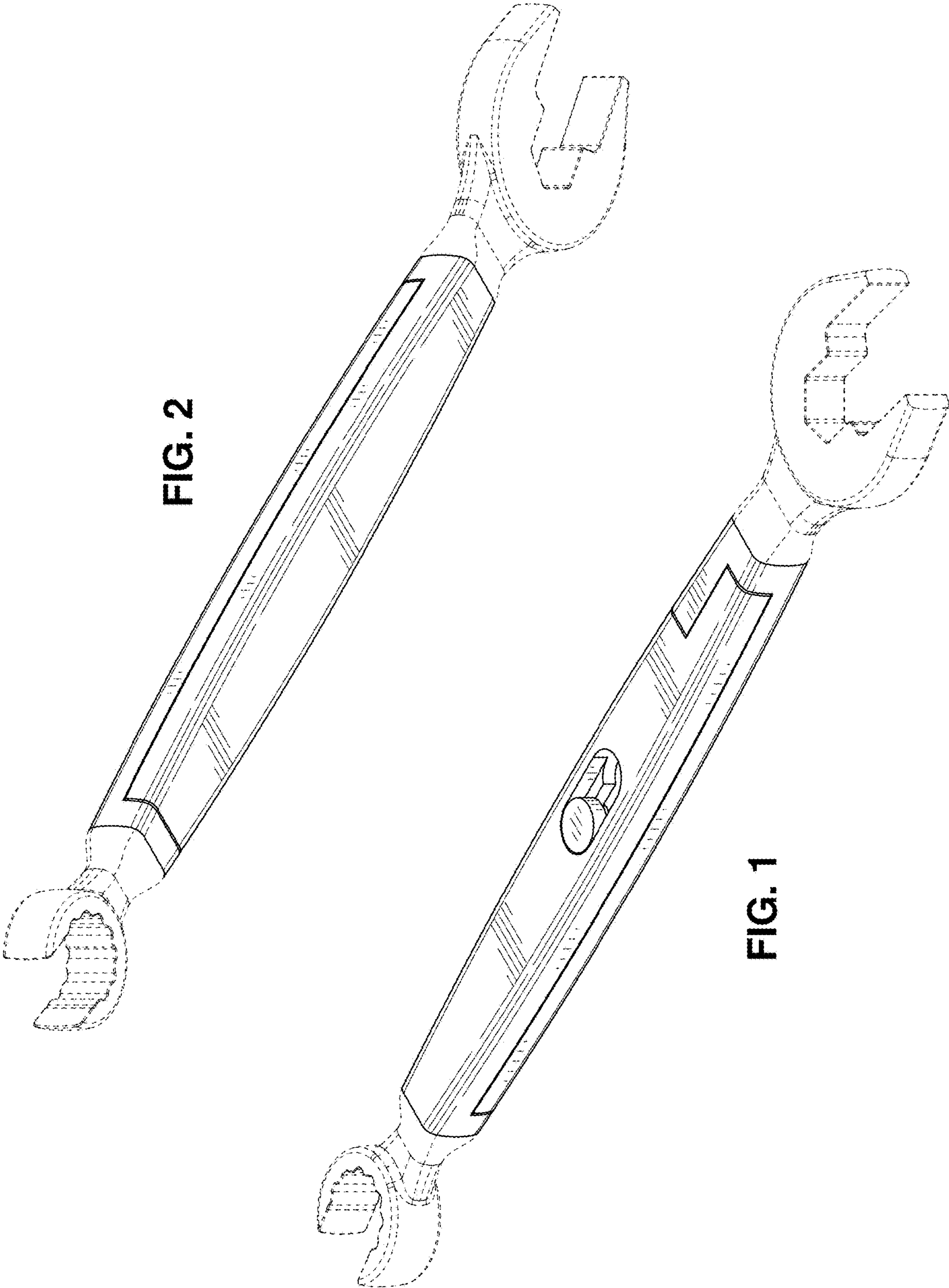
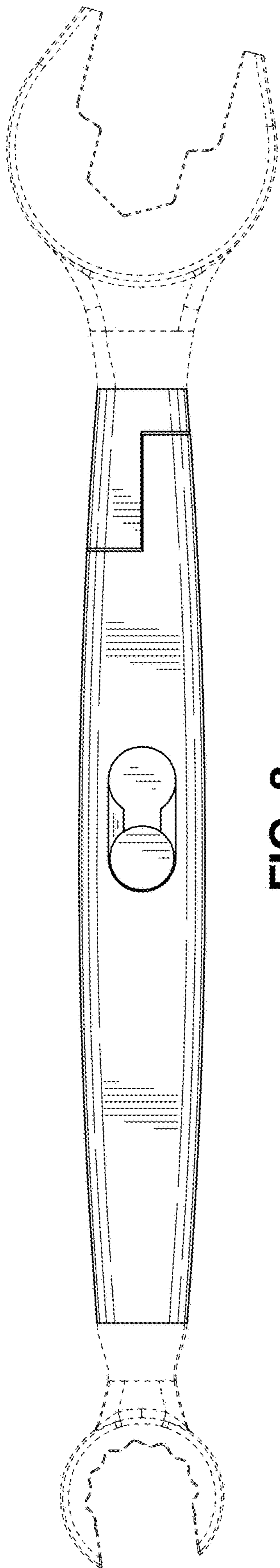



FIG. 2

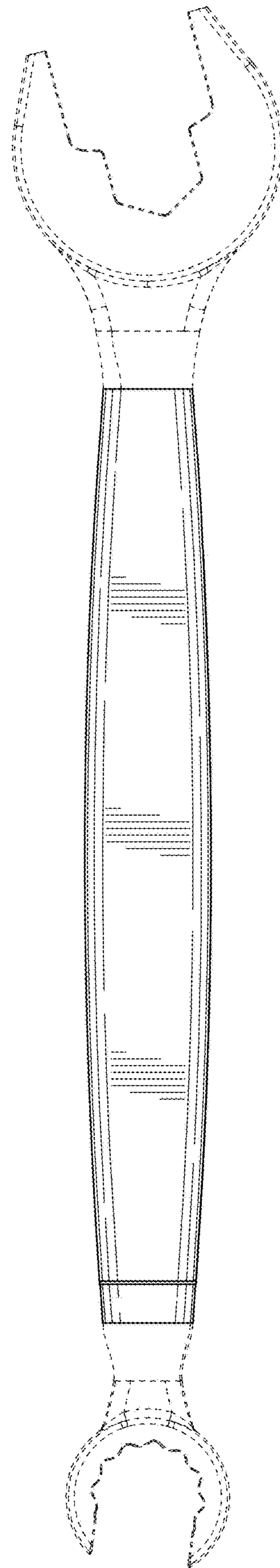
FIG. 1



**FIG. 3**



**FIG. 4**



**FIG. 5**

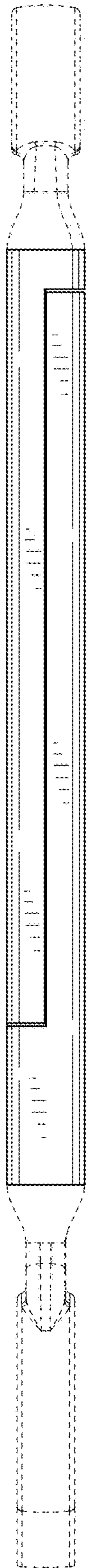


FIG. 6

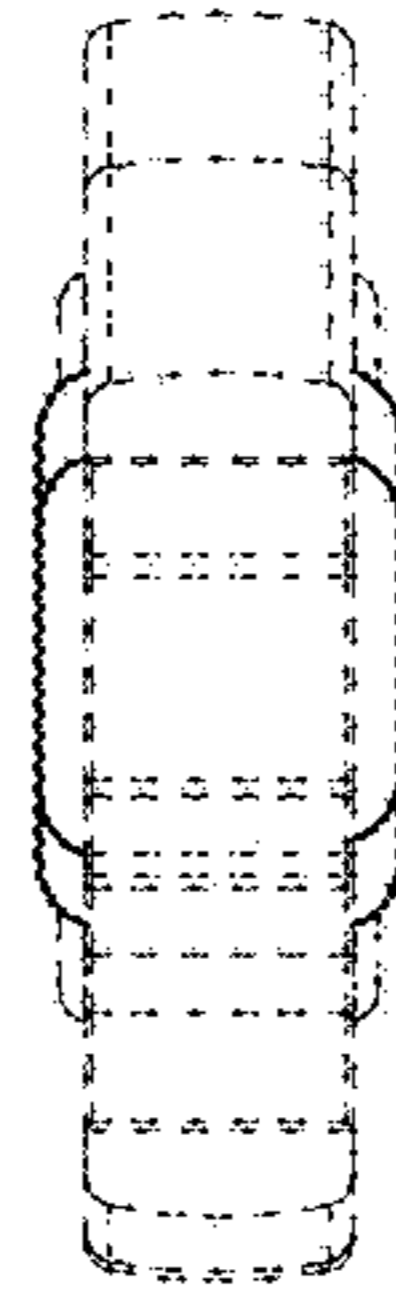


FIG. 8




FIG. 7

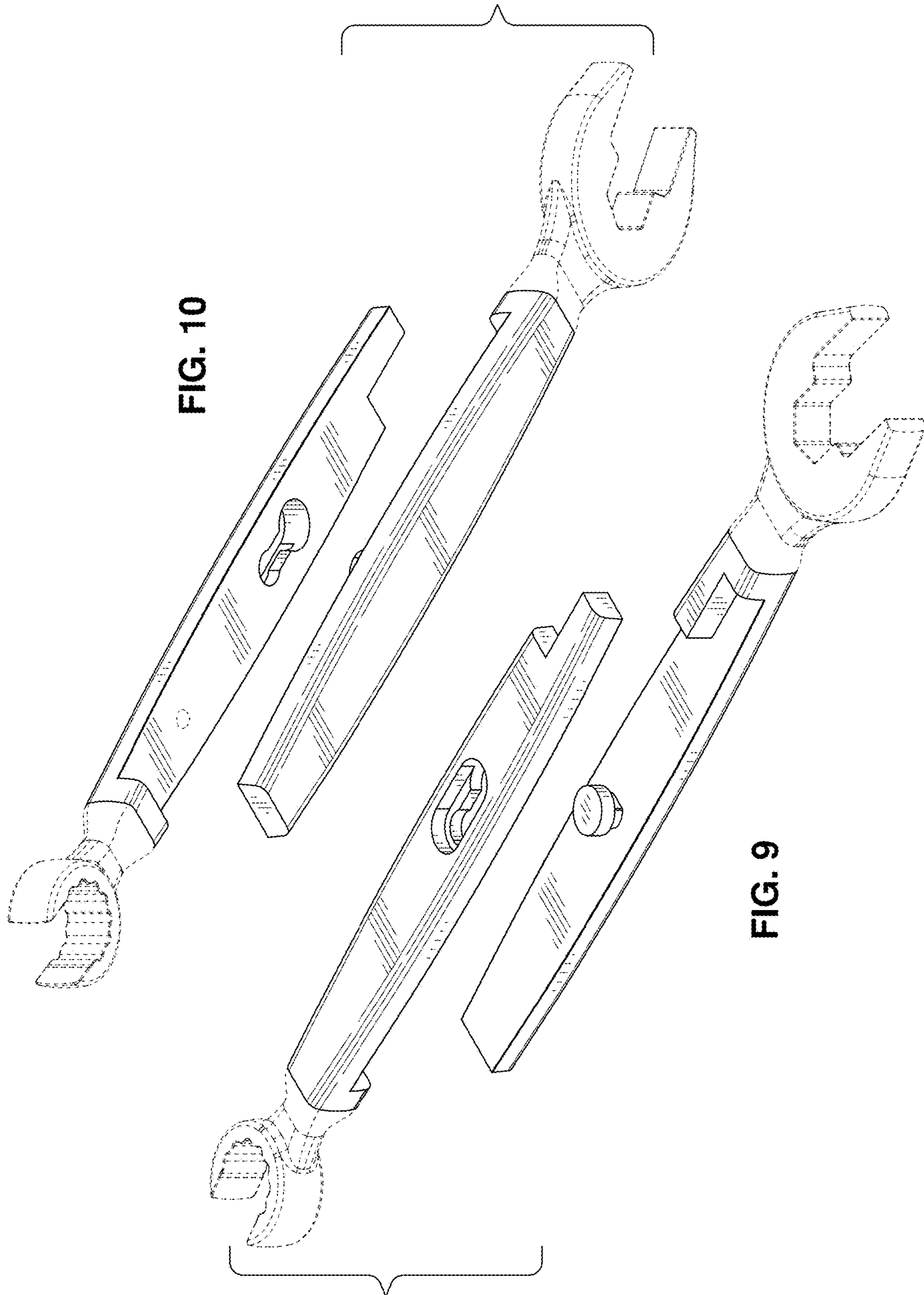


FIG. 10

FIG. 9

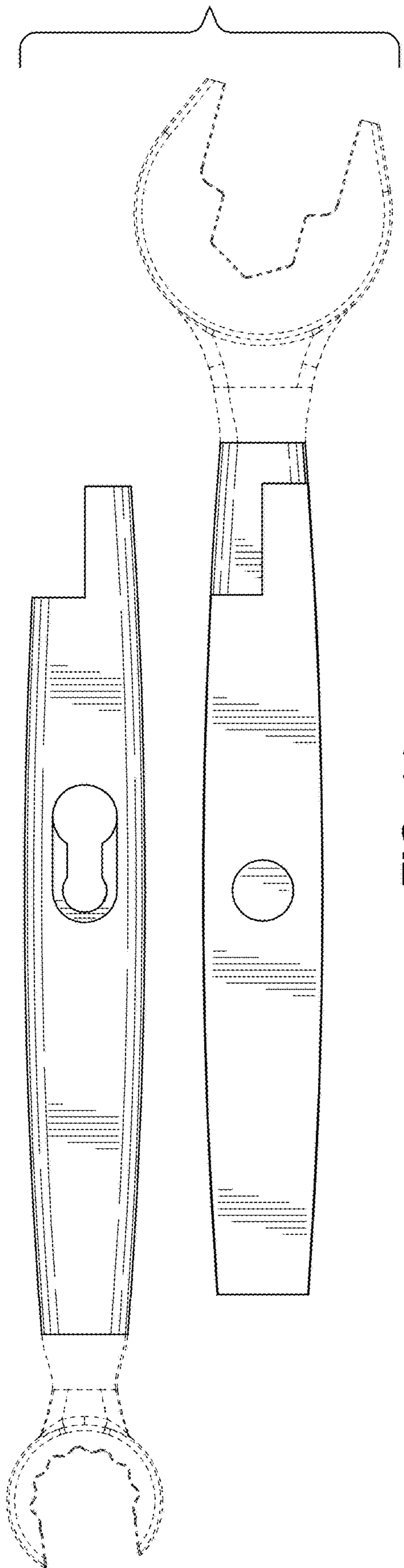


FIG. 11

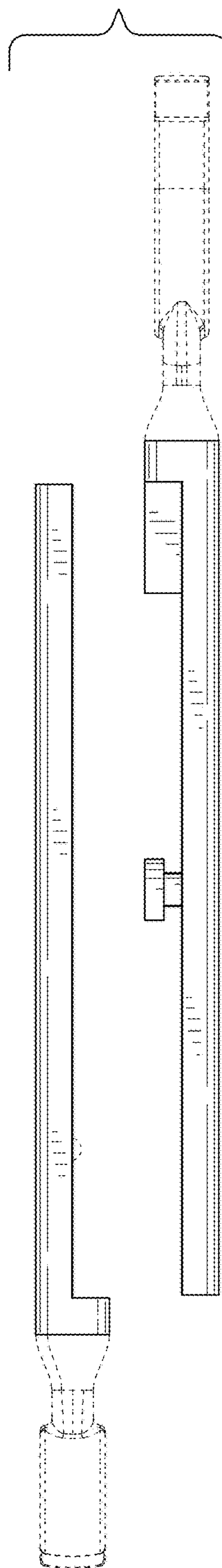


FIG. 12

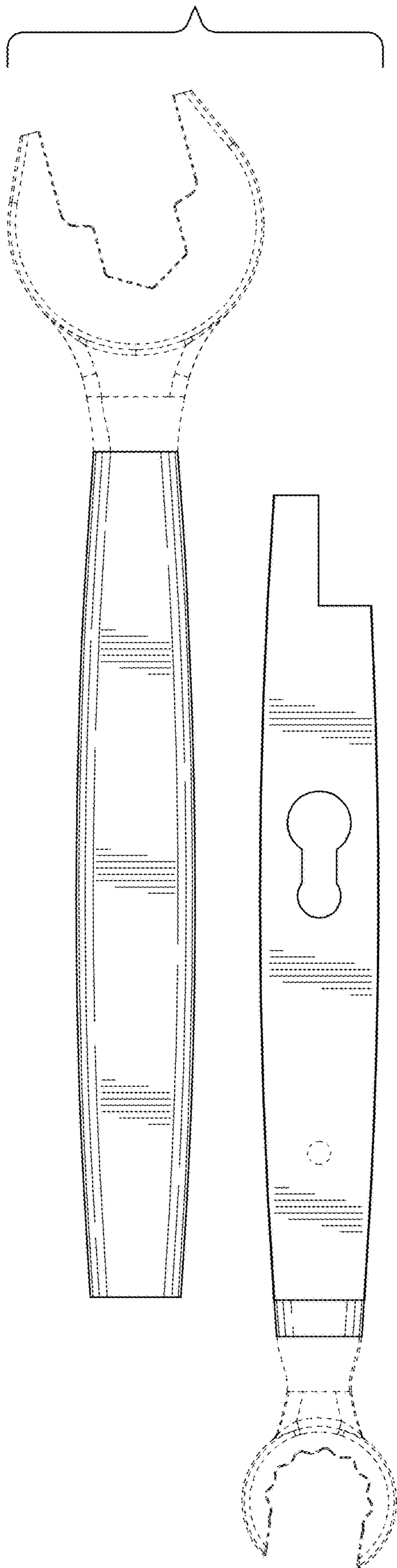


FIG. 13

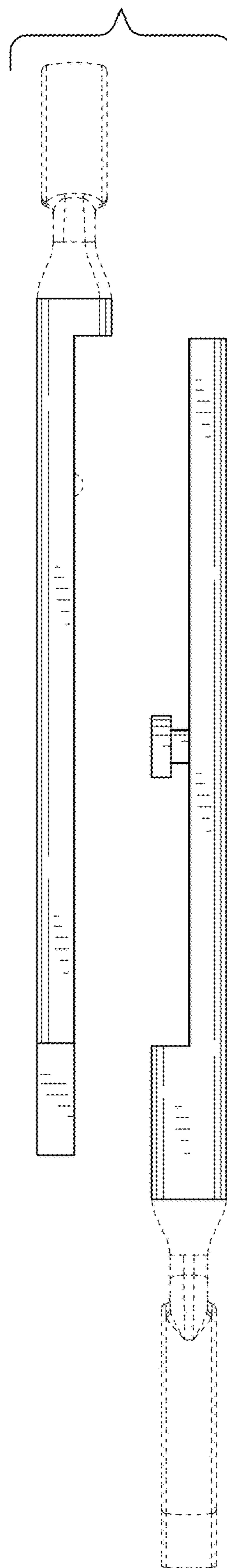
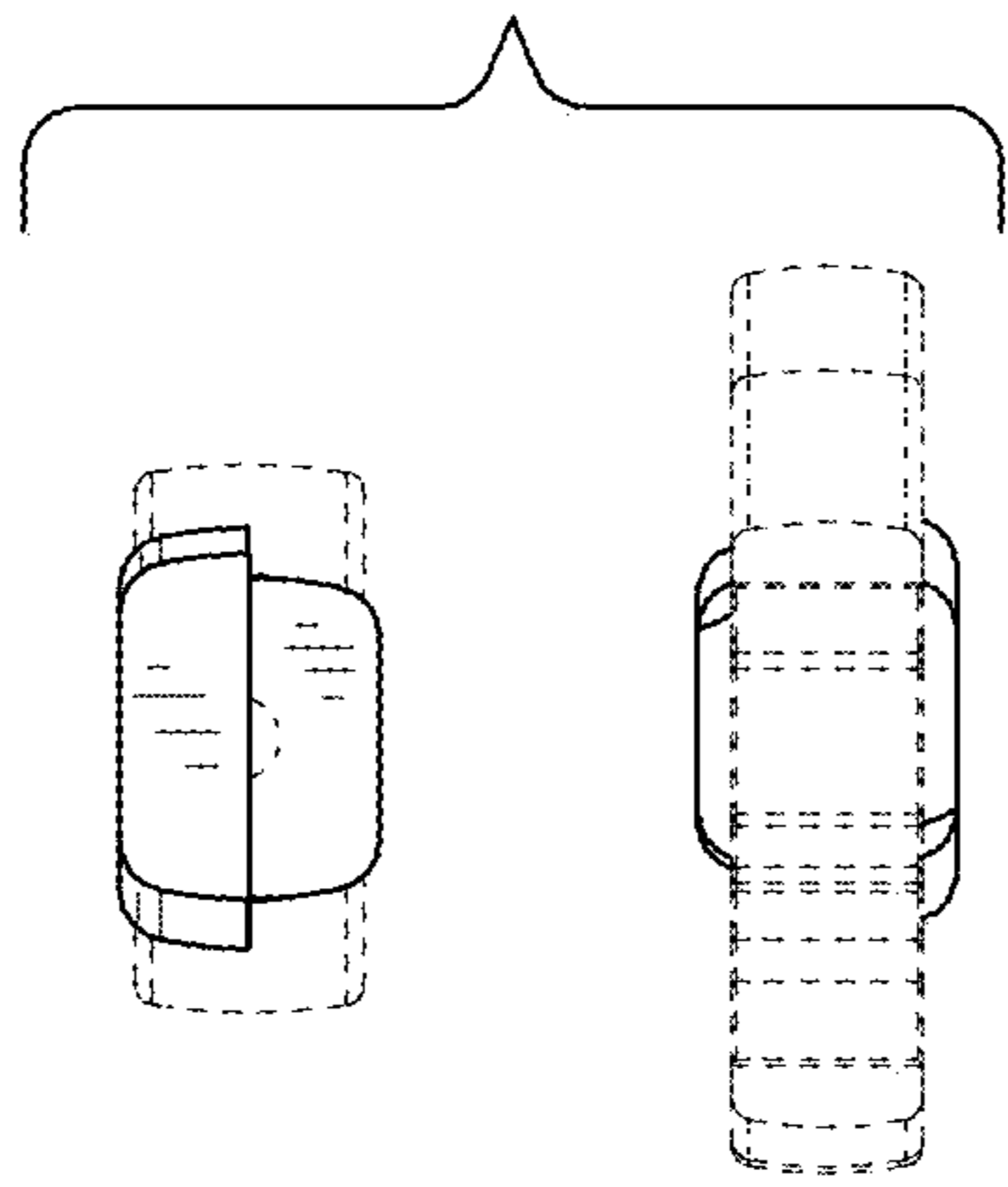
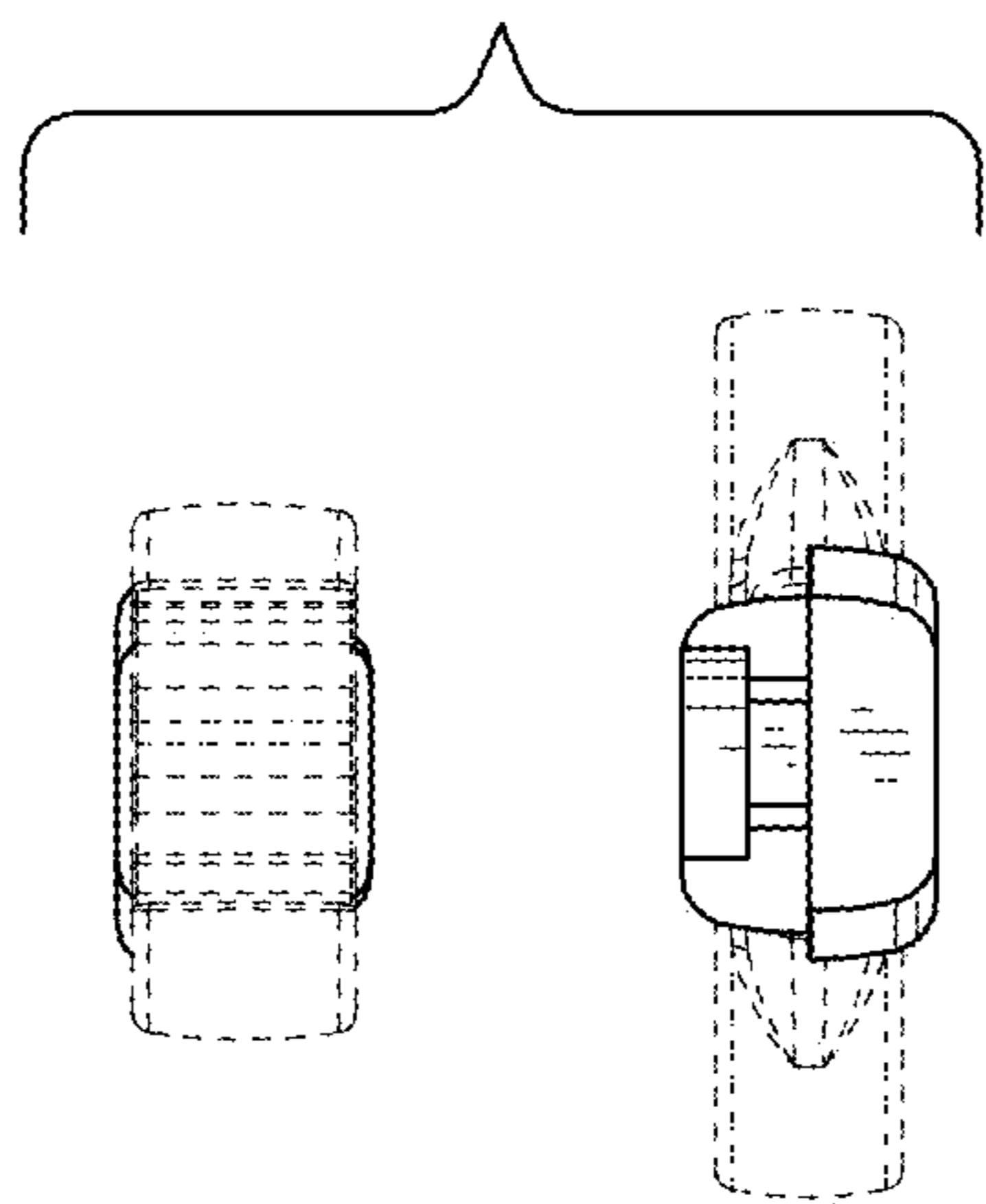


FIG. 14





**FIG. 16**



**FIG. 15**