



US00D917990S

(12) **United States Design Patent**  
**Zhu**

(10) **Patent No.:** **US D917,990 S**

(45) **Date of Patent:** **\*\* May 4, 2021**

(54) **PIZZA CUTTER**

(71) Applicant: **Fuxing Zhu**, Chuangwang Town (CN)

(72) Inventor: **Fuxing Zhu**, Chuangwang Town (CN)

(\*\*) Term: **15 Years**

(21) Appl. No.: **29/739,142**

(22) Filed: **Jun. 23, 2020**

(51) **LOC (13) Cl.** ..... **07-04**

(52) **U.S. Cl.**  
USPC ..... **D7/694**

(58) **Field of Classification Search**  
USPC ..... D7/680-696; D8/98; D3/18  
CPC ..... B26B 25/00; B26B 25/005; B26D 7/2621;  
B26D 7/2635; A47G 21/045  
See application file for complete search history.

(56) **References Cited**

**U.S. PATENT DOCUMENTS**

D448,611 S	10/2001	Ancona et al.	
D461,380 S *	8/2002	Law	D7/694
D509,710 S *	9/2005	Lee	D7/694
7,188,424 B2 *	3/2007	Webster	B26B 25/005 30/164.95
D639,619 S	6/2011	Waege	
D642,879 S	8/2011	Chan	
D737,638 S	9/2015	Roberts et al.	

D760,557 S *	7/2016	Schuler	D7/694
D834,387 S	11/2018	Oas	
2014/0237826 A1 *	8/2014	Dorion	B26B 25/005 30/319

\* cited by examiner

*Primary Examiner* — Terry A Wallace

(74) *Attorney, Agent, or Firm* — Law Offices of Steven W. Weinrieb

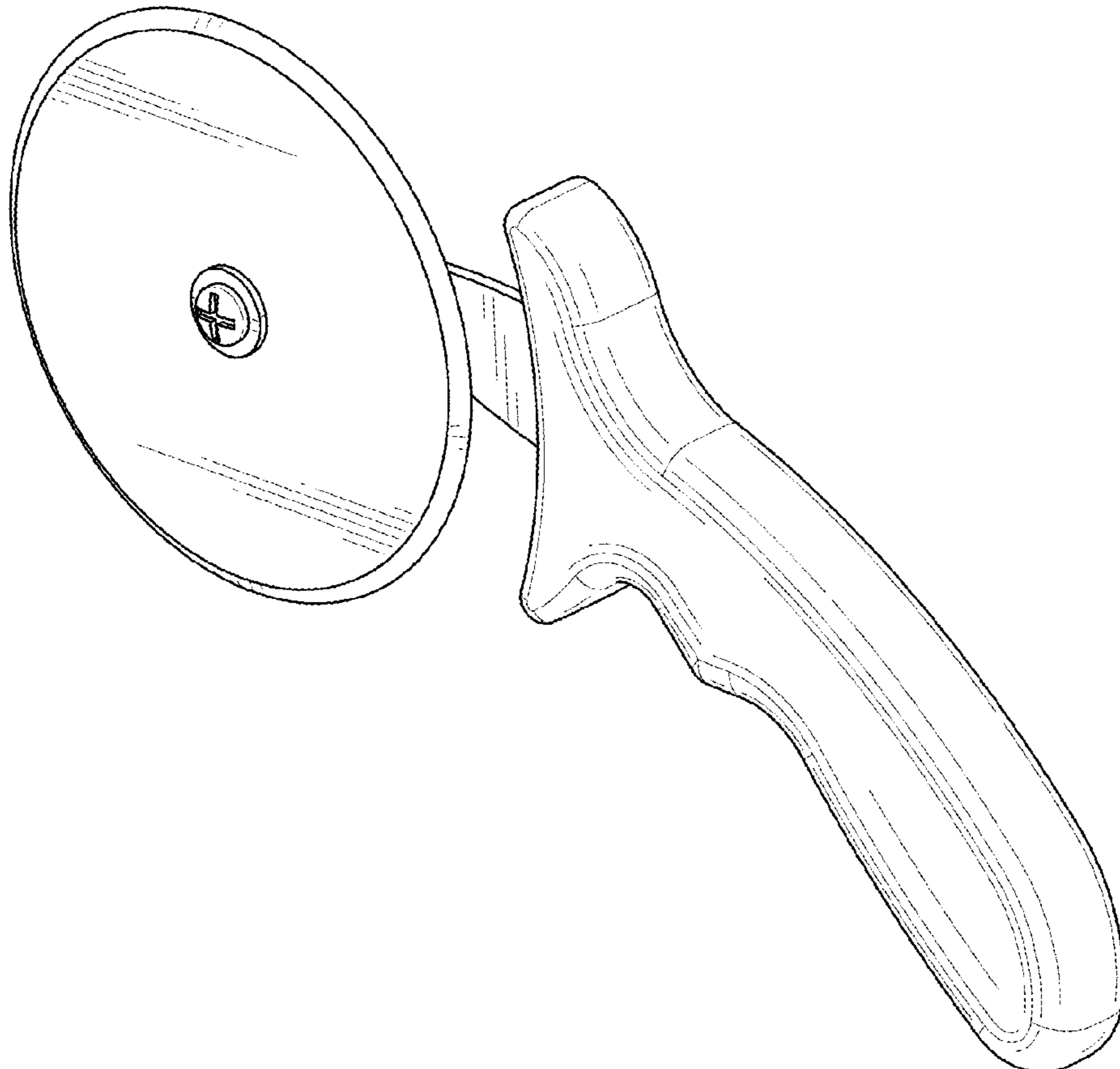
(57) **CLAIM**

The ornamental design for a pizza cutter, as shown and described.

**DESCRIPTION**

FIG. 1 is a front, right side, top perspective view of a pizza cutter showing my new design;  
FIG. 2 is a front elevational view thereof;  
FIG. 3 is a rear elevational view thereof;  
FIG. 4 is a left side elevational view thereof;  
FIG. 5 is a right side elevational view thereof;  
FIG. 6 is a top plan view thereof; and,  
FIG. 7 is a bottom plan view thereof.

**1 Claim, 7 Drawing Sheets**



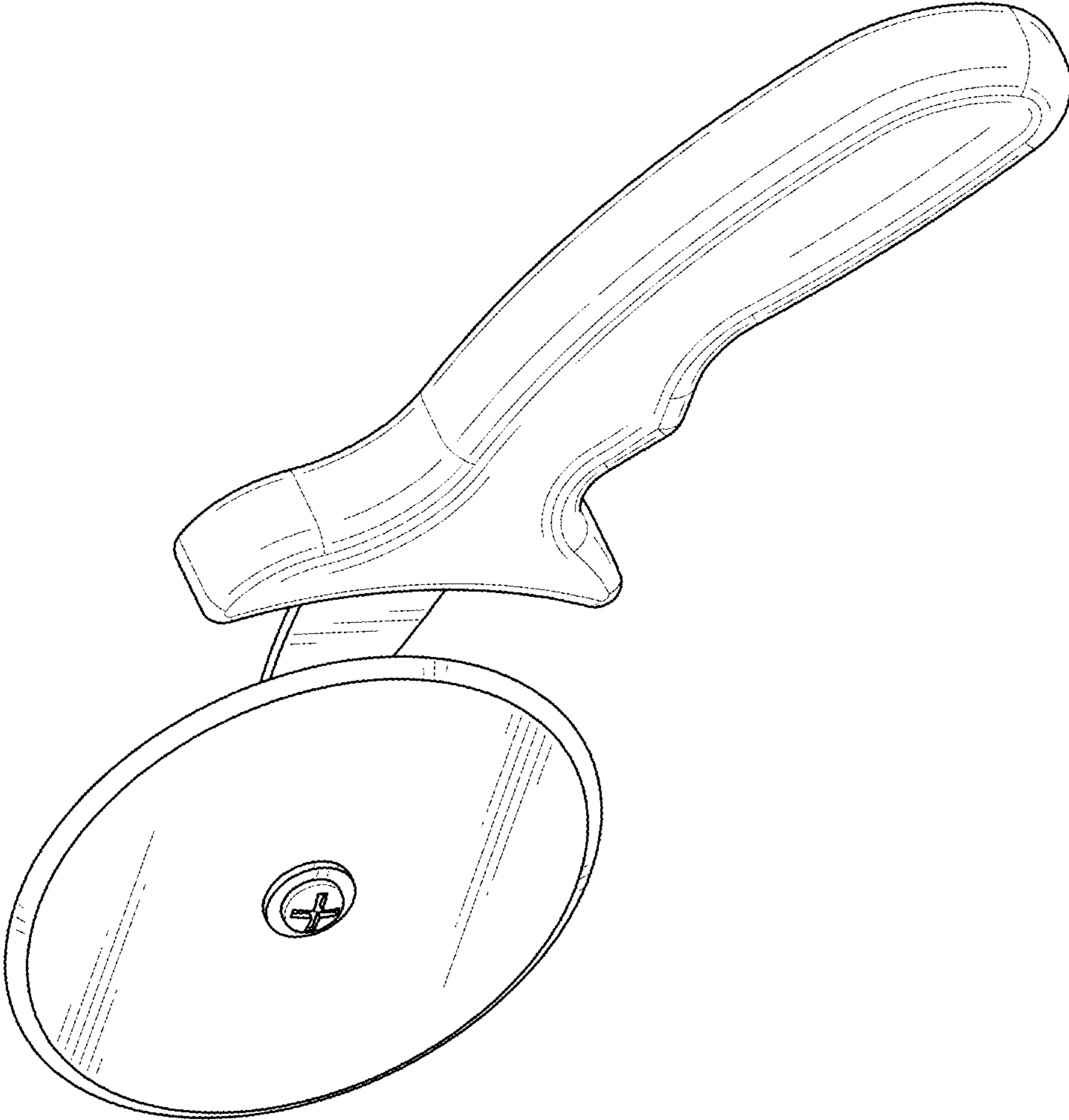


FIG.1

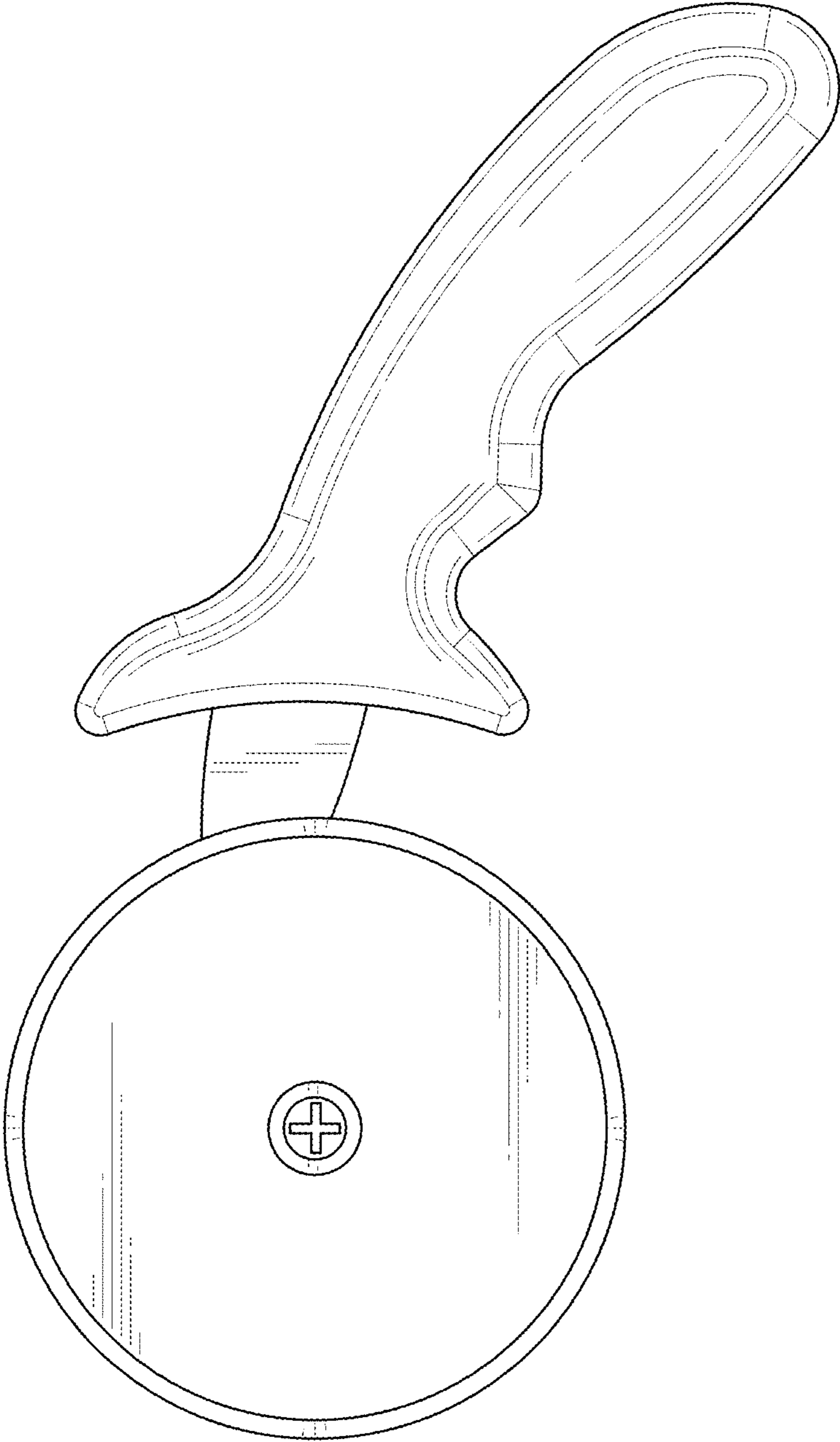


FIG.2

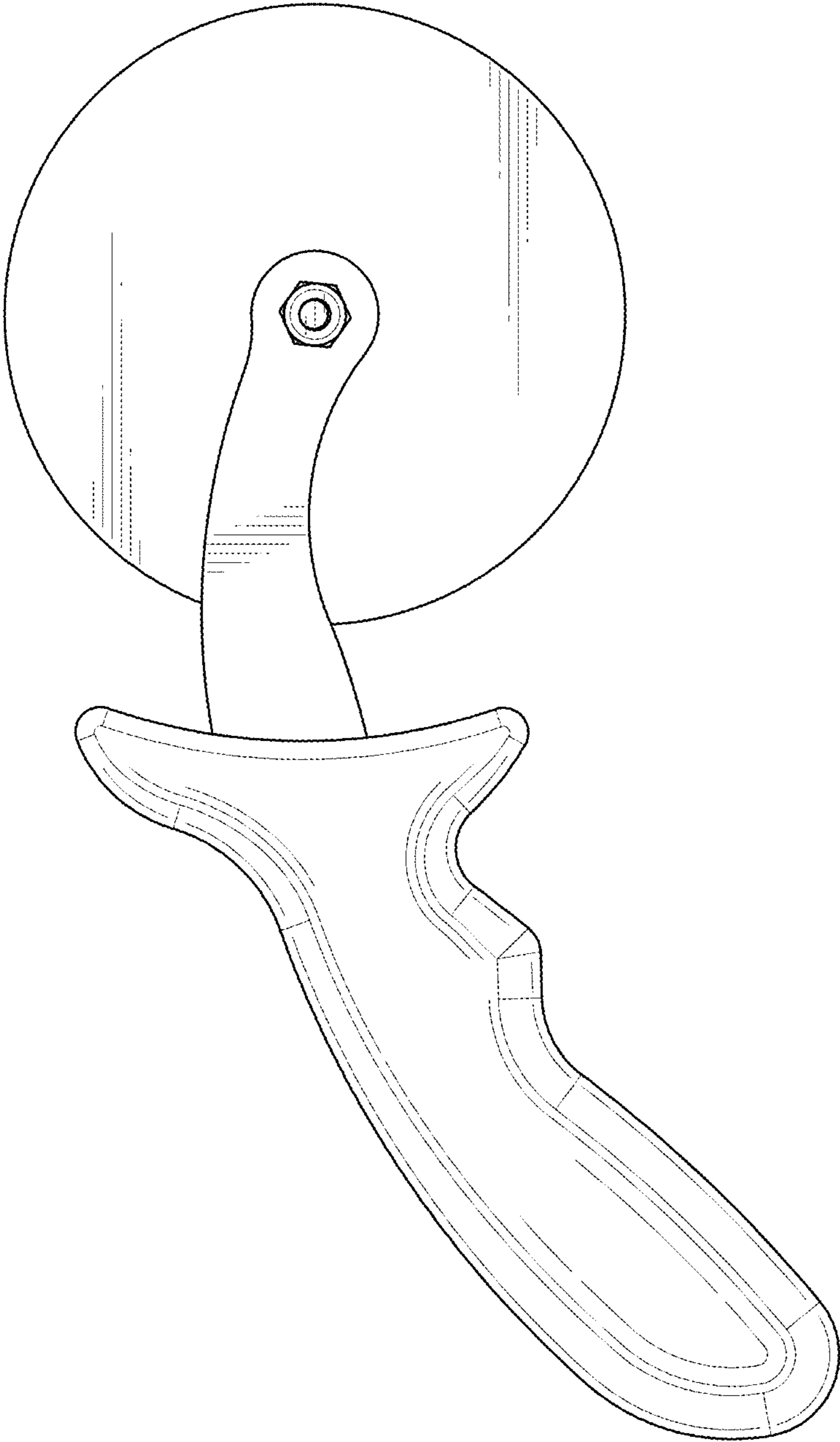


FIG.3

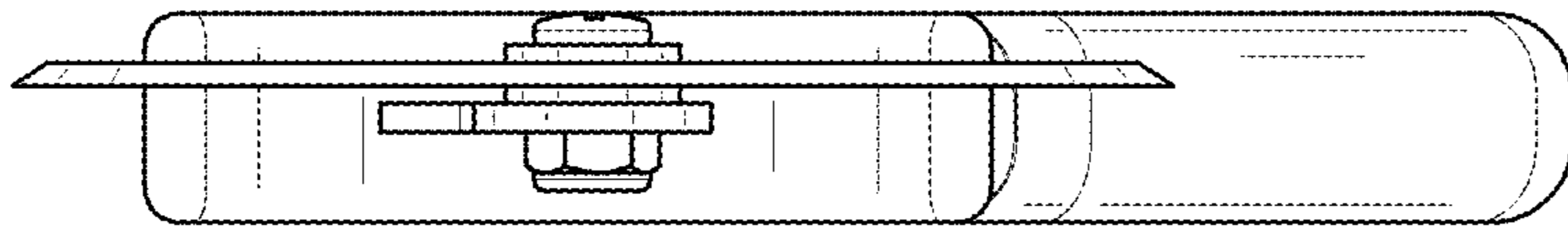


FIG. 4



FIG. 5

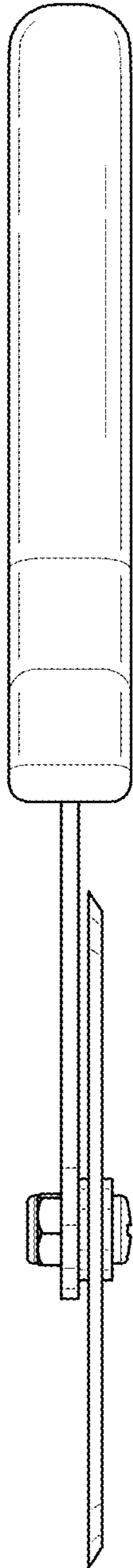


FIG.6

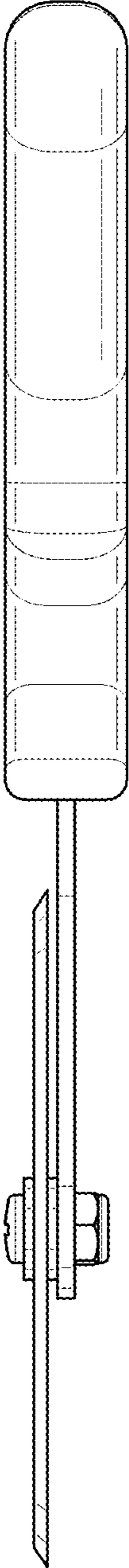


FIG. 7