



US00D917983S

(12) **United States Design Patent** (10) **Patent No.:** **US D917,983 S**
Blakely et al. (45) **Date of Patent:** **** May 4, 2021**

- (54) **UTENSIL HOLDER**
- (71) Applicant: **CAMCO MANUFACTURING, INC.**,
Greensboro, NC (US)
- (72) Inventors: **Brandon Wayne Blakely**, Burlington,
NC (US); **Austin Hugh McGugan**,
Greensboro, NC (US)
- (73) Assignee: **Camco Manufacturing, Inc.**,
Greensboro, NC (US)
- (**) Term: **15 Years**
- (21) Appl. No.: **29/697,783**
- (22) Filed: **Jul. 11, 2019**
- (51) **LOC (13) Cl.** **07-07**
- (52) **U.S. Cl.**
USPC **D7/641**
- (58) **Field of Classification Search**
USPC D3/304, 306, 316; D6/566, 567, 573,
D6/574; D7/631, 637-641; D19/75, 81,
D19/83-86, 90, 92
CPC A47B 88/00; A47G 21/14; A47G 21/16;
A47G 21/184; A47G 23/06; A47G
29/087; A47J 45/02; A47J 47/16; B65D
1/34; B65D 1/36
See application file for complete search history.

- D621,223 S * 8/2010 Bas D7/603
- D644,388 S * 8/2011 Quan D34/1
- D662,785 S * 7/2012 Kern D7/641
- D693,651 S * 11/2013 Slaker D7/640
- D762,980 S * 8/2016 Aller D3/304
- D765,334 S * 8/2016 Donald D32/55
- D775,464 S * 1/2017 Aller D3/304
- D816,934 S * 5/2018 Klipshtein D32/55

* cited by examiner

Primary Examiner — Janice Patyk
(74) *Attorney, Agent, or Firm* — Tuggle Duggins P.A.;
Blake P. Hurt

(57) **CLAIM**

The ornamental design for a utensil holder, as shown and described.

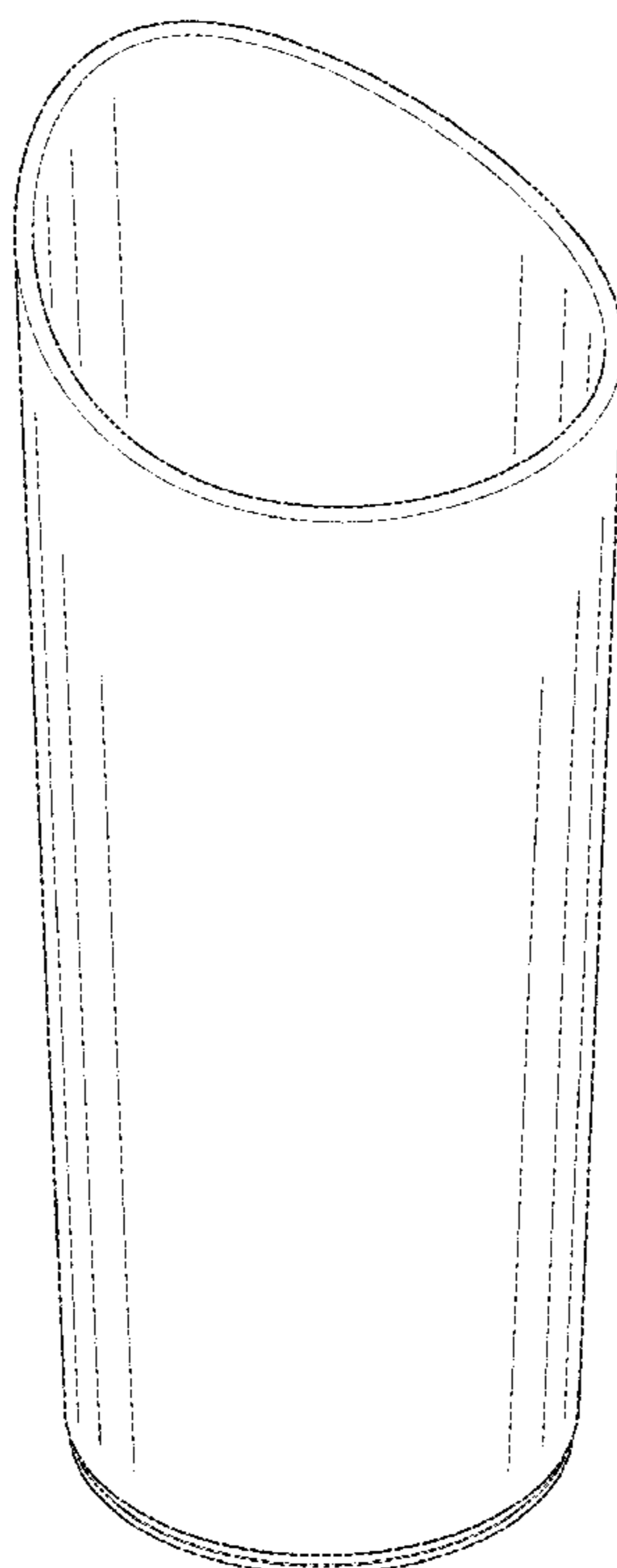
DESCRIPTION

FIG. 1 is a top, front, left side perspective view of a utensil holder showing our new design;
 FIG. 2 is a bottom, rear, right side perspective view thereof;
 FIG. 3 is a front elevational view thereof;
 FIG. 4 is a rear elevational view thereof;
 FIG. 5 is a bottom plan view thereof;
 FIG. 6 is a top plan view thereof;
 FIG. 7 is a left side elevational view thereof, the right side elevational view being a mirror image thereof;
 FIG. 8 is a cross-sectional view thereof, taken along line 8-8 of FIG. 3; and,
 FIG. 9 is an exploded top, front, left side perspective view thereof.

The broken lines in the figures illustrate the portions of the design that form no part of the claimed design.

1 Claim, 9 Drawing Sheets

- (56) **References Cited**
U.S. PATENT DOCUMENTS
D456,211 S * 4/2002 Price D7/509
D506,644 S * 6/2005 Poupel D11/152






FIG. 1




FIG. 2




FIG. 3




FIG. 4

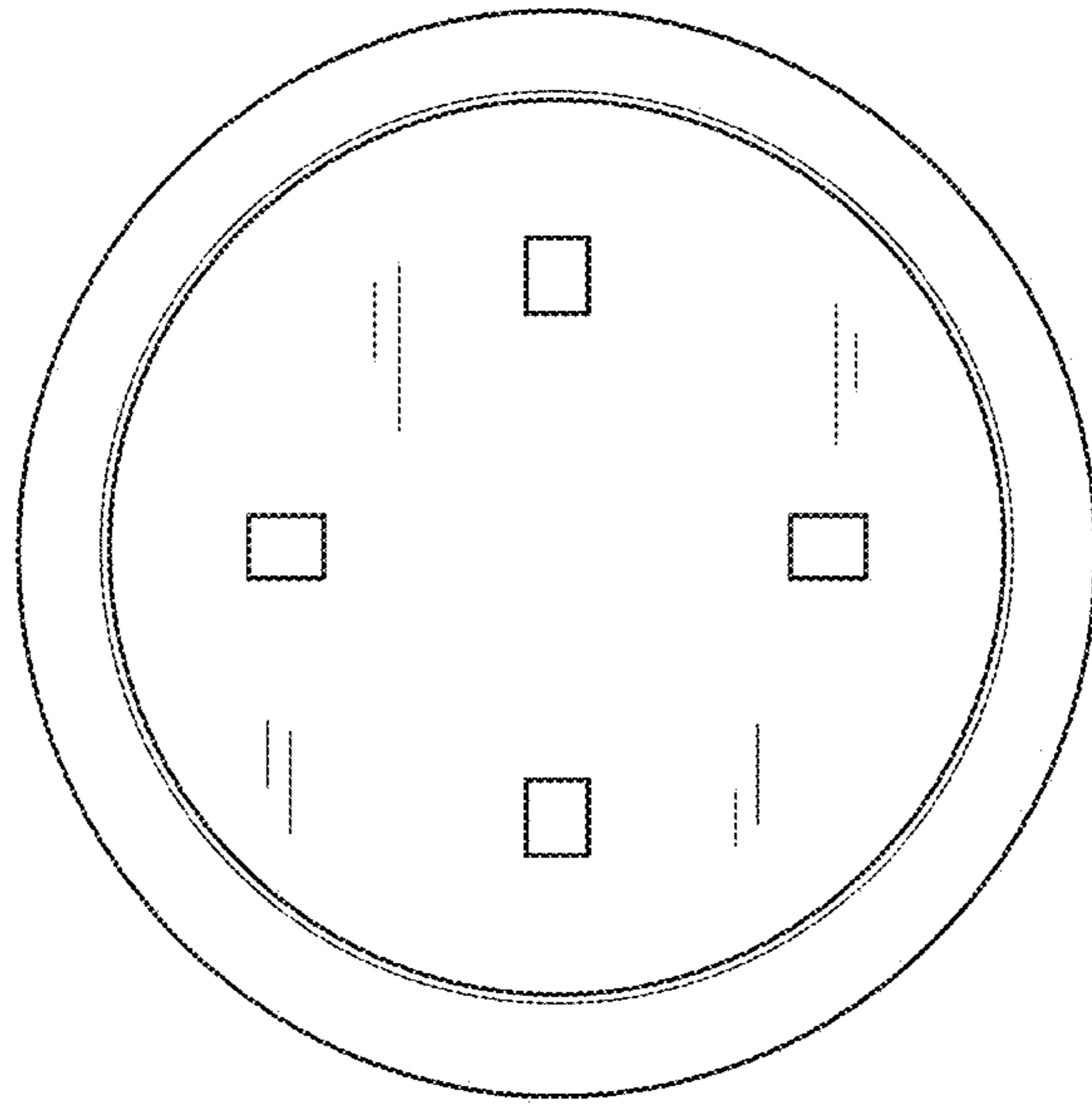


FIG. 5

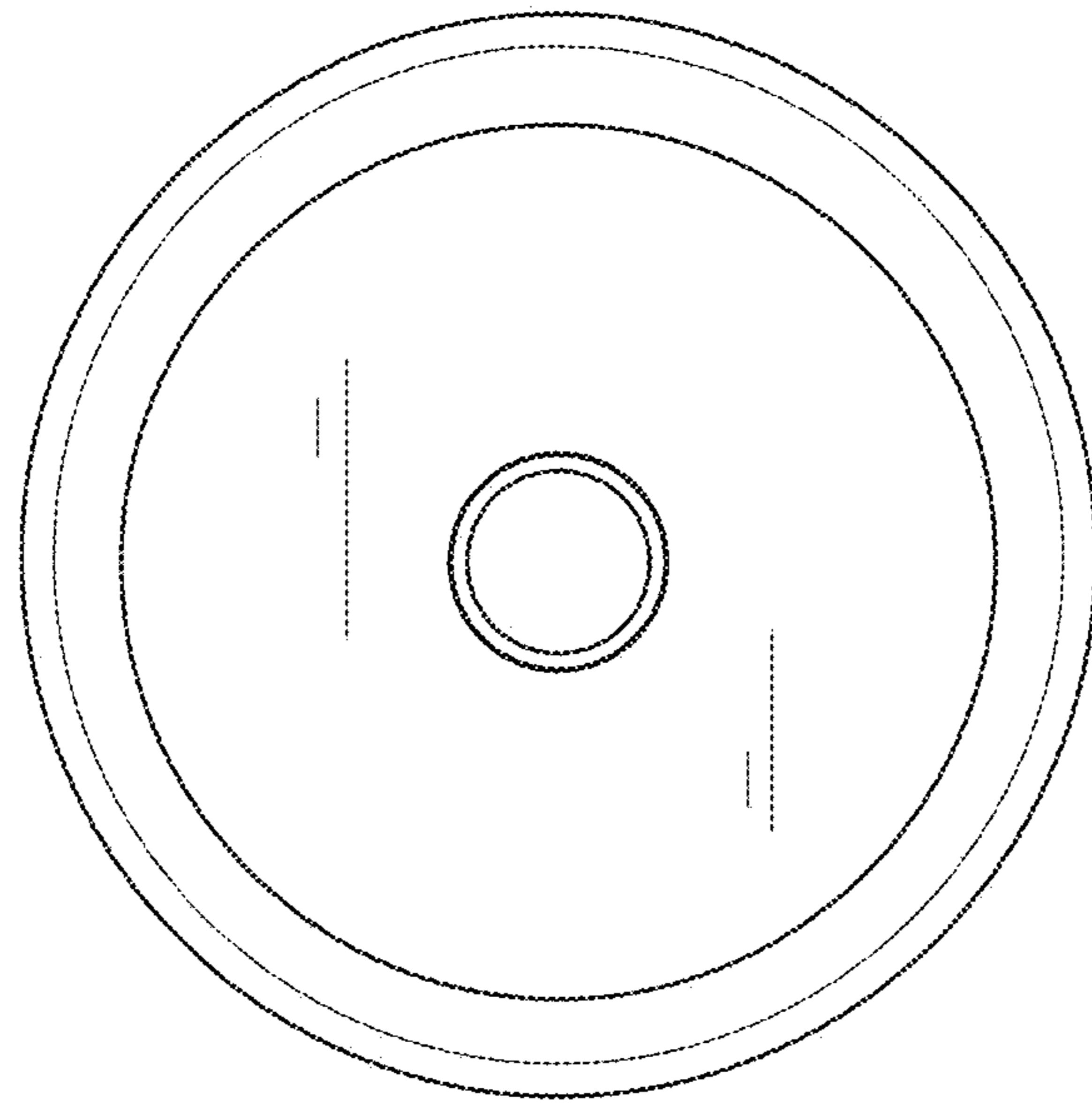


FIG. 6




FIG. 7




FIG. 8

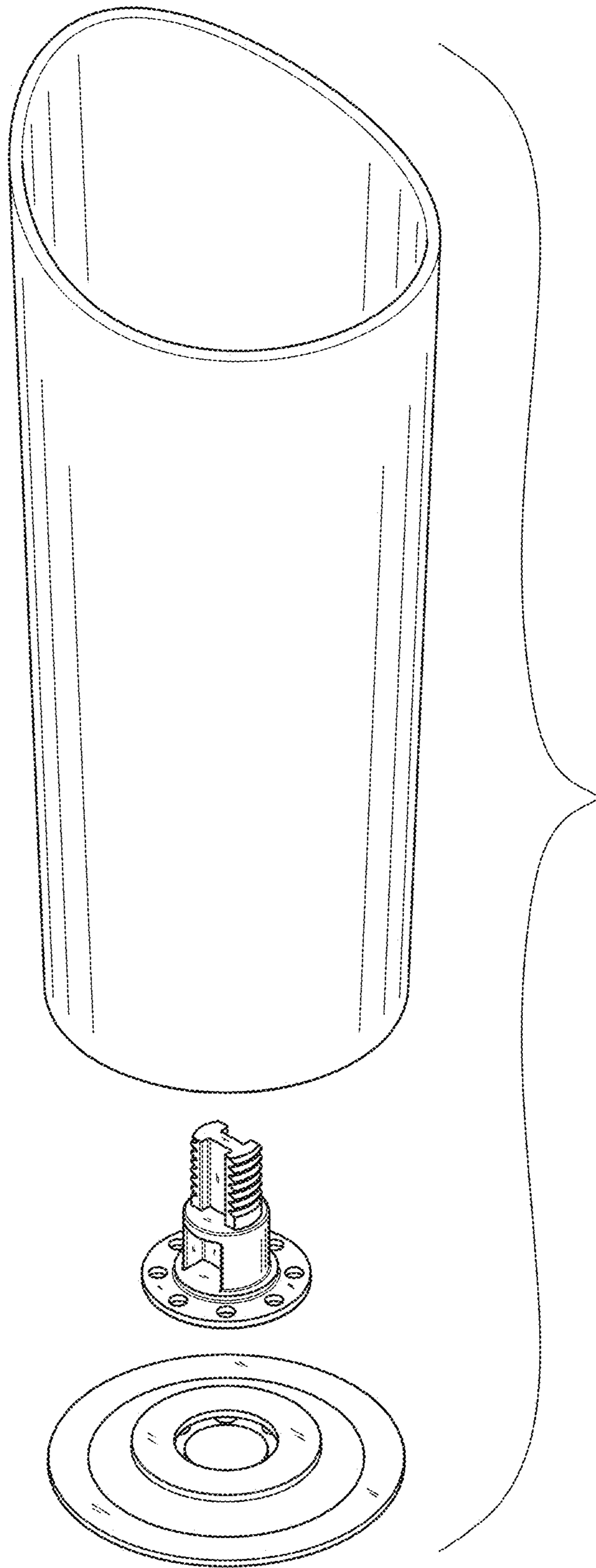


FIG. 9