



US00D917969S

(12) **United States Design Patent** (10) **Patent No.:** **US D917,969 S**
Eyal (45) **Date of Patent:** **** May 4, 2021**

- (54) **BEVERAGE CONTAINER**
- (71) Applicant: **ETS EXPRESS, INC.**, Oxnard, CA (US)
- (72) Inventor: **Sharon Eyal**, Oxnard, CA (US)
- (73) Assignee: **ETS EXPRESS, INC.**, Oxnard, CA (US)
- (**) Term: **15 Years**
- (21) Appl. No.: **29/647,232**
- (22) Filed: **May 10, 2018**
- (51) **LOC (13) Cl.** **07-01**
- (52) **U.S. Cl.**
USPC **D7/511**; D7/523; D9/549
- (58) **Field of Classification Search**
USPC ... D7/509-511, 543, 396.2, 300, 300.1, 608, D7/605, 523; D9/516, 529, 541, 544, D9/545, 546, 549, 559
CPC A47G 19/22; A47G 19/2205; A47G 19/2272; A47G 19/2288; A47G 19/2222; A45F 3/16; A45F 3/18; A45F 22/00; A45F 22/0583; B65D 43/00; B65D 23/102; B65D 41/26; B65D 41/04; B65D 1/02; B65D 1/06
See application file for complete search history.

- D828,175 S * 9/2018 Furneaux D9/544
- D832,058 S * 10/2018 Pisarevsky D7/608
- D839,673 S * 2/2019 Meyers D7/510
- D862,993 S * 10/2019 Allsop D7/608
- D867,068 S * 11/2019 Jacobsen D7/511
- D877,571 S * 3/2020 Eyal D7/532
- D878,868 S * 3/2020 Pisarevsky D7/511
- 2011/0271978 A1* 11/2011 Bae A46B 11/00 132/293
- 2018/0353011 A1* 12/2018 Pinelli C25D 7/04

* cited by examiner

Primary Examiner — Susan E Krakower
Assistant Examiner — Andrew Kerr
(74) *Attorney, Agent, or Firm* — Kleinberg & Lerner, LLP; Marvin H. Kleinberg; Marshall A. Lerner

(57) **CLAIM**

The ornamental design for a beverage container, as shown and described.

DESCRIPTION

FIG. 1 is a front perspective view of a beverage container showing my new design;
FIG. 2 is a front elevation view thereof;
FIG. 3 is a rear elevation view thereof;
FIG. 4 is a left side elevation view thereof;
FIG. 5 is a right side elevation view thereof;
FIG. 6 is a top plan view thereof;
FIG. 7 is a bottom plan view thereof;
FIG. 8 is a front perspective view of the beverage container without the lid portion to show aspects of the design that are not visible when combined;
FIG. 9 is a front elevation view thereof;
FIG. 10 is a rear elevation view thereof;
FIG. 11 is a left side elevation view thereof;
FIG. 12 is a right side elevation view thereof;
FIG. 13 is a top plan view thereof; and,
FIG. 14 is a bottom plan view thereof.

1 Claim, 8 Drawing Sheets

- (56) **References Cited**
U.S. PATENT DOCUMENTS
D406,062 S * 2/1999 Brewer D9/520
D409,451 S * 5/1999 Kato D7/608
D546,183 S * 7/2007 Clutter D9/500
D651,086 S * 12/2011 Gullickson D9/504
D696,945 S * 1/2014 Newman D9/500
D731,856 S * 6/2015 Hill B65D 47/32 D7/532
D804,906 S * 12/2017 Diener D7/510
D826,052 S * 8/2018 Harris D9/500




FIG. 1




FIG. 2




FIG. 3




FIG. 4





FIG. 5



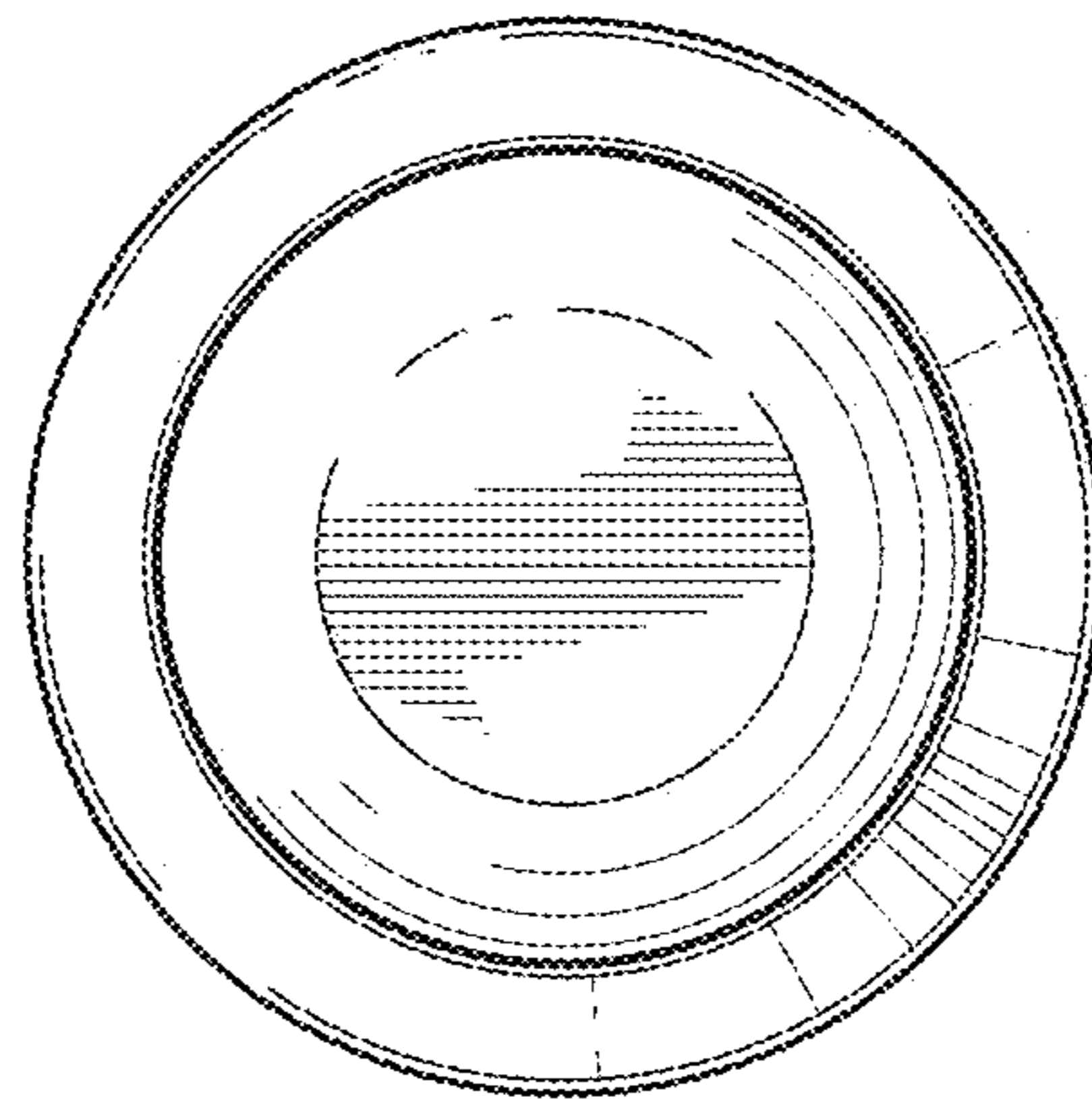


FIG. 6

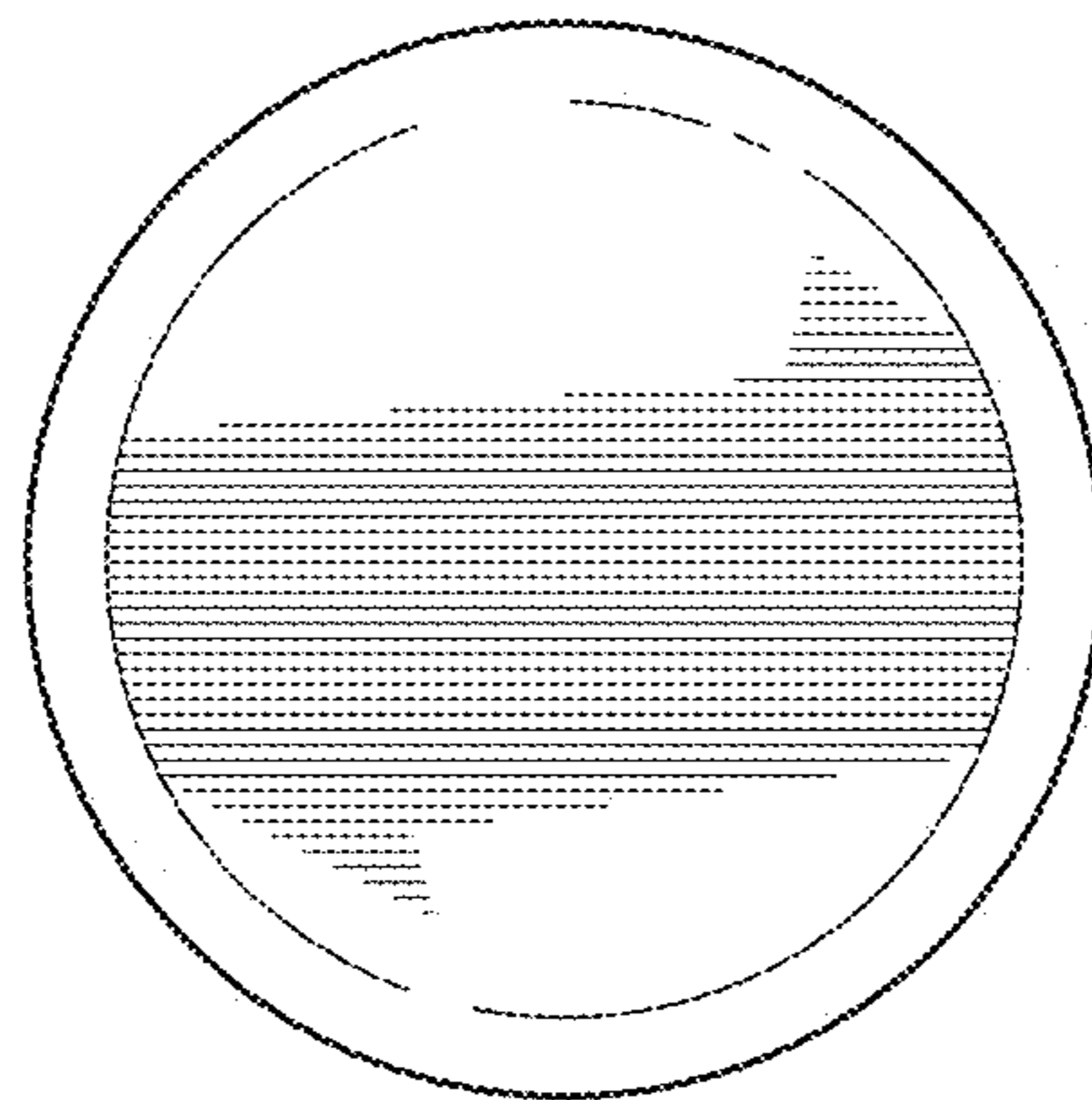


FIG. 7

FIG. 8

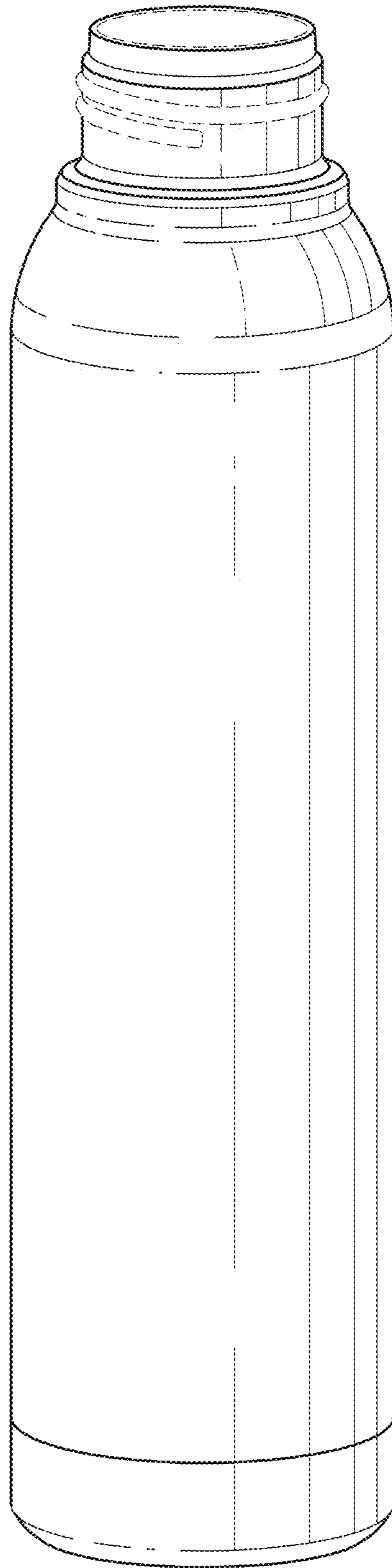


FIG. 9




FIG. 10




FIG. 11





FIG. 12



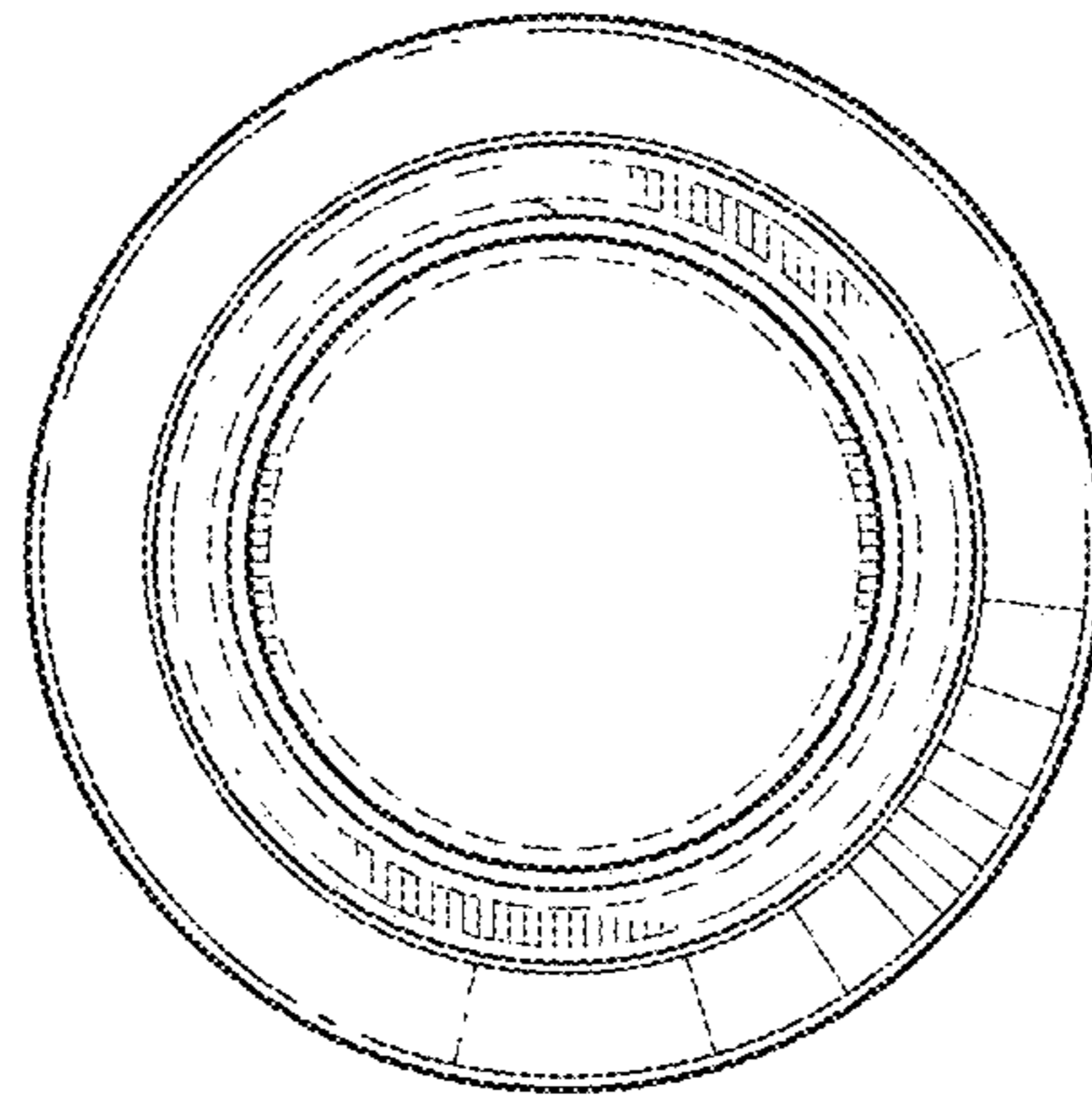


FIG. 13

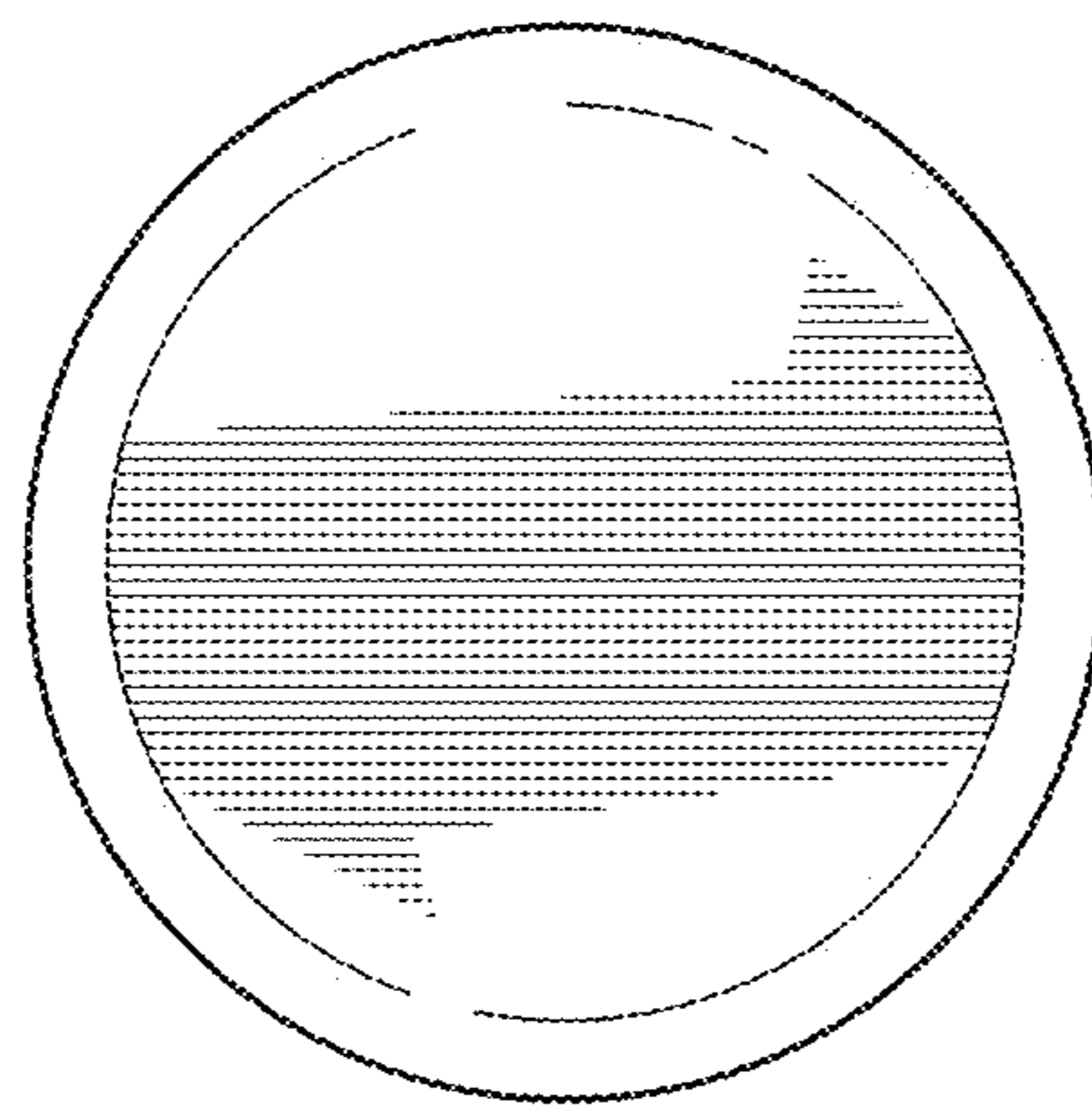


FIG. 14