



US00D917943S

(12) **United States Design Patent** (10) **Patent No.:** **US D917,943 S**
Barre et al. (45) **Date of Patent:** **** May 4, 2021**

(54) **FRAME SUPPORT OF STORAGE UNIT**

(71) Applicant: **NEATFREAK GROUP INC.,**
Mississauga (CA)

(72) Inventors: **Bertrand Barre**, Lapeyrouse (FR);
Francis Lepage, Dommartin (FR); **Yan Feng**,
Mississauga (CA); **Dana Musat**,
Mississauga (CA)

(73) Assignee: **NEATFREAK GROUP INC.,**
Mississauga (CA)

(**) Term: **15 Years**

(21) Appl. No.: **29/696,350**

(22) Filed: **Jun. 27, 2019**

(51) **LOC (13) Cl.** **06-06**

(52) **U.S. Cl.**
USPC **D6/702**

(58) **Field of Classification Search**
USPC D6/702, 706, 708, 709, 682.3, 683, 512,
D6/552-553; D8/349, 354, 373;
D25/119

CPC A47F 7/00; A47F 7/0021; A47B 47/00;
A47B 47/0008; A47B 47/0016; A47B
47/0025; A47B 47/0033; A47B 47/0091;
A47B 96/06; A47B 96/066

See application file for complete search history.

(56) **References Cited**

U.S. PATENT DOCUMENTS

D350,921 S *	9/1994	Carroll	D12/114
D392,933 S *	3/1998	Mattila	D12/223
D402,490 S *	12/1998	Parham	D6/702
D405,632 S *	2/1999	Parham	D6/702
D409,078 S *	5/1999	Bolt	D8/354
D571,198 S *	6/2008	Lee	D9/432
D576,472 S *	9/2008	Gaiardo	D8/354
D600,363 S *	9/2009	Svedberg	D25/133
D614,885 S *	5/2010	Haaf, Jr.	D6/381

D740,367 S *	10/2015	White	D20/41
D764,070 S *	8/2016	Lussier	D25/38.1
D775,512 S *	1/2017	White	D8/354
D789,024 S *	6/2017	Baruck	D99/43
D802,973 S *	11/2017	Chang	D6/708.17
D825,317 S *	8/2018	Klein	D8/354

(Continued)

OTHER PUBLICATIONS

Amazon, Inc.; Whitmor Deluxe Double Rod Adjustable Closet Organization System; URL: <https://www.amazon.com/dp/B00DBRL4N6/>; at least as early as May 16, 2014; Amazon Inc., Seattle, Washington.

(Continued)

Primary Examiner — Kelley A Donnelly

(74) *Attorney, Agent, or Firm* — Patzik, Frank & Samotny Ltd.

(57) **CLAIM**

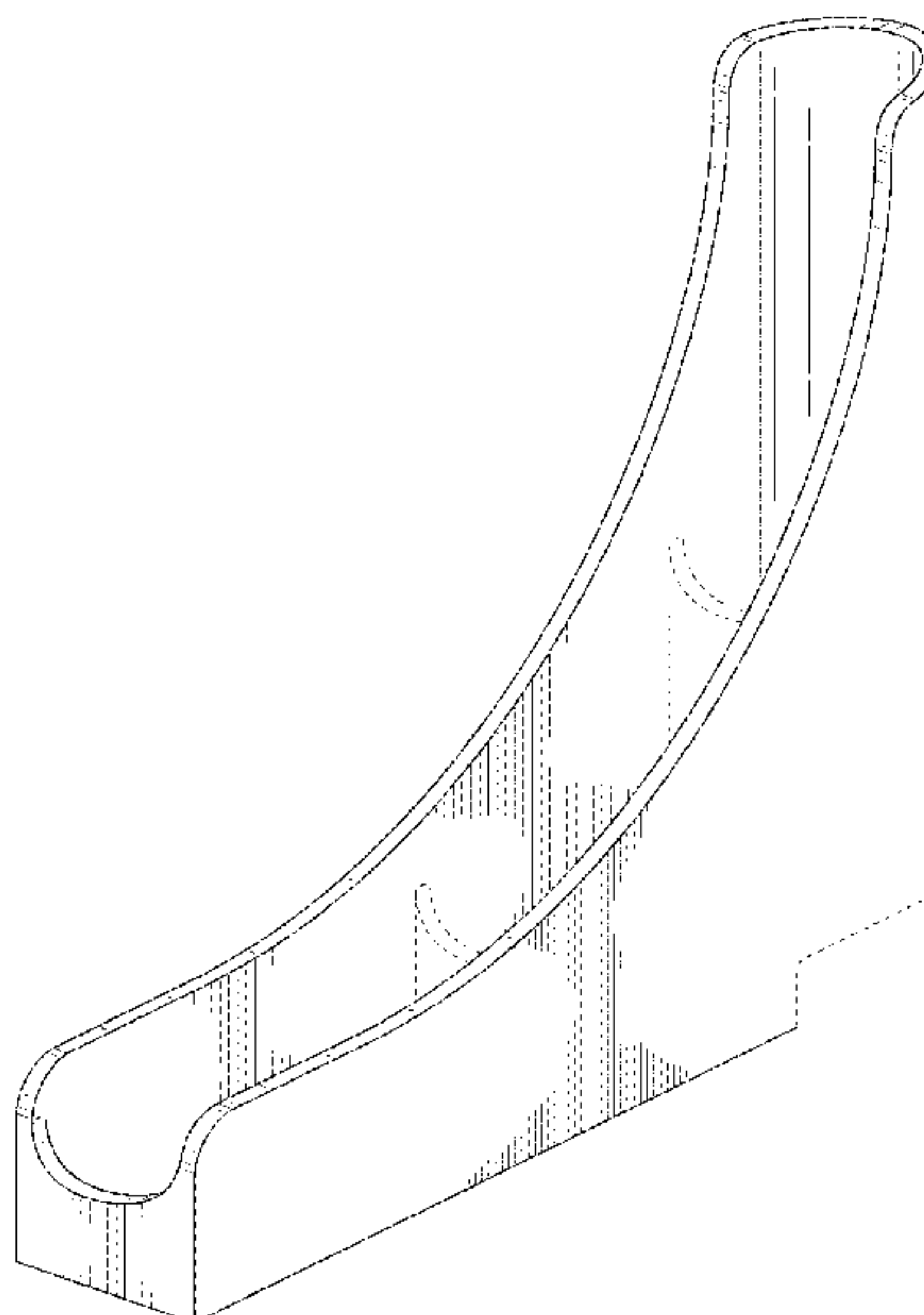
The ornamental design for a frame support of storage unit, as shown and described.

DESCRIPTION

FIG. 1 is a front perspective view of the frame support of storage unit of the present invention;
FIG. 2 is a front elevation view of the frame support of storage unit of the present invention;
FIG. 3 is a rear elevation view of the frame support of storage unit of the present invention;
FIG. 4 is a left-side elevation view of the frame support of storage unit of the present invention, the right-side elevation view being a mirror image thereof;
FIG. 5 is a top plan view of the frame support of storage unit of the present invention; and,
FIG. 6 is a bottom plan view of the frame support of storage unit of the present invention.

The portions of the frame support of storage unit shown in broken lines form no part of the claimed design.

1 Claim, 4 Drawing Sheets



(56)

References Cited

U.S. PATENT DOCUMENTS

D825,968 S * 8/2018 Yamamoto D6/702
D826,606 S * 8/2018 Louthan, Jr. D6/702
D864,855 S * 10/2019 Sinai D13/102
D894,879 S * 9/2020 Fehr D14/238
D902,707 S * 11/2020 Postlewait D9/415
2006/0169659 A1 8/2006 Robinson et al.
2008/0000863 A1 1/2008 DiBello
2010/0176697 A1 7/2010 Fuerstenau
2019/0185200 A1* 6/2019 Ertl B65D 5/68

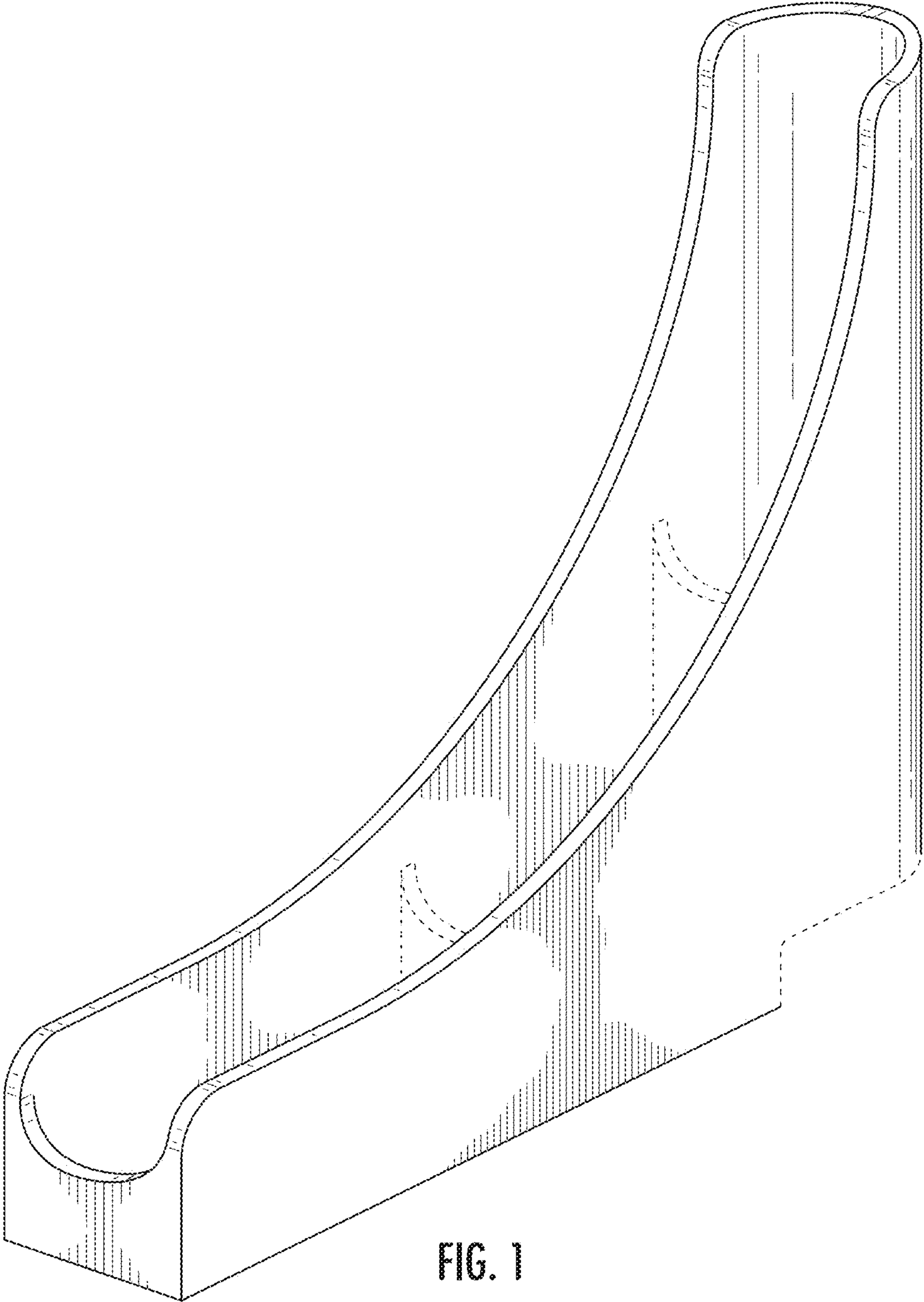
OTHER PUBLICATIONS

Whitmor, Inc.; 6779-3044 Double Rod Standing Closet; Oct. 24, 2011, Whitmor, Inc., Southaven Mississippi.

Barre, Bertrand et al., U.S. Appl. No. 16/426,185 entitled "Reconfigurable Modular Storage System" filed May 30, 2019, having a common applicant, assignee and inventors with the present application.

Barre, Bertrand et al., U.S. Appl. No. 29/696,348 entitled "End Frame of Storage Unit" filed Jun. 27, 2019, having a common applicant, assignee and inventors with the present application.

* cited by examiner



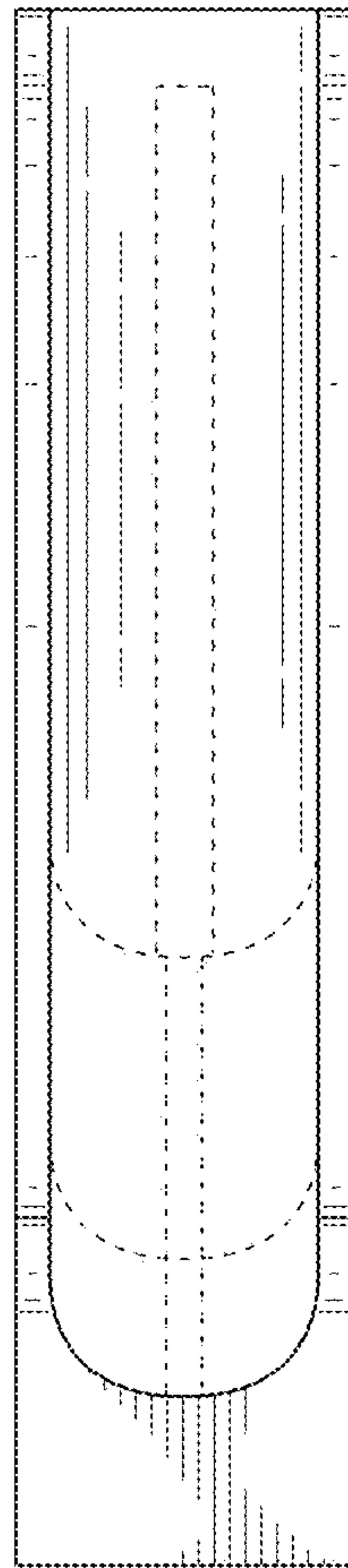


FIG. 2




FIG. 3

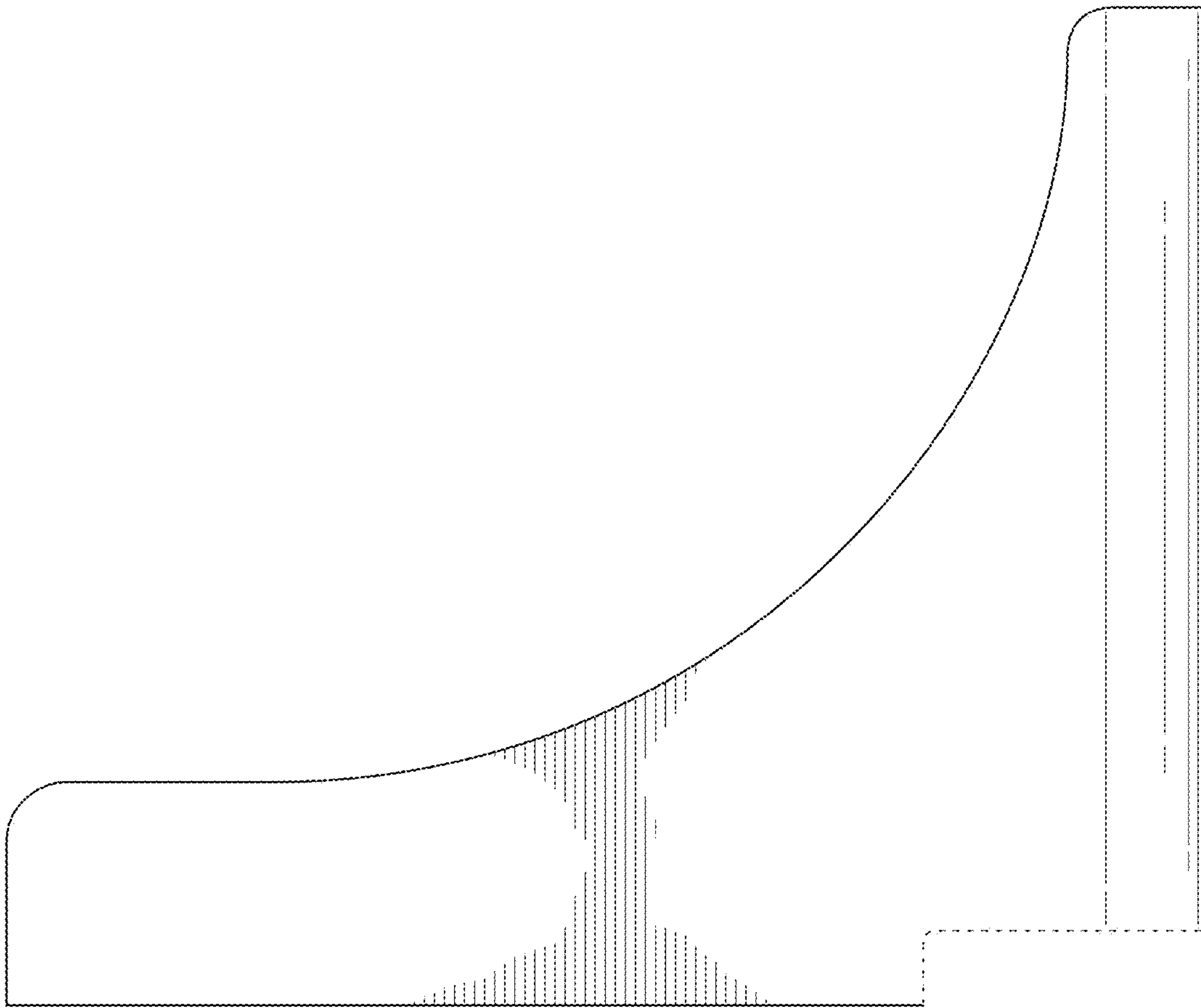


FIG. 4

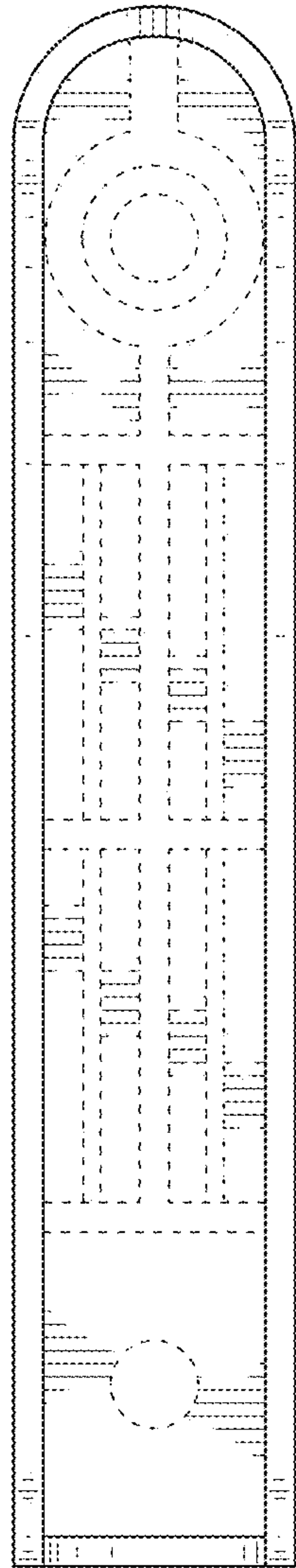


FIG. 5




FIG. 6