



US00D917934S

(12) **United States Design Patent** (10) **Patent No.:** **US D917,934 S**
Chu (45) **Date of Patent:** **** May 4, 2021**

(54) **L SHAPED DESK**
(71) Applicant: **Huilong Chu**, Nan'an (CN)
(72) Inventor: **Huilong Chu**, Nan'an (CN)
(**) Term: **15 Years**
(21) Appl. No.: **29/743,655**
(22) Filed: **Jul. 23, 2020**
(51) **LOC (13) Cl.** **06-03**
(52) **U.S. Cl.**
USPC **D6/648**
(58) **Field of Classification Search**
USPC ... D6/641, 642, 644, 647, 648, 648.1-648.4,
D6/650, 650.1
CPC A47B 7/00; A47B 13/00; A47B 13/02;
A47B 13/04; A47B 13/06; A47B 13/08;
A47B 13/10; A47B 13/12; A47B 17/00;
A47B 17/003; A47B 17/006; A47B
17/033; A47B 17/06; A47B 2021/0307;
A47B 2021/0321; A47B 2021/0335;
A47B 2021/0364
See application file for complete search history.

(56) **References Cited**
U.S. PATENT DOCUMENTS
3,719,407 A * 3/1973 Woods A47B 63/06
312/197
D384,833 S * 10/1997 Kelley D6/642
D431,129 S * 9/2000 Brandenburg D6/648
D469,269 S 1/2003 Tzeng
D495,525 S 9/2004 Chang
7,111,564 B2 * 9/2006 Chang A47B 13/06
108/155
D598,676 S * 8/2009 Sexton A47B 13/06
D6/648

D626,766 S 11/2010 Sexton
D798,084 S * 9/2017 Acuff A47B 63/06
D6/641
D882,300 S 4/2020 Li
D891,823 S * 8/2020 Li D6/648.3
2006/0042523 A1 * 3/2006 Chang A47B 13/06
108/155

OTHER PUBLICATIONS

Mayfield 60-in Traditional L-shaped Desk—Lowe's <https://www.lowes.com/pd/Bush-Furniture-Jamestown-Traditional-Pure-White-L-Shaped-Desk/1001706620> retrieved from the internet on Jan. 5, 2021.*
L Shaped Gaming Desk—9 Best L Shaped Desks For 2020, p. 23, btod.com <https://www.btod.com/blog/best-l-shaped-desk/> retrieved from the internet on Jan. 5, 2021.*

* cited by examiner

Primary Examiner — Mary Ann Calabrese
(74) *Attorney, Agent, or Firm* — Runit Ranjit Kanakia

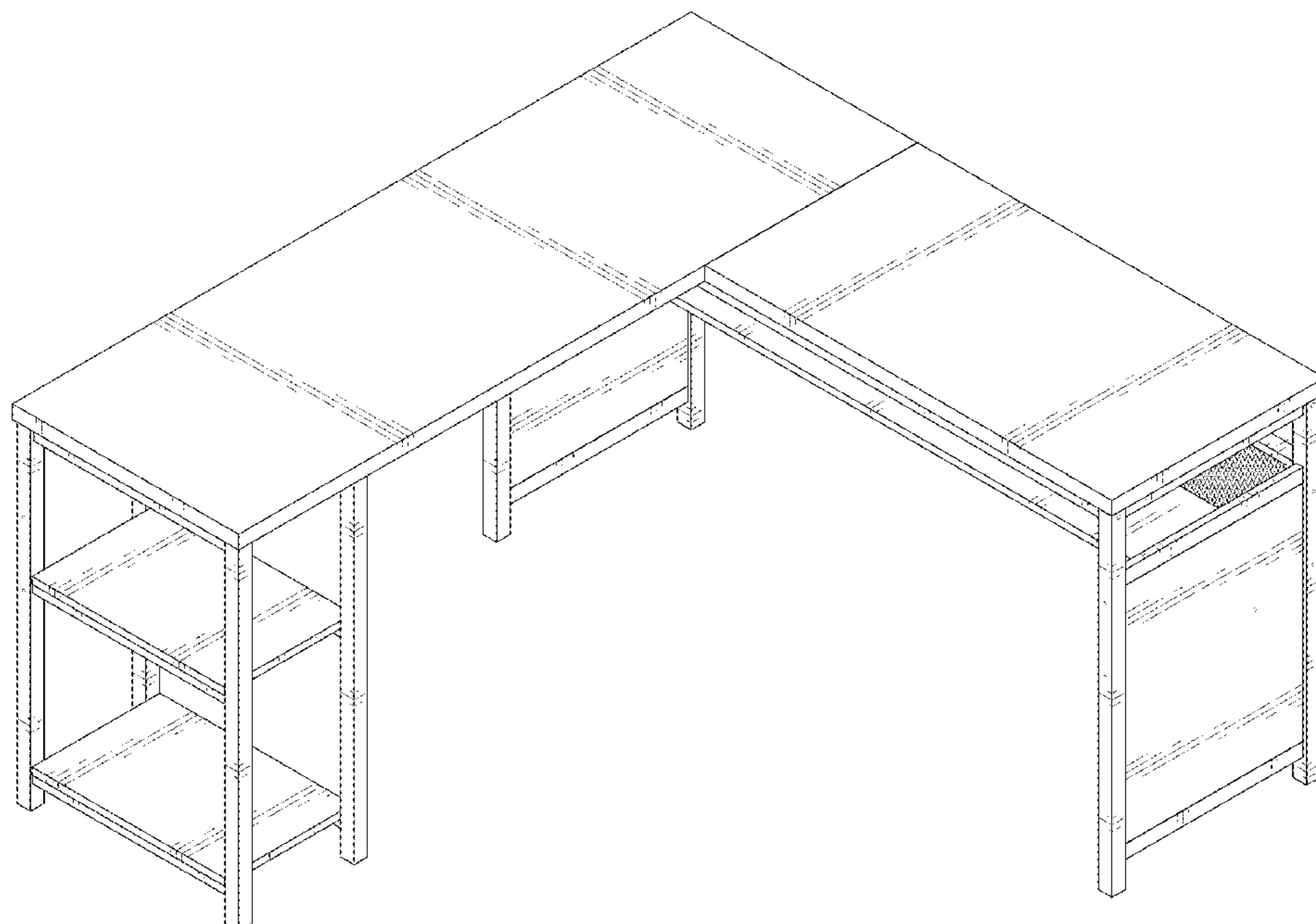
(57) **CLAIM**

I claim the ornamental design for a L shaped desk, as shown and described.

DESCRIPTION

FIG. 1 is a Perspective view of a L shaped desk showing my new design;
FIG. 2 is a Front view thereof;
FIG. 3 is a Back view thereof;
FIG. 4 is a Right-side view thereof;
FIG. 5 is a Left-side view thereof;
FIG. 6 is a Top view thereof; and,
FIG. 7 is a Bottom view thereof.
The broken lines are for the purpose of illustrating portions of the article that form no part of the claim.

1 Claim, 7 Drawing Sheets



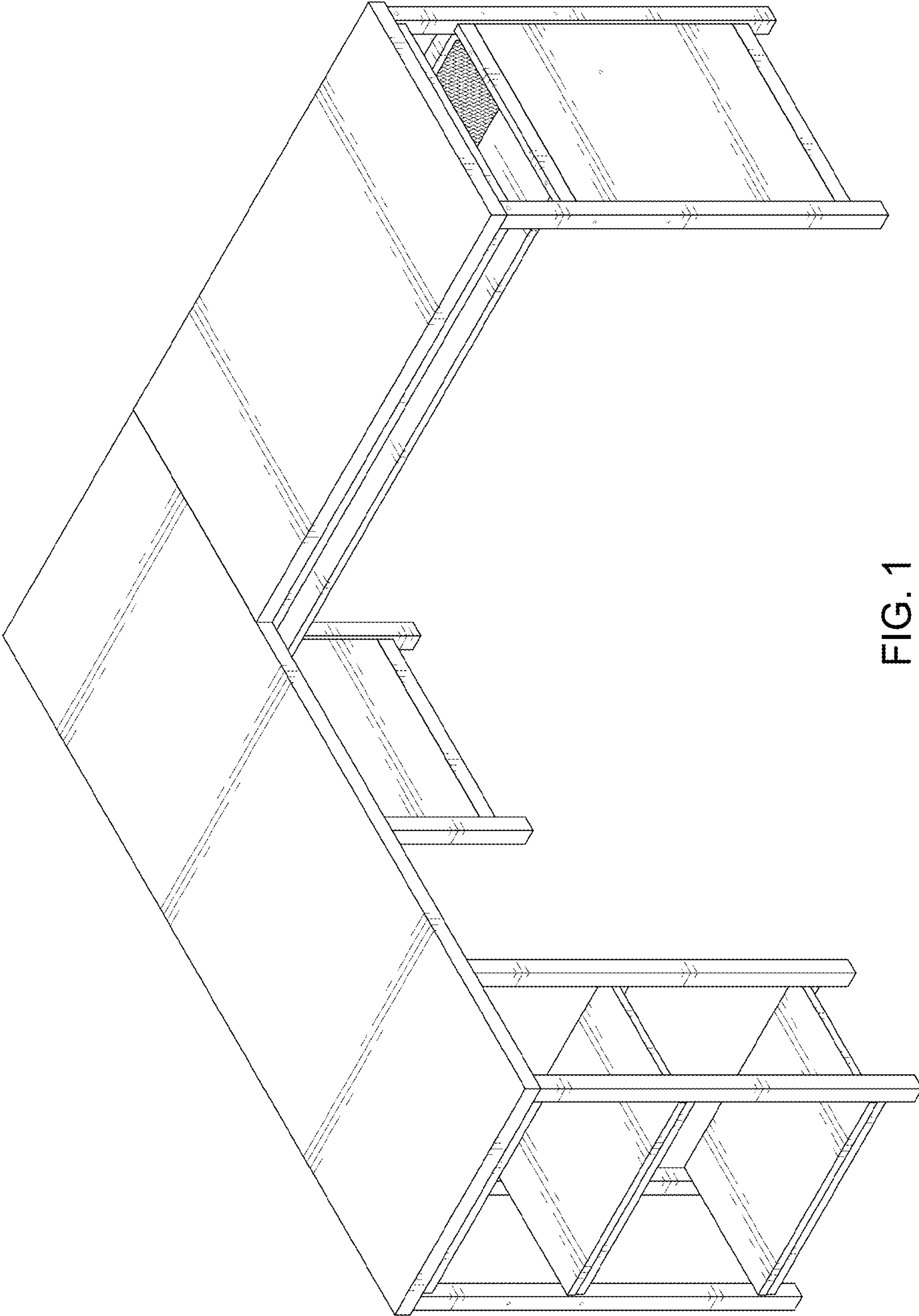


FIG. 1

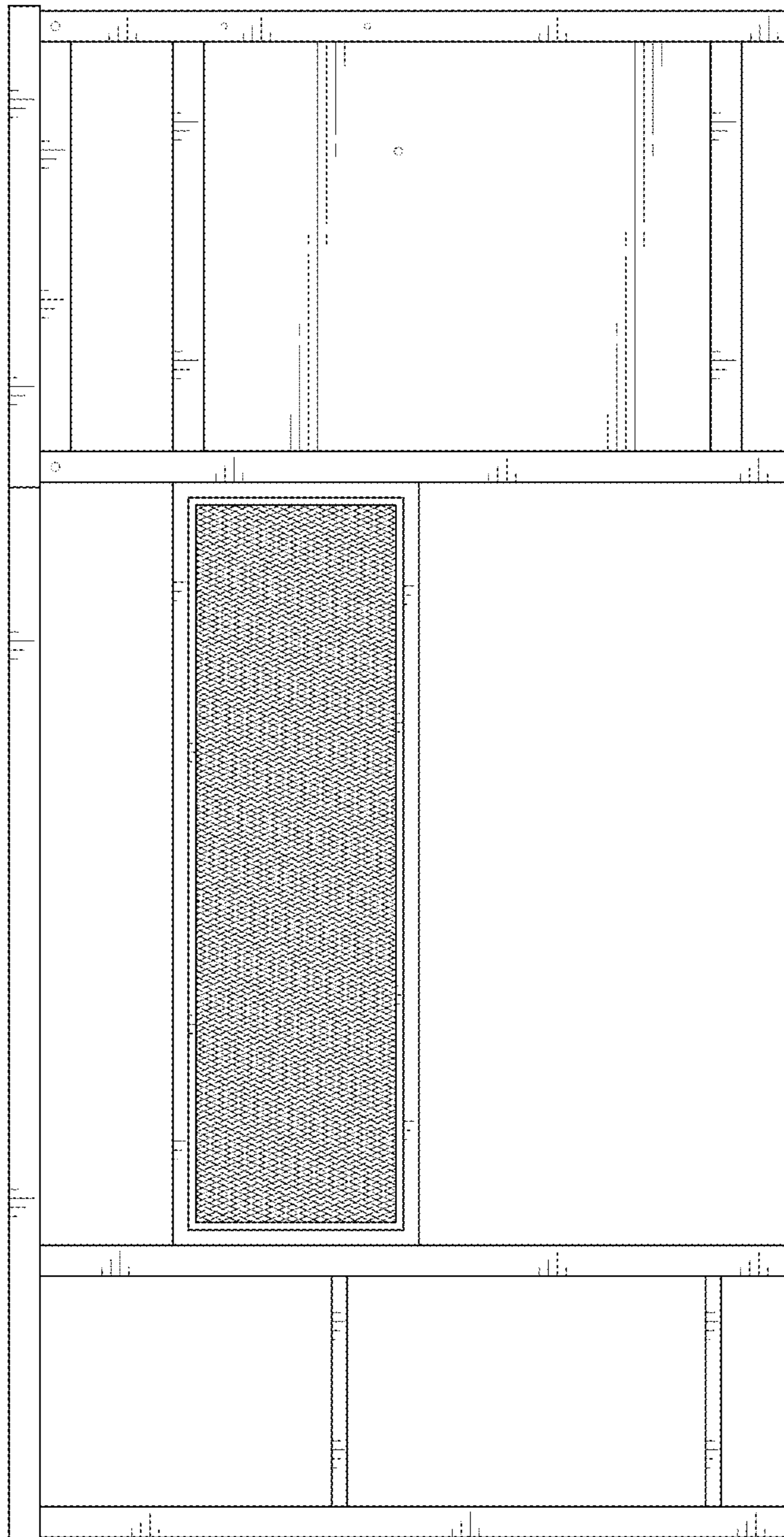


FIG. 2

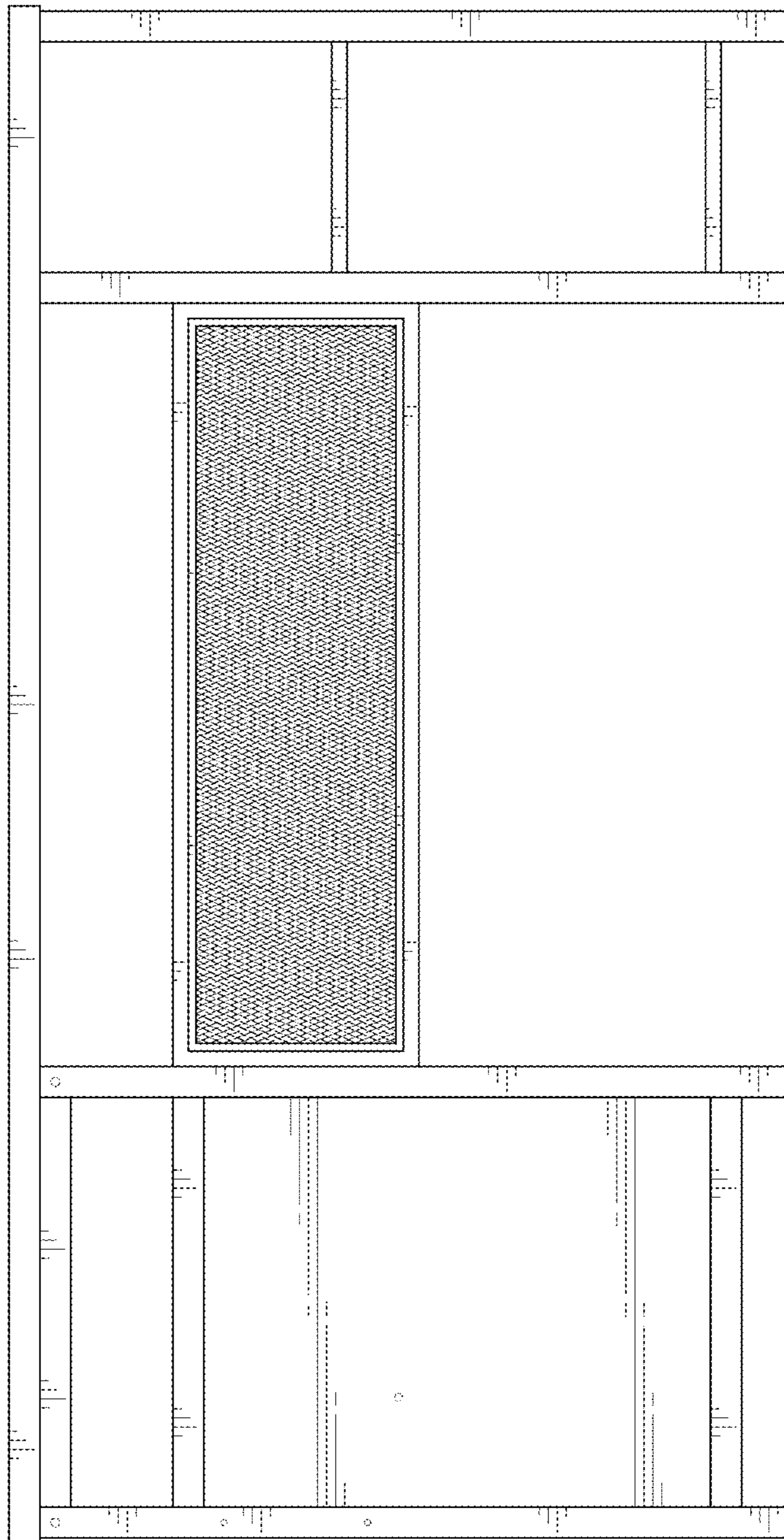


FIG. 3

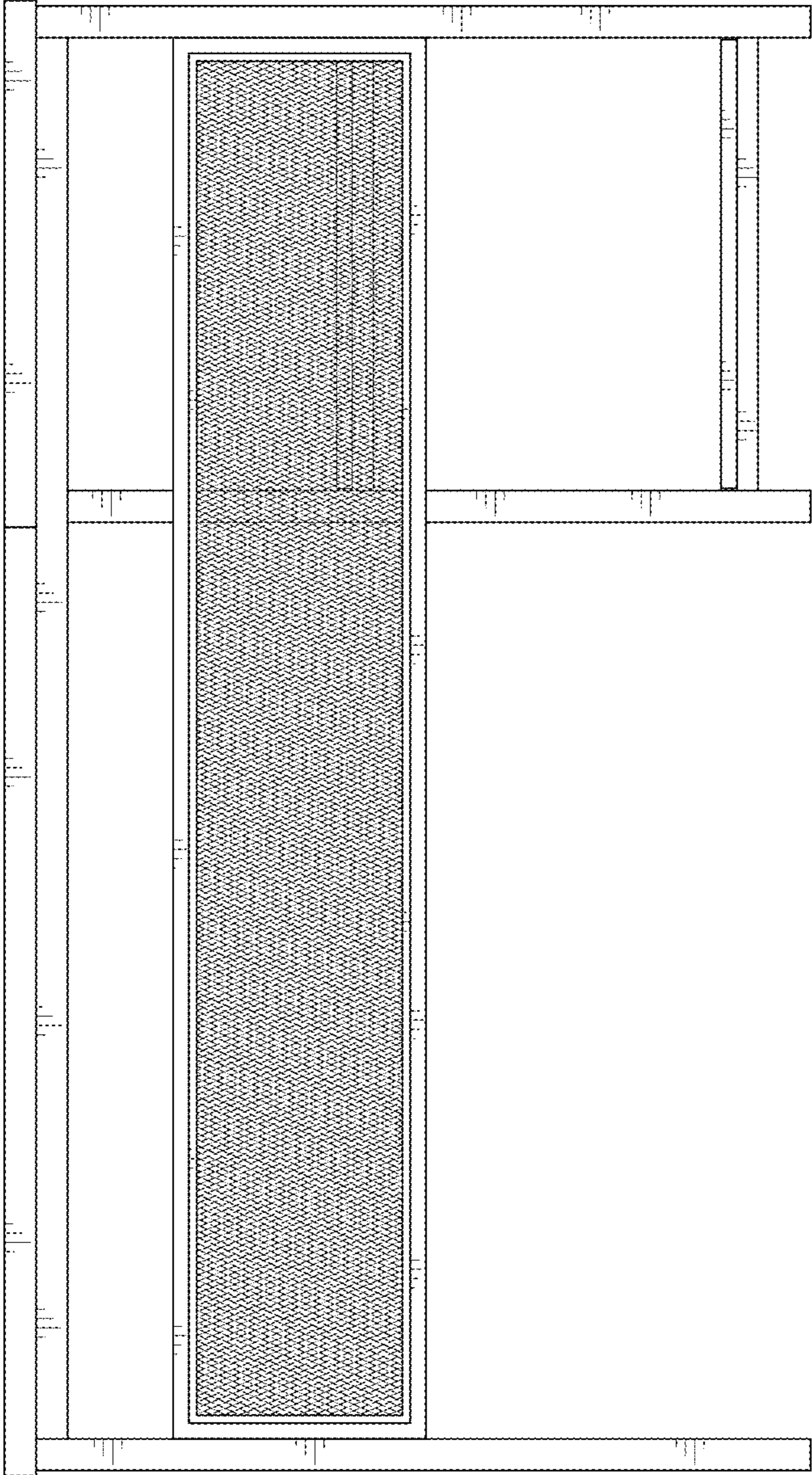


FIG. 4

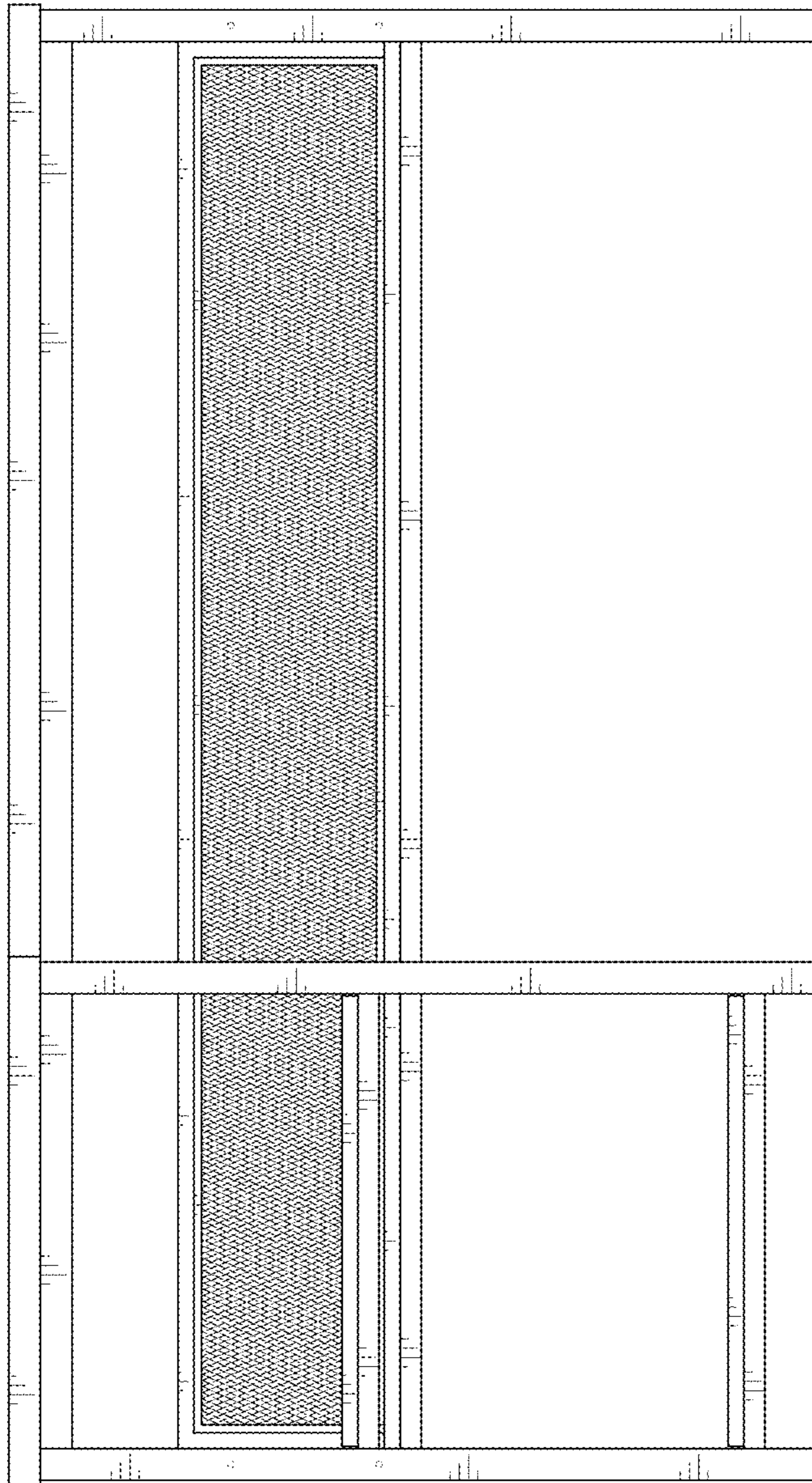


FIG. 5



FIG. 6

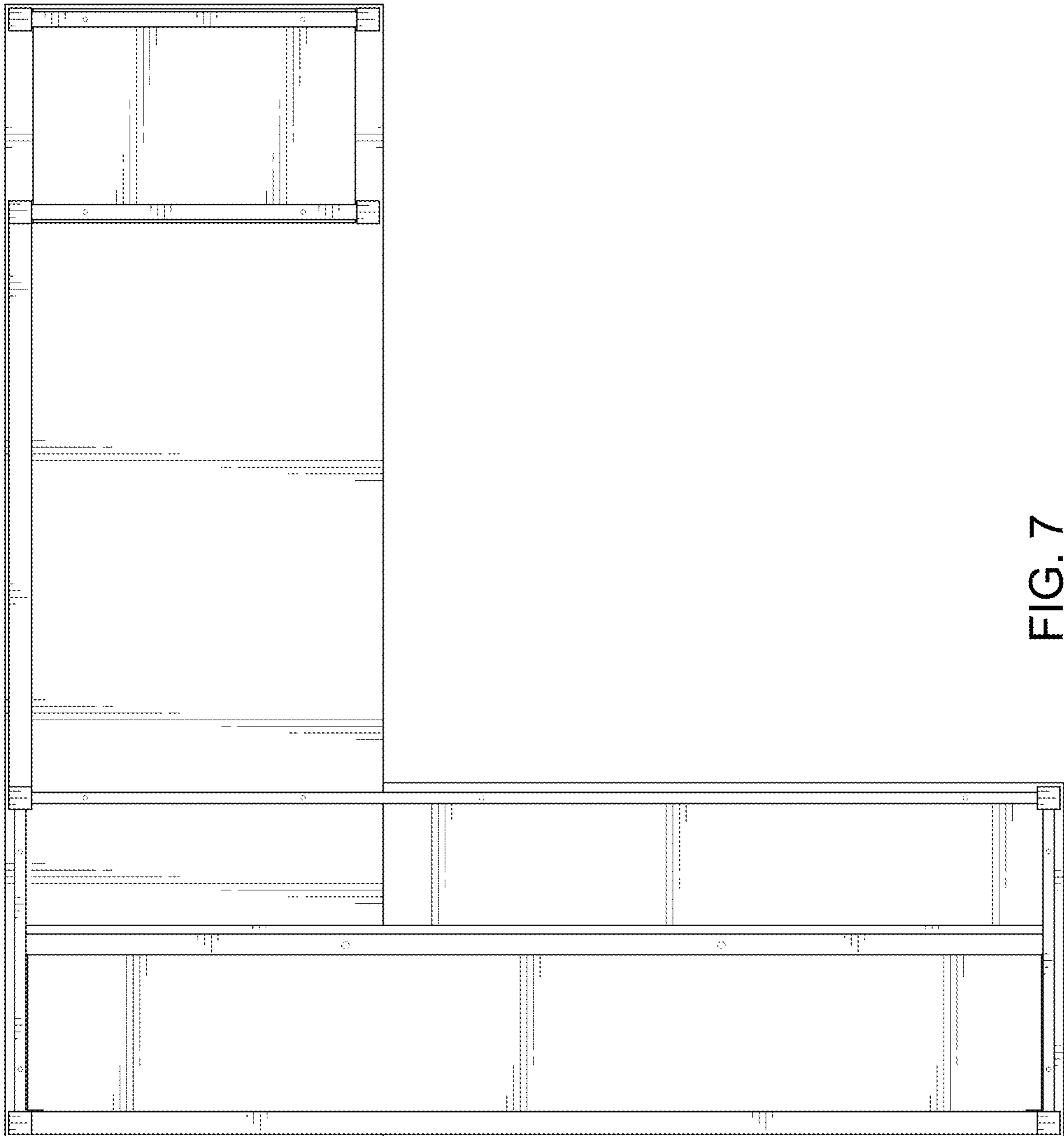


FIG. 7