



US00D917922S

(12) **United States Design Patent** (10) **Patent No.:** **US D917,922 S**
Li (45) **Date of Patent:** **** May 4, 2021**

(54) **WALL HOOK**

(56) **References Cited**

(71) Applicant: **Fujian Shuangyi Bamboo and Wood Development Co., Ltd, Nanping (CN)**

U.S. PATENT DOCUMENTS

(72) Inventor: **Zhisheng Li, Nanping (CN)**

D337,466	S	*	7/1993	Moser	D6/570
D338,127	S	*	8/1993	Bass	D6/570
D684,408	S	*	6/2013	Coraluzzo	D6/570
D768,408	S	*	10/2016	Blaine, III	D6/570
2007/0210022	A1	*	9/2007	Bianchini	A47B 73/00 211/75

(**) Term: **15 Years**

(21) Appl. No.: **29/705,954**

* cited by examiner

(22) Filed: **Sep. 17, 2019**

Primary Examiner — Mark Booker

(51) **LOC (13) Cl.** **06-04**

(74) *Attorney, Agent, or Firm* — W&K IP

(52) **U.S. Cl.**
USPC **D6/570**

(57) **CLAIM**

(58) **Field of Classification Search**

The ornamental design for a wall hook, as shown and described.


USPC D6/570, 571, 525, 553, 566; D19/86, 87, D19/89-92; 211/10, 11, 42, 45, 50, 211/88.01, 126.1, 106, 13.1, 30, 32, 70.6, 211/56.01, 87.01, 181.1, 90.03, 75; 248/301-304, 309.1, 309.2
CPC A47K 17/00; A47K 3/281; B23P 17/04; A47B 57/265; A47B 57/565; A47B 57/26; A47B 43/00; A47B 43/04; A47B 47/0066; A47B 47/04; A47B 63/00; A47B 69/00; A47B 71/00; B65D 51/00

DESCRIPTION

FIG. 1 is a front view of a wall hook;
FIG. 2 is a rear view thereof;
FIG. 3 is a left side view thereof;
FIG. 4 is a right side view thereof;
FIG. 5 is a top plan view thereof;
FIG. 6 is bottom plan view thereof; and,
FIG. 7 is a perspective view thereof.

See application file for complete search history.

1 Claim, 6 Drawing Sheets






FIG. 1




FIG. 2

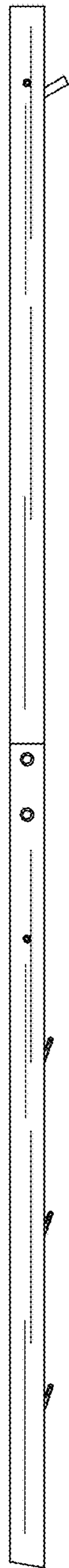


FIG. 3

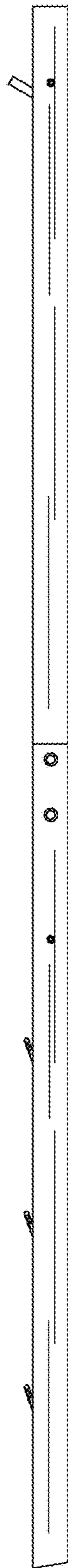


FIG. 4

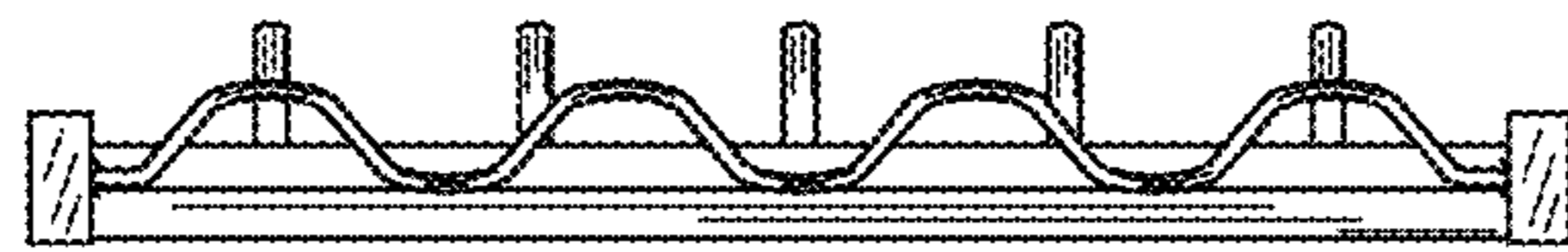


FIG. 5

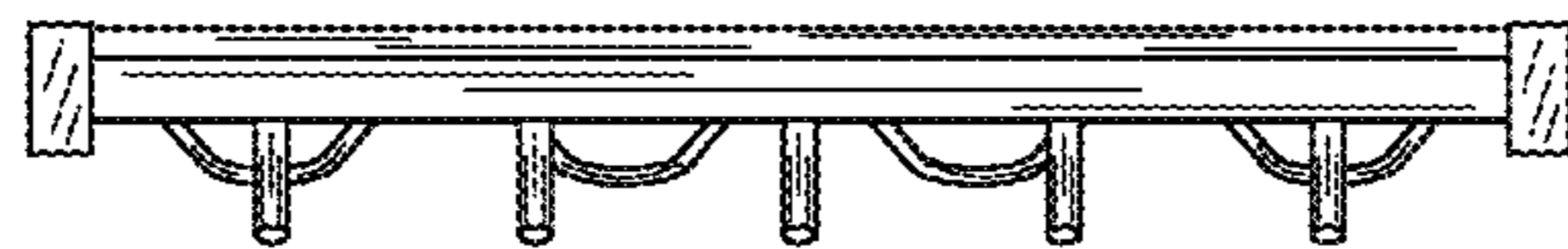


FIG. 6




FIG. 7