



US00D917911S

(12) **United States Design Patent** (10) **Patent No.:** **US D917,911 S**
Jones (45) **Date of Patent:** **** May 4, 2021**

(54) **CHAIR**

(71) Applicant: **Williams-Sonoma, Inc.**, San Francisco, CA (US)

(72) Inventor: **Anna Jones**, Brooklyn, NY (US)

(73) Assignee: **Williams-Sonoma, Inc.**, San Francisco, CA (US)

(**) Term: **15 Years**

(21) Appl. No.: **29/717,809**

(22) Filed: **Dec. 19, 2019**

(51) **LOC (13) Cl.** **06-01**

(52) **U.S. Cl.**
USPC **D6/376**

(58) **Field of Classification Search**
USPC D6/333, 334, 341, 348, 349, 350, 352, D6/353, 360, 364, 369, 370, 371, 373, D6/374, 375, 376, 377, 379, 380, 390, D6/677, 692, 700, 708, 708.16, 716, 366, D6/601, 673, 716.4, 363; D16/237; D21/412, 419, 521

CPC A47C 1/124; A47C 3/34; A47C 4/028; A47C 4/02; A47C 5/12; A47C 5/125; A47C 7/506; A47C 9/007; A47C 13/005; A47C 13/023; A47C 31/113; A47C 3/00; A47C 4/08; A47C 4/00; A47C 7/70; A47C 7/405; A47C 13/00; A47C 3/04; A47C 5/06; A47C 5/10; A47C 7/282; A47C 7/002; B60R 2/0284; B60R 2/062; B60R 22/001; B60R 22/24; B60R 22/28; B60R 22/58; B60R 22/64; B60R 22/68; B60R 22/80; B60R 22/99; B60R 22/245; B60R 22/643; B60R 22/646; B60R 22/665; B60R 22/686; B60R 22/688; B60R 22/803; B60R 22/986; B60R 22/914; B60R 22/995; A47B 83/02; A47B 83/023; A47B 83/024; A47B 85/04

See application file for complete search history.

(56) **References Cited**

U.S. PATENT DOCUMENTS

2,658,563	A *	11/1953	Nordmark	A47C 5/04 297/452.24
D181,241	S *	10/1957	Swanson	D6/374
D183,478	S *	9/1958	Cohen	D6/363
D200,532	S *	3/1965	Williams	D6/380
D502,331	S *	3/2005	Socha, Jr.	D6/374
D573,804	S *	7/2008	Bartlmae	D6/374
D673,787	S *	1/2013	Bartlmae	D6/380
D688,890	S *	9/2013	Pesso	D6/380
D834,850	S *	12/2018	Davis	D6/380
D859,022	S *	9/2019	Jones	D6/374
D863,805	S *	10/2019	Jones	D6/374
D863,806	S *	10/2019	Maly	D6/375
D893,895	S *	8/2020	Traverso	D6/334
D898,401	S *	10/2020	Tabuchi	D6/376

* cited by examiner

Primary Examiner — Kevin K Rudzinski
Assistant Examiner — Paul D Bohannon
(74) *Attorney, Agent, or Firm* — Cook Alex Ltd.; R. Blake Johnson


(57) **CLAIM**

The ornamental design for a chair, as shown and described.

DESCRIPTION

FIG. 1 is a perspective view of the chair;
FIG. 2 is a front elevational view thereof;
FIG. 3 is a rear elevational view thereof;
FIG. 4 is a left side elevational view thereof, the opposite side of which is a mirror image;
FIG. 5 is a top plan view thereof; and,
FIG. 6 is a bottom plan view thereof.
The broken lines shown in the drawings are for the purpose of illustrating portions of the article that form no part of the claimed design.

1 Claim, 6 Drawing Sheets






FIG. 1




FIG. 2

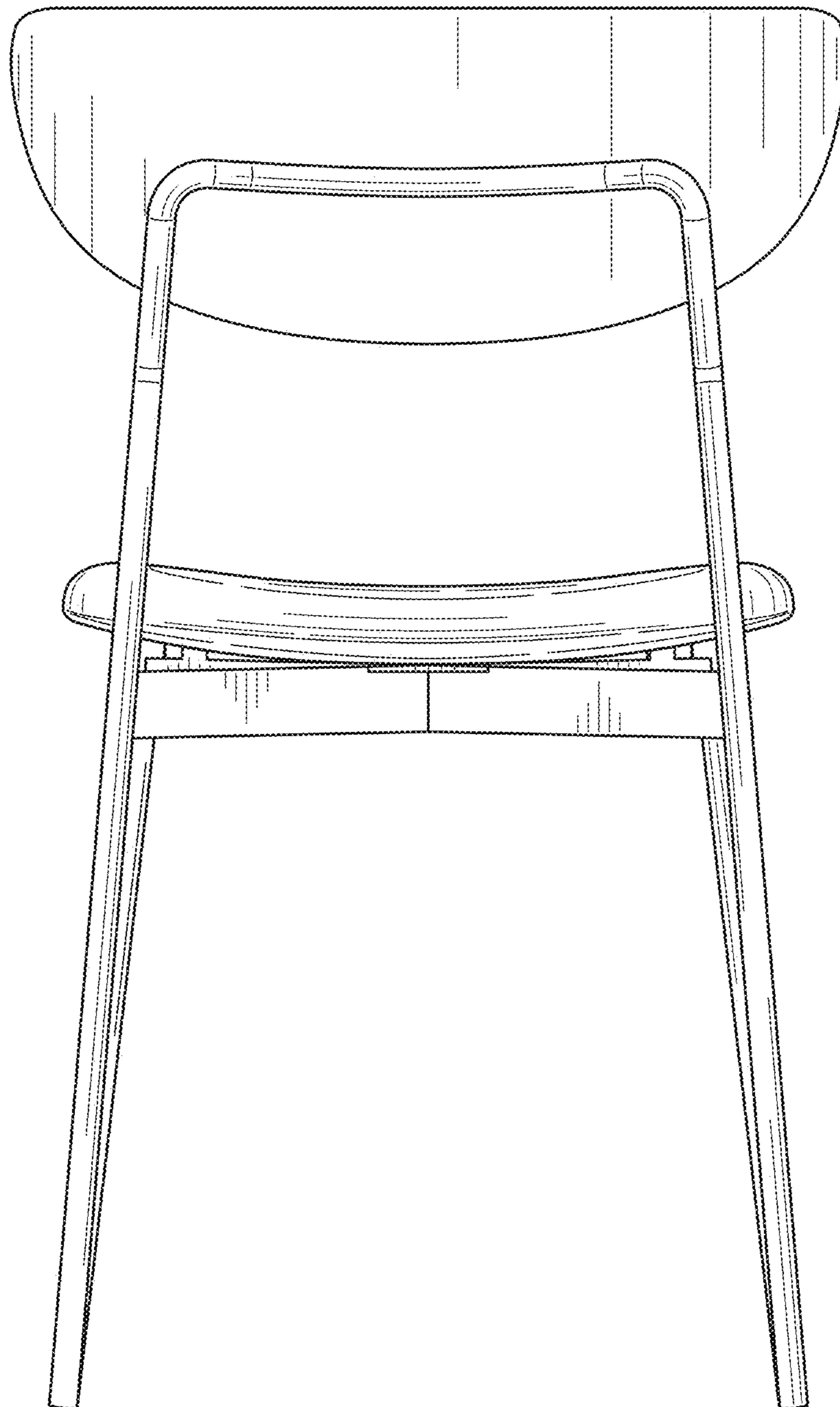


FIG. 3

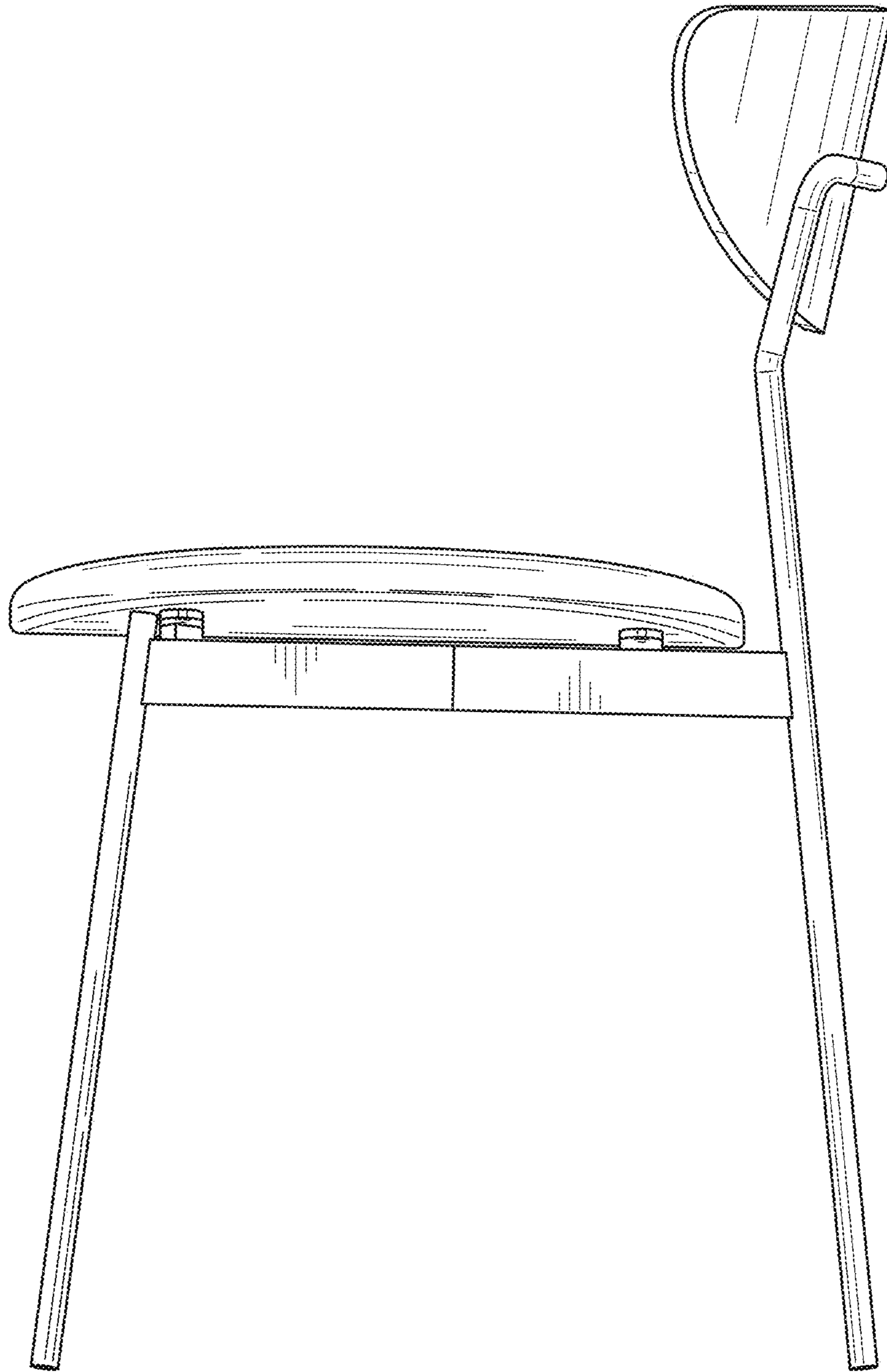


FIG. 4

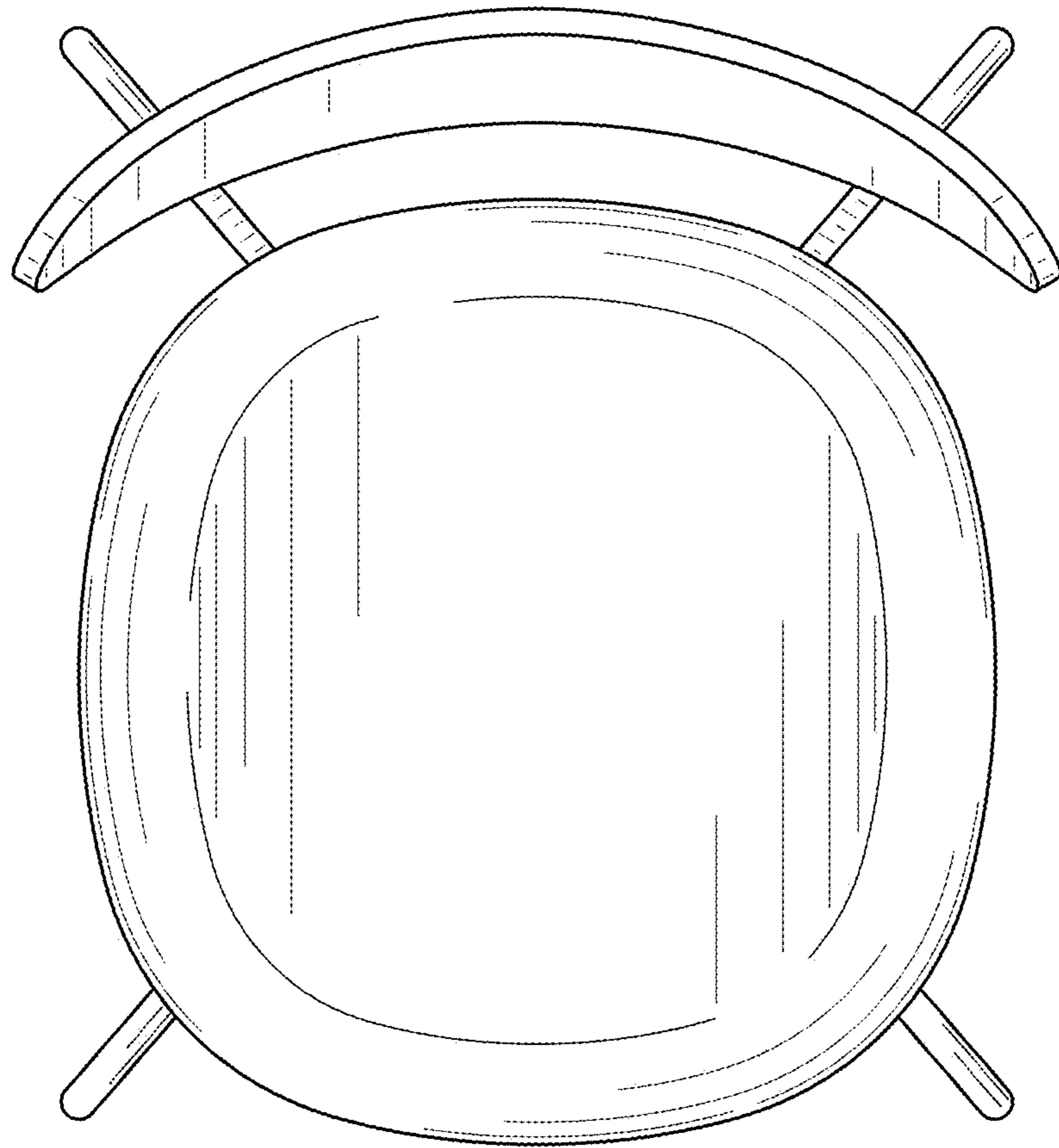


FIG. 5

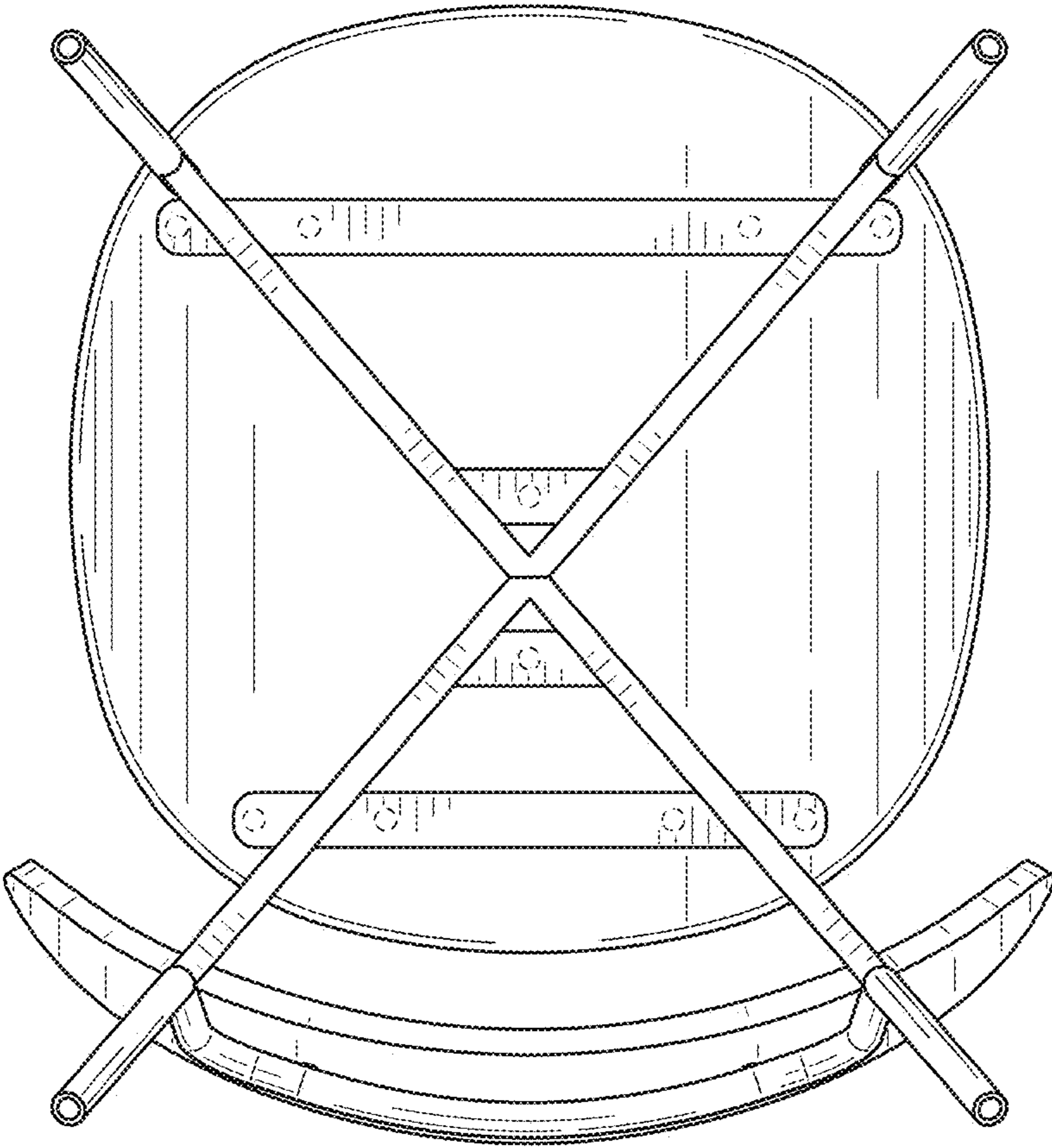


FIG. 6