



US00D917897S

(12) **United States Design Patent**
Sammon

(10) **Patent No.:** **US D917,897 S**

(45) **Date of Patent:** **** May 4, 2021**

- (54) **HANGER**
- (71) Applicant: **Exit Surf Street Summit Limited,**
Dublin (IE)
- (72) Inventor: **Kieran Sammon,** Dublin (IE)
- (73) Assignee: **Exit Surf Street Summit Limited,**
Dublin (IE)
- (**) Term: **15 Years**
- (21) Appl. No.: **29/679,705**
- (22) Filed: **Feb. 8, 2019**
- (30) **Foreign Application Priority Data**
Aug. 10, 2018 (EM) 005601606
- (51) **LOC (13) Cl.** **06-08**
- (52) **U.S. Cl.**
USPC **D6/324; D6/327**
- (58) **Field of Classification Search**
USPC D6/315-328, 512, 513, 569-572;
D8/356, 367, 372
CPC A47G 25/32; A47G 25/28; A47G 25/743;
A47G 25/26; A47G 25/30; A47G
25/1442; A47G 25/06; A47G 25/38;
A47G 25/50; A47G 25/06; A47G 25/74;
A47G 25/1414; A47G 25/34; A47G
29/08; A47G 29/00; A47F 5/0006; A47F
7/19; A47F 7/12
See application file for complete search history.

(56) **References Cited**
U.S. PATENT DOCUMENTS

- D235,831 S * 7/1975 Kollitz D6/327
- D235,950 S * 7/1975 Kollitz D6/327

- 3,912,084 A * 10/1975 Valiulis A47F 5/0823
248/220.22
- 4,394,909 A * 7/1983 Valiulis A47F 5/0823
211/59.1
- D274,960 S * 8/1984 Bohlman D6/574
- D275,917 S * 10/1984 Einhorn D6/567
- D278,106 S * 3/1985 Green D6/315
- D287,913 S * 1/1987 Knight D6/672
- D301,977 S * 7/1989 Moody D8/373
- D587,022 S * 2/2009 Goodman D6/320
- D632,898 S * 2/2011 Heroux D6/327
- D830,815 S * 10/2018 Wang D8/367

* cited by examiner

Primary Examiner — Lauren R Calve

(74) *Attorney, Agent, or Firm* — Stephen T. Scherrer;
Monique A. Morneault; Scherrer Patent & Trademark
Law, P.C.

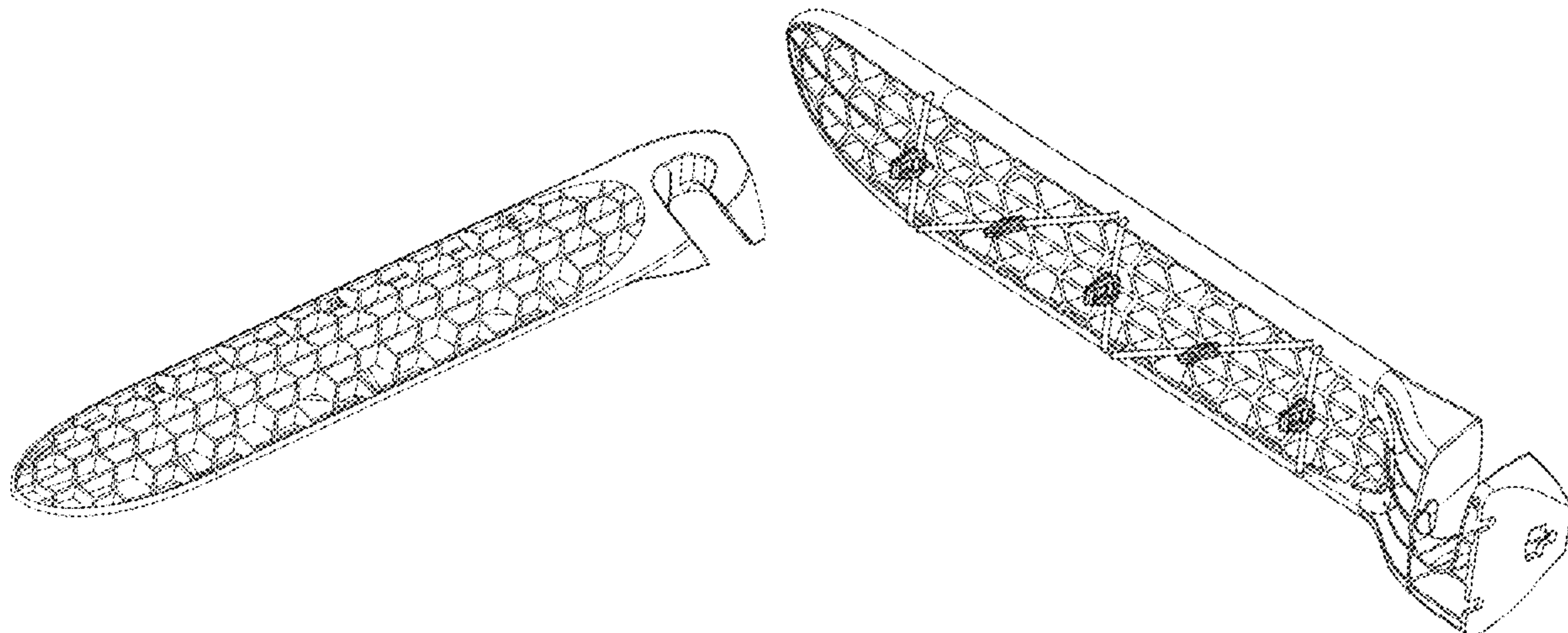
(57) **CLAIM**

The ornamental design for a hanger, as shown and described.

DESCRIPTION

FIG. 1 is a right side perspective view of a hanger showing my new design;
FIG. 2 is a left side perspective view of the hanger;
FIG. 3 is a top perspective view of the hanger;
FIG. 4 is a bottom perspective view of the hanger;
FIG. 5 is a rear bottom perspective view of the hanger;
FIG. 6 is a top view of the hanger; and,
FIG. 7 is a bottom view of the hanger.

1 Claim, 5 Drawing Sheets



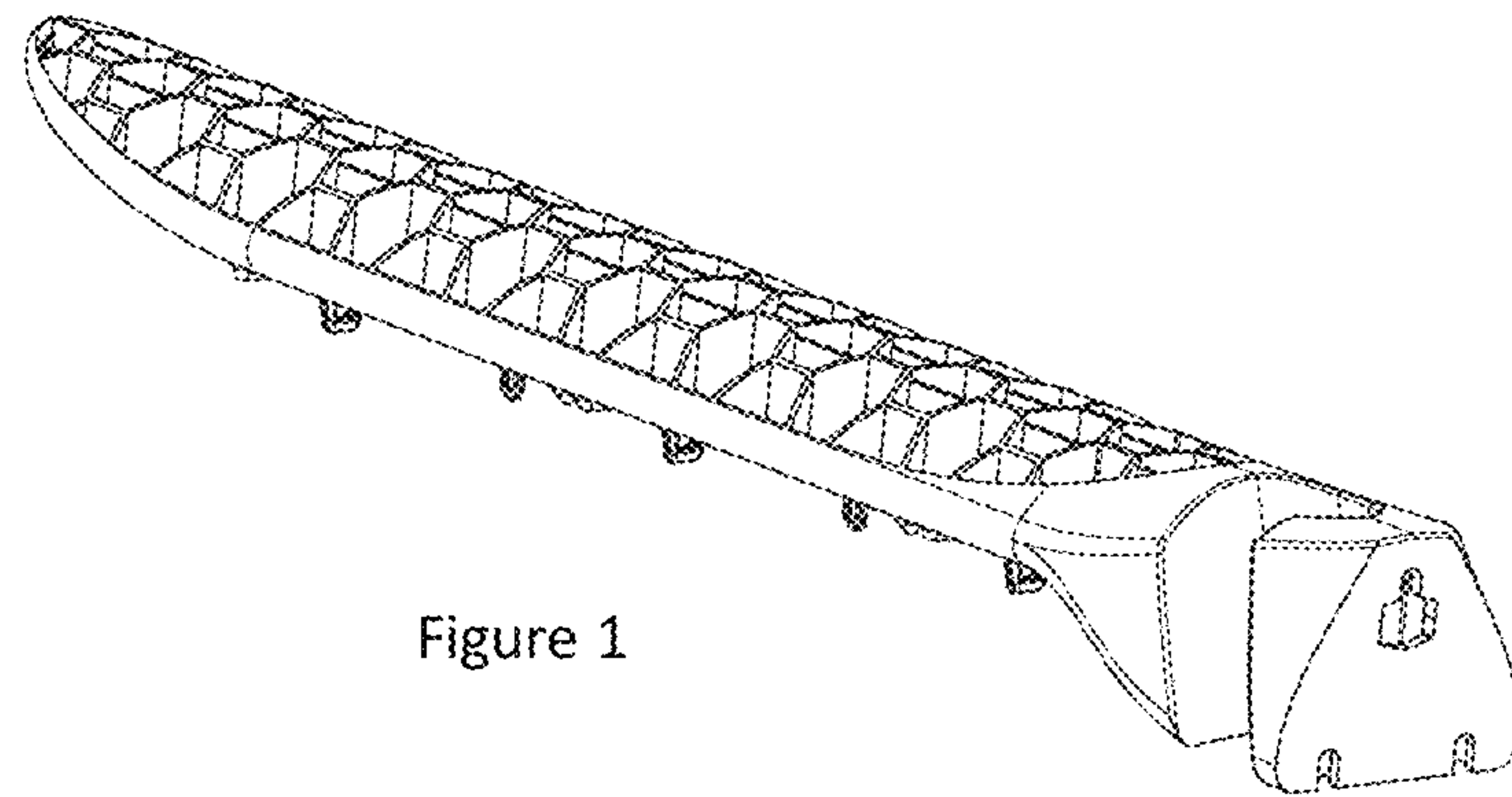


Figure 1

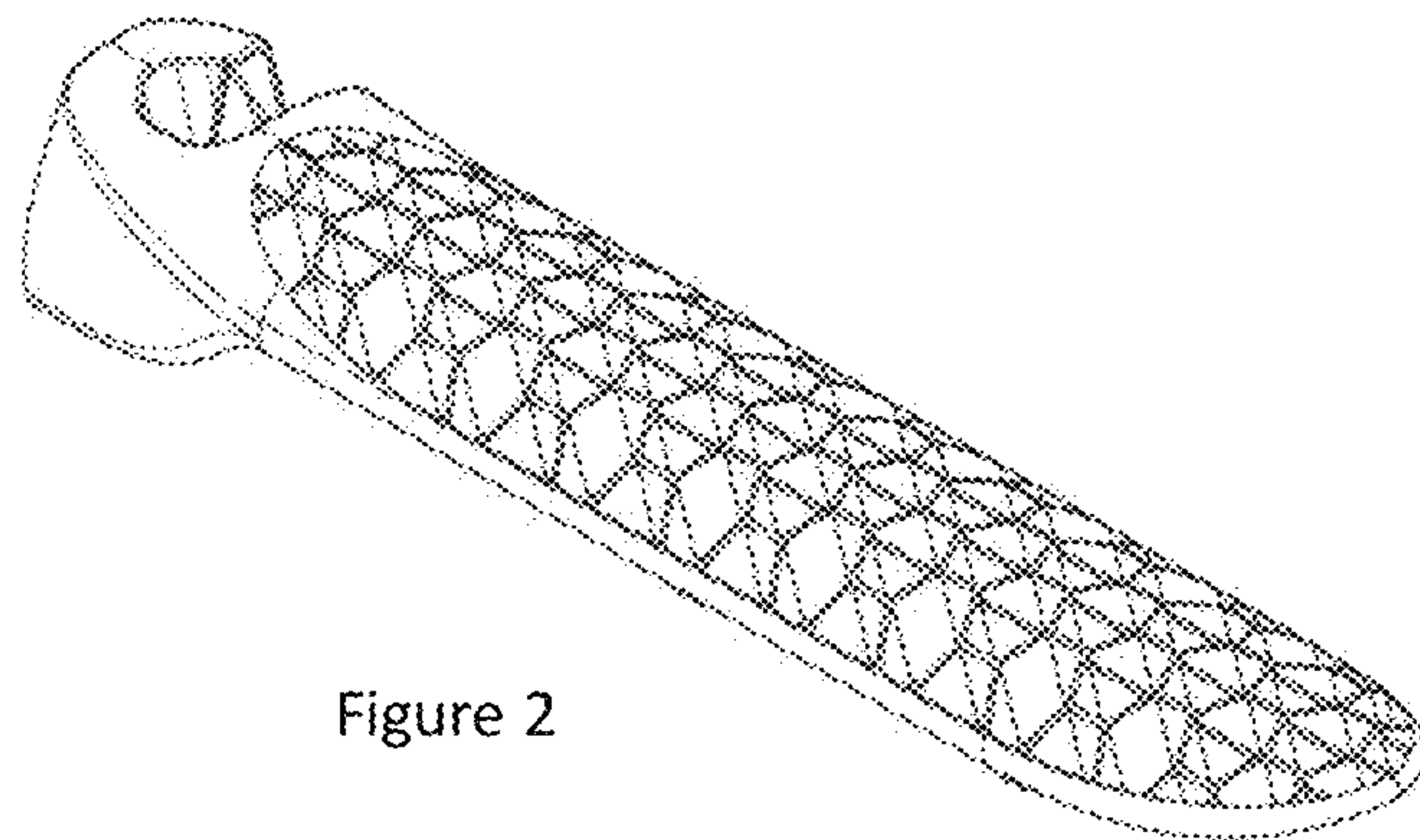


Figure 2

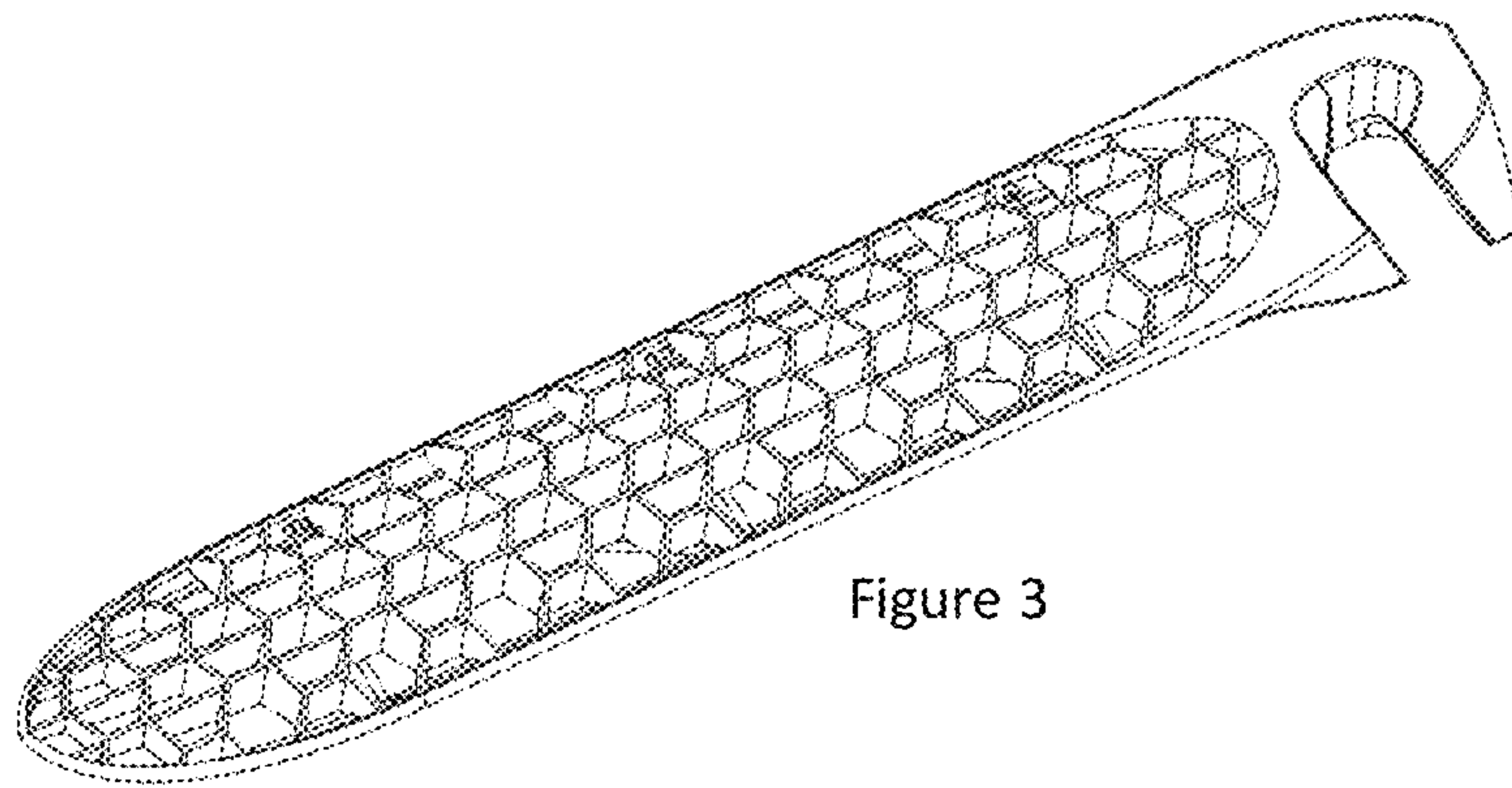


Figure 3

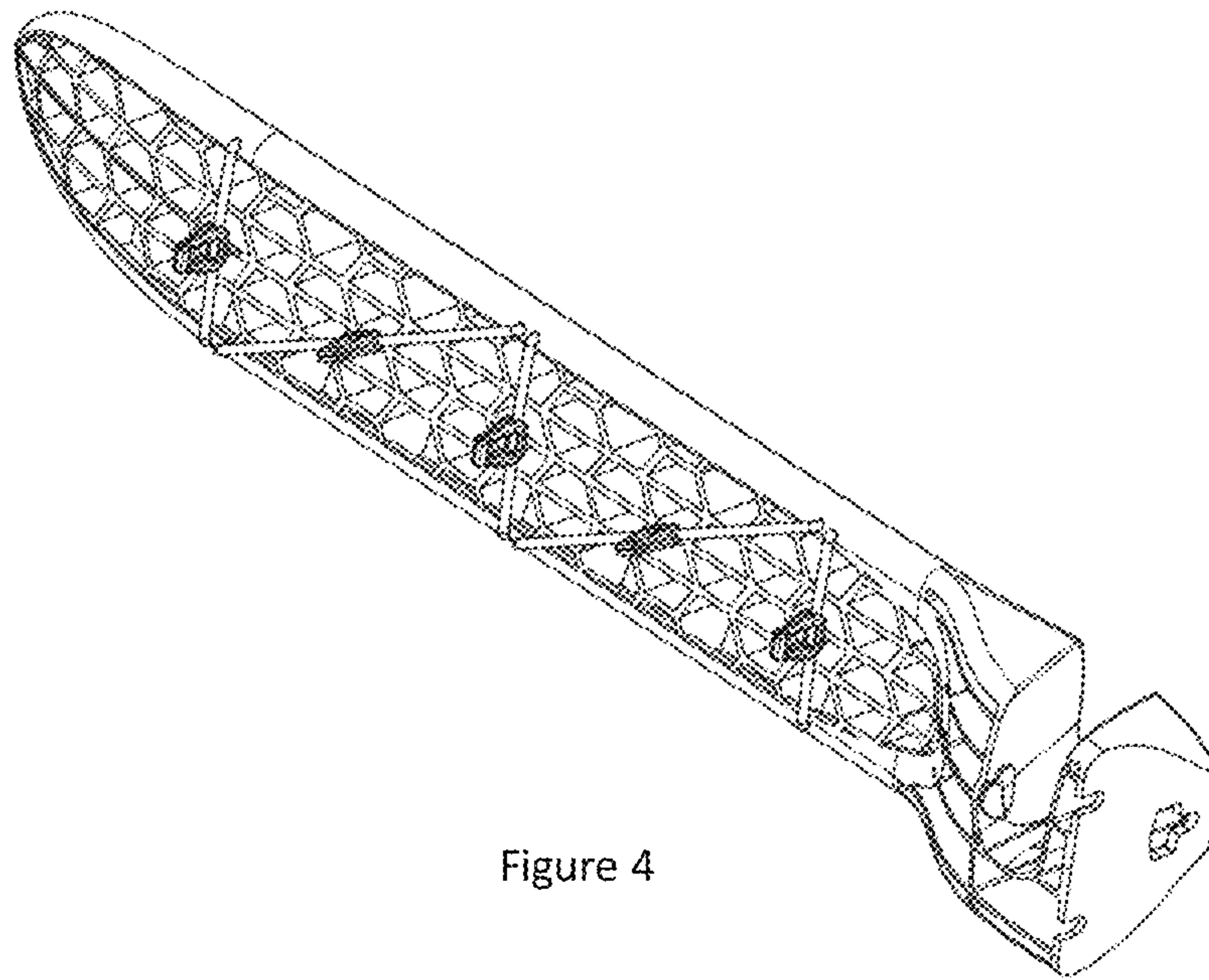


Figure 4

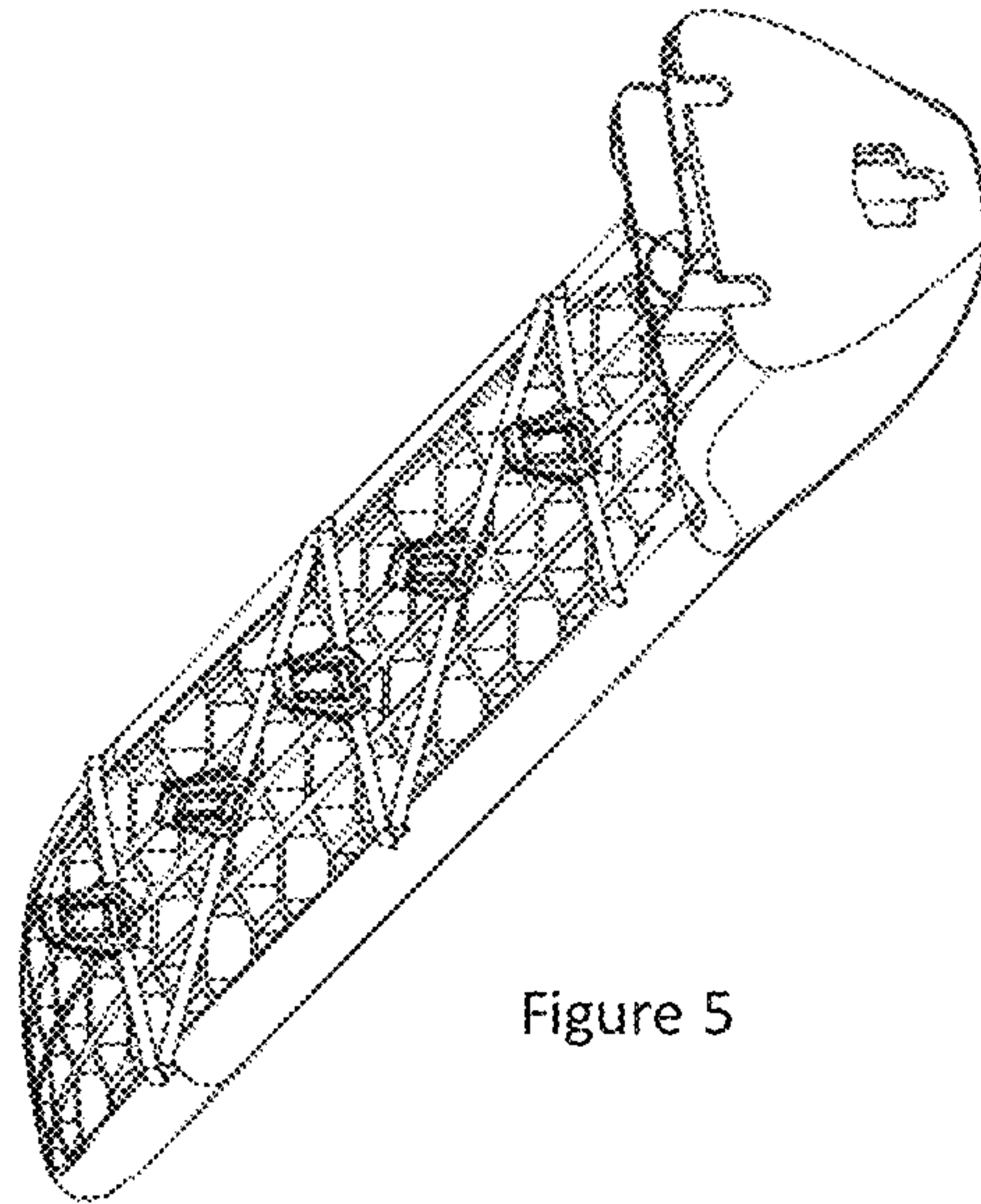


Figure 5

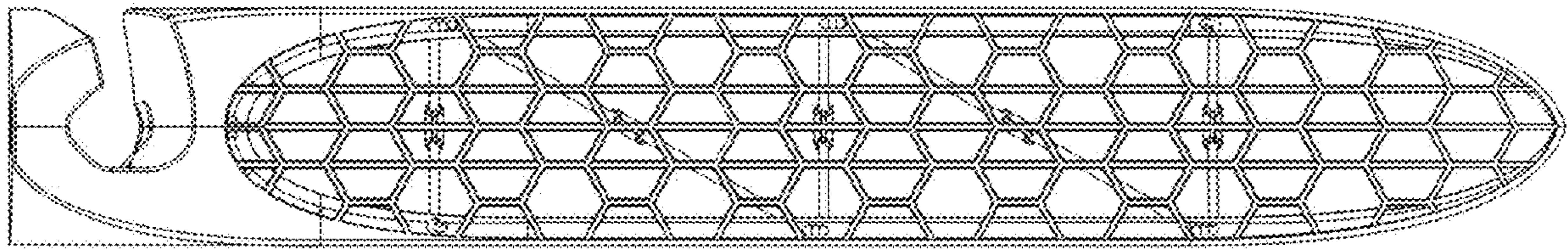


Figure 6

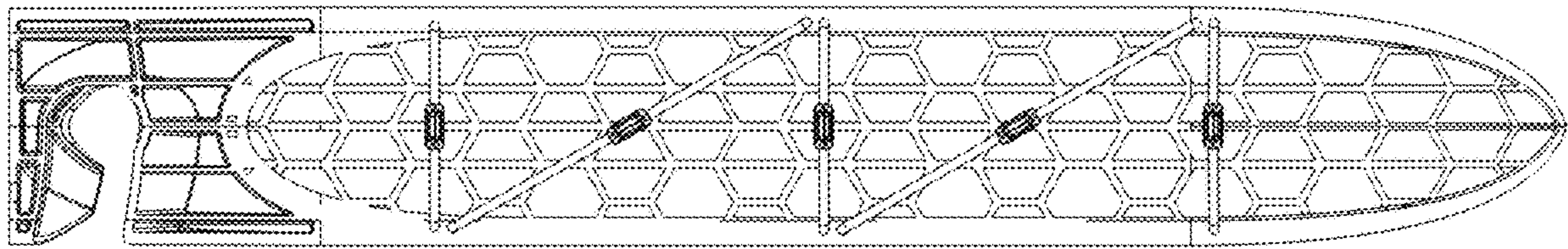


Figure 7