



US00D917879S

(12) **United States Design Patent**
Chui

(10) **Patent No.:** **US D917,879 S**

(45) **Date of Patent:** **** May 4, 2021**

(54) **BADGE HOLDER FRAME**

(71) Applicant: **Chiu Wai Chui**, Hong Kong (CN)

(72) Inventor: **Chiu Wai Chui**, Hong Kong (CN)

(**) Term: **15 Years**

(21) Appl. No.: **29/706,508**

(22) Filed: **Sep. 20, 2019**

(51) **LOC (13) Cl.** **03-01**

(52) **U.S. Cl.**
USPC **D3/247**

(58) **Field of Classification Search**
USPC D3/227, 247-253; D19/86; D20/27, 43;
D21/394

CPC A45C 11/182; A45C 2001/065; A45C
2001/067; A45C 2001/083; G09F 3/207;
A44C 3/001

See application file for complete search history.

(56) **References Cited**

U.S. PATENT DOCUMENTS

- 2,650,444 A * 9/1953 Coyle G09F 1/12
40/651
- 4,616,435 A * 10/1986 Perfect G09F 3/18
40/6
- D287,864 S * 1/1987 Perfect D20/22
- D358,475 S * 5/1995 Choksi D3/218
- 5,519,577 A * 5/1996 Dudas H05K 1/0218
174/350
- D470,657 S * 2/2003 Kawamura D11/216
- D490,113 S * 5/2004 Nykoluk D20/27
- 6,862,827 B2 * 3/2005 Gregory G09F 3/207
150/145

- D509,654 S * 9/2005 Miller D3/247
- D630,848 S * 1/2011 Long D3/247
- D724,319 S * 3/2015 Ziegler D3/247
- D804,810 S * 12/2017 Schmiedeberg D3/215
- D814,785 S * 4/2018 Wang D3/227
- 2010/0038000 A1 * 2/2010 Ho A45C 11/182
150/147
- 2011/0317448 A1 * 12/2011 Podd G09F 13/22
362/628
- 2013/0340901 A1 * 12/2013 Winterburg A45C 11/182
150/149
- 2019/0180653 A1 * 6/2019 Tan G09F 3/201

* cited by examiner

Primary Examiner — Jennifer L Watkins

Assistant Examiner — Samantha Lynne Brodowski


(57) **CLAIM**

The ornamental design for a badge holder frame, as shown and described.

DESCRIPTION

- FIG. 1 is a top-front-right perspective view of a badge holder frame showing my new design;
- FIG. 2 is a top-front-left perspective view thereof;
- FIG. 3 is a bottom-front-right perspective view thereof;
- FIG. 4 is a top-rear-right perspective view thereof;
- FIG. 5 is a front view thereof;
- FIG. 6 is a rear view thereof;
- FIG. 7 is a top view thereof;
- FIG. 8 is a bottom view thereof;
- FIG. 9 is a right-side view thereof; and,
- FIG. 10 is a left-side view thereof.

1 Claim, 10 Drawing Sheets






FIG. 1




FIG. 2




FIG. 3




FIG. 4

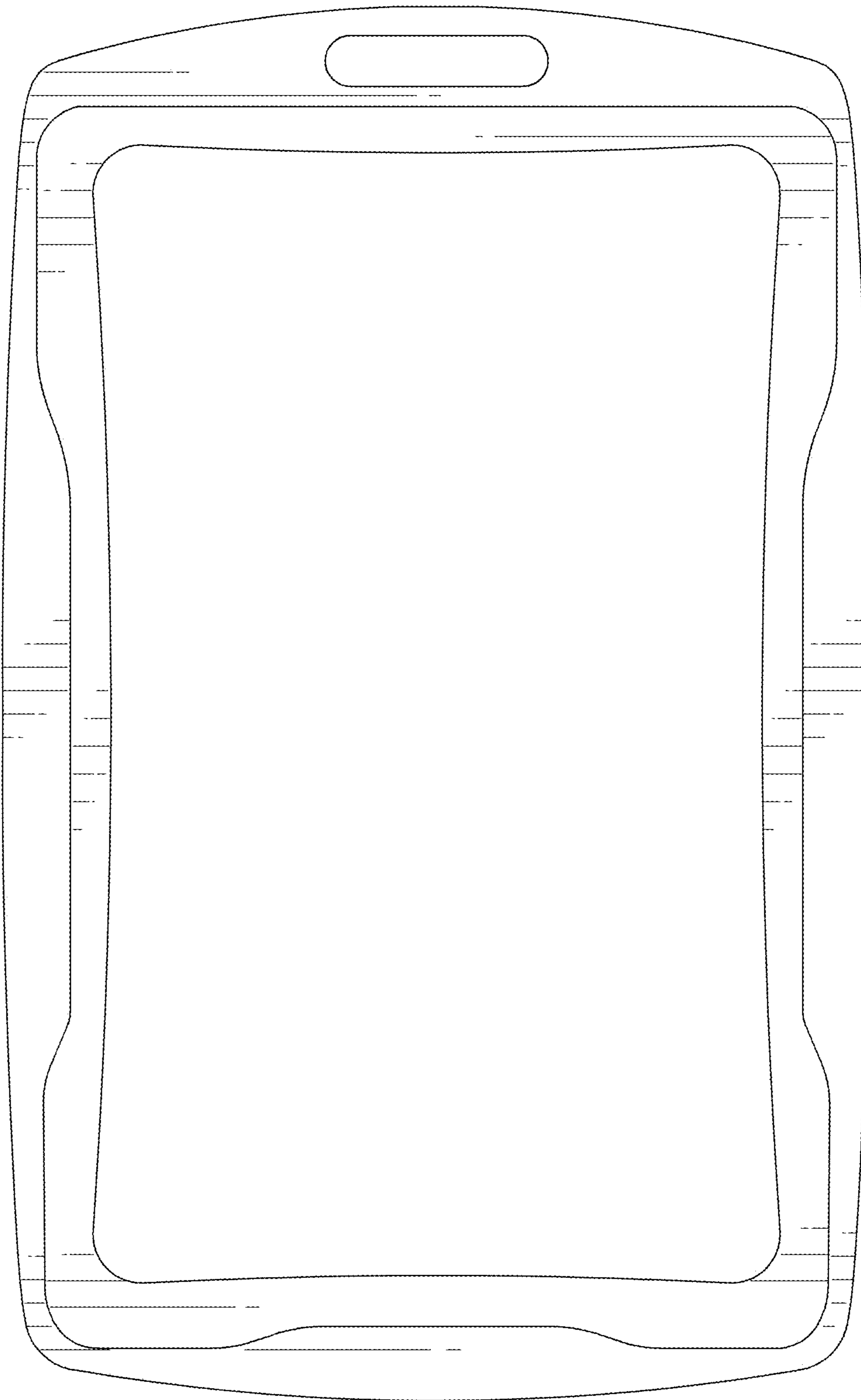


FIG. 5

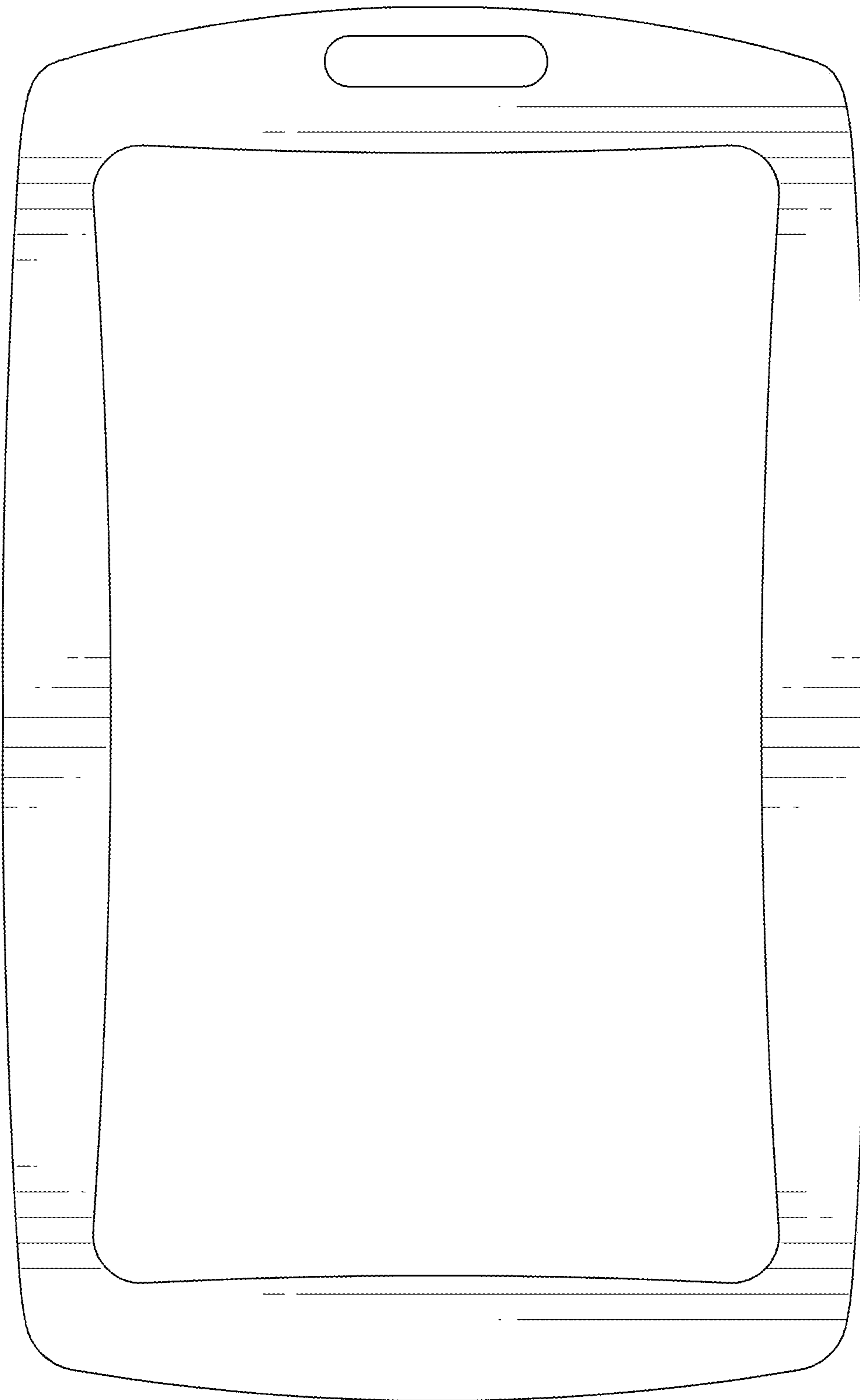


FIG. 6



FIG. 7



FIG. 8



FIG. 9



FIG. 10