

US00D917860S

(12) **United States Design Patent** (10) **Patent No.:** **US D917,860 S**  
**Choi** (45) **Date of Patent:** **\*\* May 4, 2021**

(54) **SHOE INSOLE** 4,845,865 A \* 7/1989 Chang ..... A43B 3/0078  
36/136  
(71) Applicant: **Moo Lip Choi**, Incheon (KR) 5,129,395 A \* 7/1992 Hoffmann ..... A43B 7/14  
36/145  
(72) Inventor: **Moo Lip Choi**, Incheon (KR) 5,915,820 A \* 6/1999 Kraeuter ..... A43B 5/00  
36/102  
(73) Assignee: **Moo Lip Choi**, Incheon (KR) D446,637 S \* 8/2001 Patterson ..... D2/961  
6,742,289 B2 \* 6/2004 Celmo ..... A43B 7/1465  
36/141  
(\*\*) Term: **15 Years** (Continued)

(21) Appl. No.: **29/727,565**

(22) Filed: **Mar. 11, 2020**

(51) **LOC (13) Cl.** ..... **02-04**

(52) **U.S. Cl.**  
USPC ..... **D2/961**

(58) **Field of Classification Search**  
USPC ..... D2/896, 914, 946, 947, 951, 952, 953,  
D2/954, 955, 956, 960, 961, 962; 36/43,  
36/44, 136, 145, 3 R  
CPC ..... A43B 17/107; A43B 17/10; A43B 19/005;  
A43B 17/003; A43B 19/00; A43B 17/14;  
A43B 17/006; A43B 17/00  
See application file for complete search history.

(56) **References Cited**

**U.S. PATENT DOCUMENTS**

3,086,532 A \* 4/1963 Mistarz ..... A43B 13/04  
36/145  
3,825,017 A \* 7/1974 Scrima ..... A43B 7/28  
36/181  
4,170,233 A \* 10/1979 Bunsick ..... A43B 7/28  
36/145  
4,317,293 A \* 3/1982 Sigle ..... A43B 7/22  
36/43  
4,408,402 A \* 10/1983 Looney ..... A43B 13/42  
36/43  
4,724,628 A \* 2/1988 Schreiner ..... A43B 3/0078  
2/245  
D297,384 S \* 8/1988 Miller ..... D2/952  
4,813,159 A \* 3/1989 Weiss ..... A43B 7/14  
36/144

**FOREIGN PATENT DOCUMENTS**

CN 302831701 \* 6/2014  
CN 304417156 \* 12/2017

(Continued)

*Primary Examiner* — Cynthia Ramirez  
*Assistant Examiner* — Laura H Yu

(57) **CLAIM**

The ornamental design for a shoe insole, as shown and described.

**DESCRIPTION**

FIG. 1 is a front, top, and right side perspective view of a shoe insole showing my new design;  
FIG. 2 is a front elevation view thereof;  
FIG. 3 is a rear elevation view thereof;  
FIG. 4 is a left side elevation view thereof;  
FIG. 5 is a right side elevation view thereof;  
FIG. 6 is a top plan view thereof;  
FIG. 7 is a bottom plan view thereof; and,  
FIG. 8 is another front elevation view of the shoe insole in condition of use.

The broken lines used in the drawings are for the purpose of illustrating environmental structure and form no part of the claimed design. The dash dot dash broken lines shown in the drawings illustrate the boundary of the claim and form no part thereof.

**1 Claim, 8 Drawing Sheets**

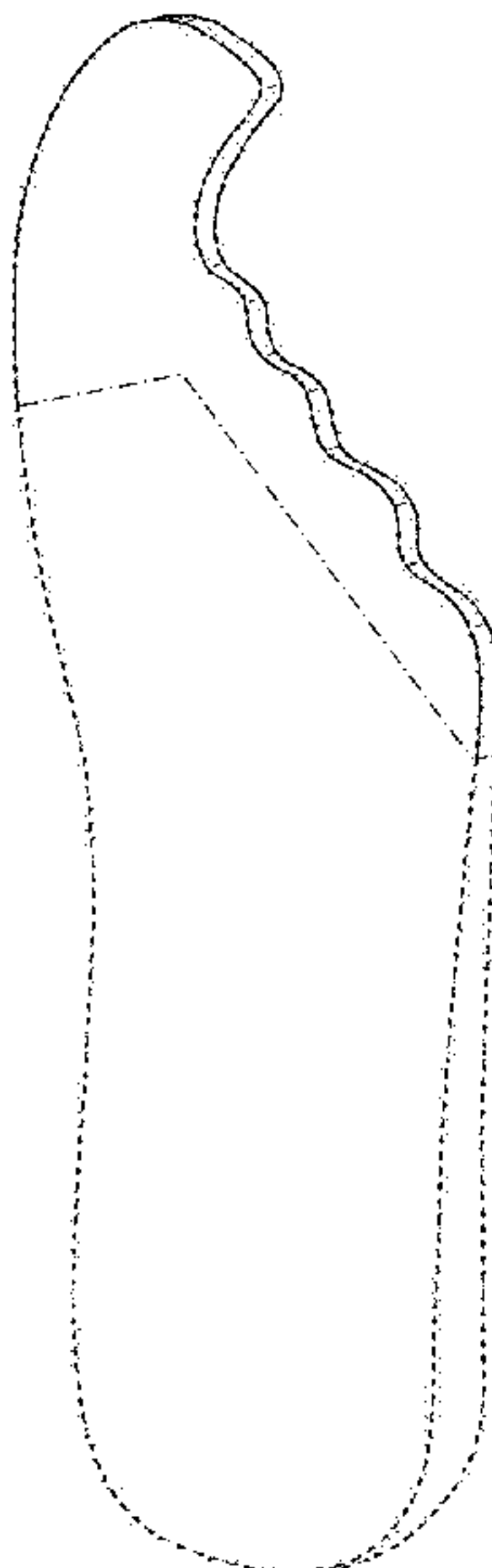




FIG. 1

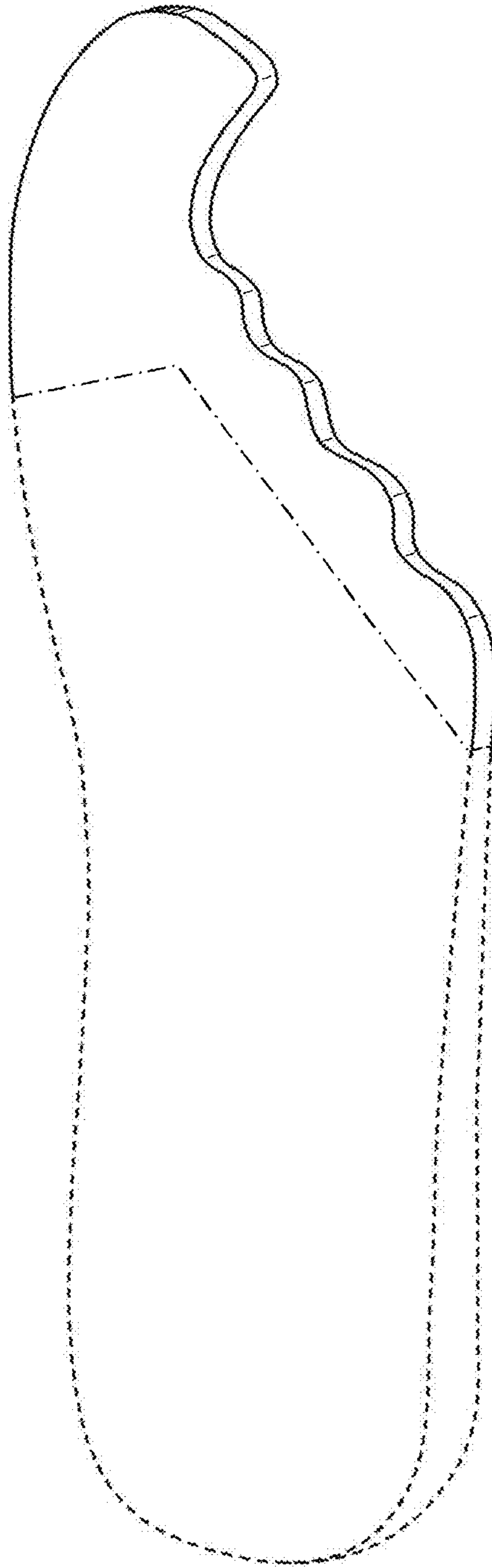


FIG. 2

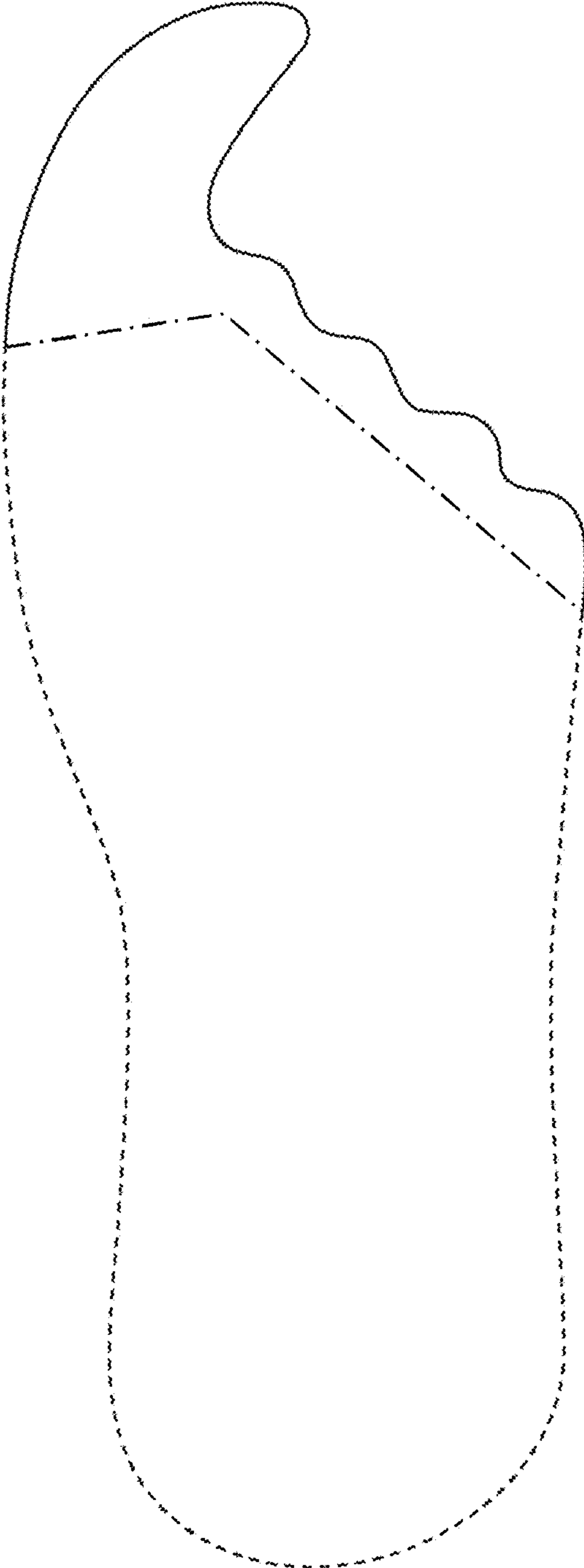


FIG. 3

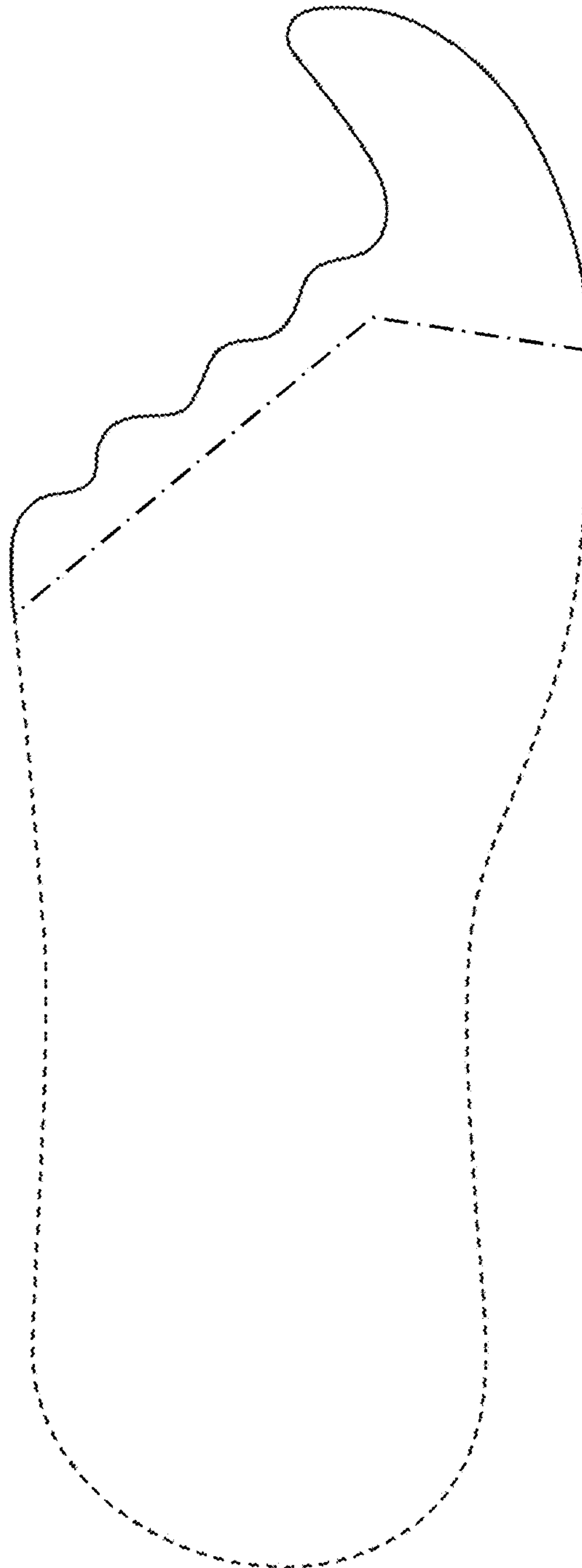


FIG. 4

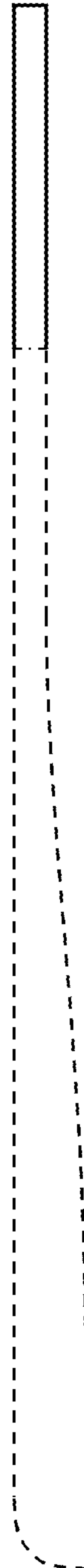


FIG. 5

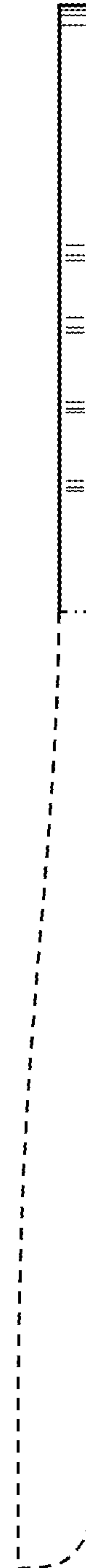


FIG. 6





FIG. 7



FIG. 8

