



US00D917848S

(12) **United States Design Patent**
Wehrmeyer

(10) **Patent No.:** **US D917,848 S**

(45) **Date of Patent:** **** May 4, 2021**

- (54) **SHOE**
- (71) Applicant: **NIKE, Inc.**, Beaverton, OR (US)
- (72) Inventor: **Brenton Wehrmeyer**, Portland, OR (US)
- (73) Assignee: **NIKE, Inc.**, Beaverton, OR (US)
- (**) Term: **15 Years**
- (21) Appl. No.: **29/748,110**
- (22) Filed: **Aug. 27, 2020**
- (51) **LOC (13) Cl.** **02-04**
- (52) **U.S. Cl.**
USPC **D2/947; D2/953**
- (58) **Field of Classification Search**
USPC D2/902, 906, 908, 916, 918, 925,
D2/946-962, 977; 36/3 B, 22 R, 24.5,
36/25 R, 28, 32 R, 34 R, 59 C, 67 A, 103
CPC A43B 13/00; A43B 13/02; A43B 13/023;
A43B 13/026; A43B 13/04; A43B 13/08;
A43B 13/10; A43B 13/12; A43B 13/14;
A43B 13/141; A43B 13/143; A43B
13/16; A43B 13/18; A43B 13/181; A43B
13/187; A43B 13/189; A43B 13/20; A43B
13/22; A43B 13/223; A43B 13/24; A43B
13/28; A43B 13/30; A43B 13/32; A43B
13/34; A43B 13/36
See application file for complete search history.

- D324,293 S 3/1992 Rogers
- D324,294 S 3/1992 Hatfield
- D328,385 S 8/1992 Hatfield
- D329,936 S 10/1992 Lucas
- D329,938 S 10/1992 Lucas
- D421,830 S * 3/2000 Rohrbach D2/947
- D511,617 S * 11/2005 Matis D2/947
- D513,840 S * 1/2006 Urie D2/947
- D542,514 S * 5/2007 Amado D2/927
- D555,891 S * 11/2007 Bettencourt D2/977
- 7,588,654 B2 * 9/2009 Schindler A43B 13/20
156/147
- 7,591,919 B2 * 9/2009 Schindler A43B 13/125
156/147
- D626,728 S * 11/2010 Tzenos D2/896
- D666,795 S 9/2012 Shaffer

(Continued)

OTHER PUBLICATIONS

“On-Foot Preview of the Nike Flyknit Racer Be True”; Sneaker News; retrieved Aug. 24, 2020; published Sep. 28, 2017; URL: <<https://sneakernews.com/2017/05/28/nike-flyknit-racer-be-true-on-foot-preview/>>.

(Continued)

Primary Examiner — T Chase Nelson
(74) *Attorney, Agent, or Firm* — Banner & Witcoff, Ltd.

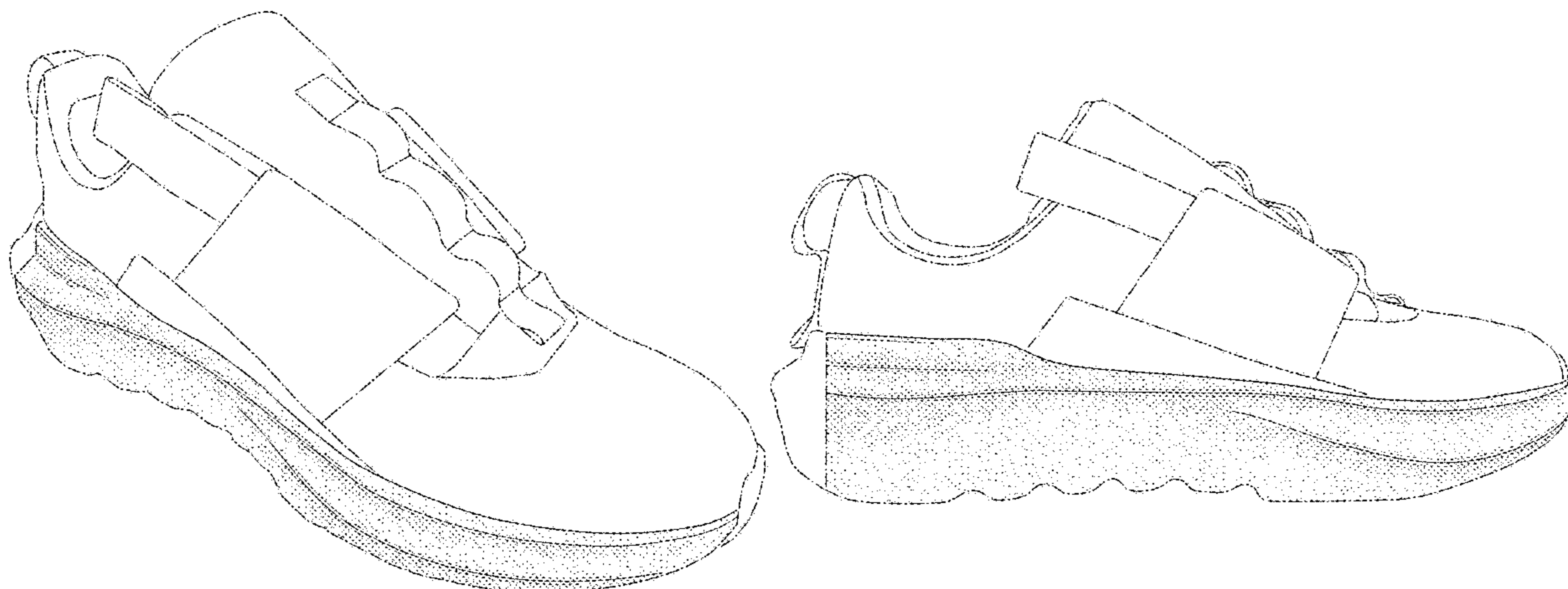
(57) **CLAIM**

The ornamental design for a shoe, as shown and described.

DESCRIPTION

FIG. 1 is a front perspective view of a shoe showing my new design;
FIG. 2 is a side view thereof; and,
FIG. 3 is a rear perspective view thereof.
The broken line immediately adjacent to the shaded area defines the bounds of the claimed design and forms no part thereof. The broken lines depicting the remainder of the shoe form no part of the claimed design.

1 Claim, 3 Drawing Sheets



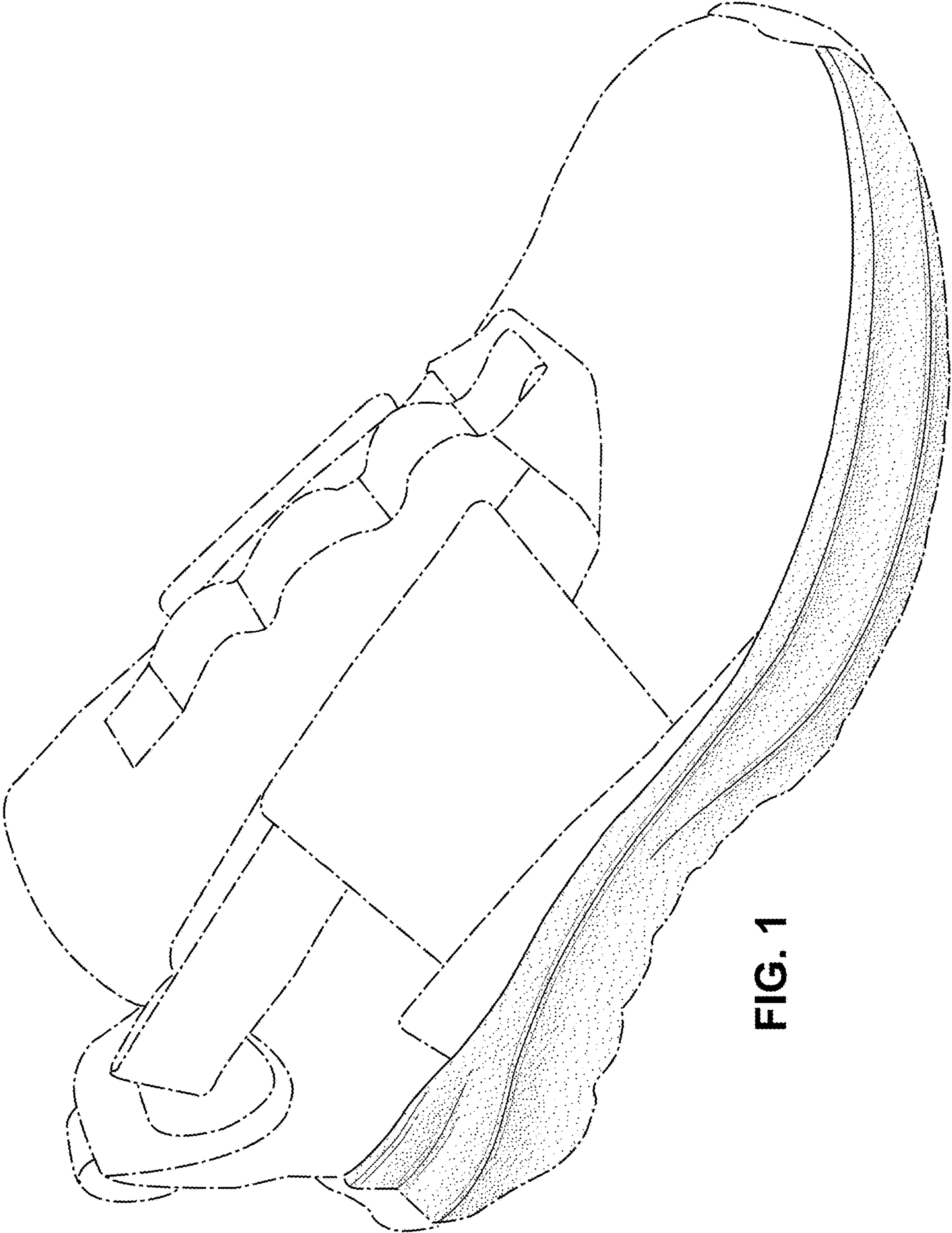


FIG. 1

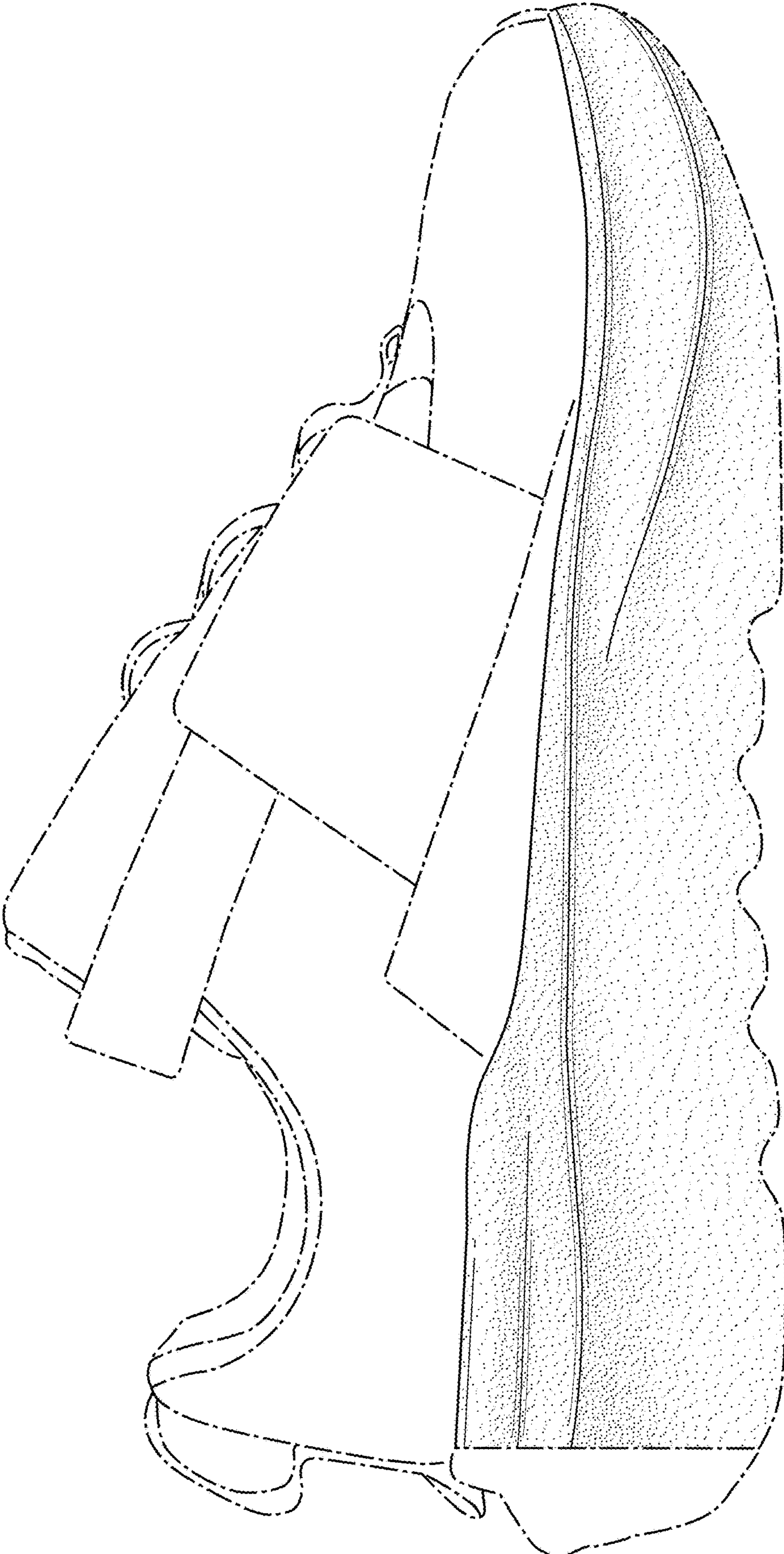


FIG. 2

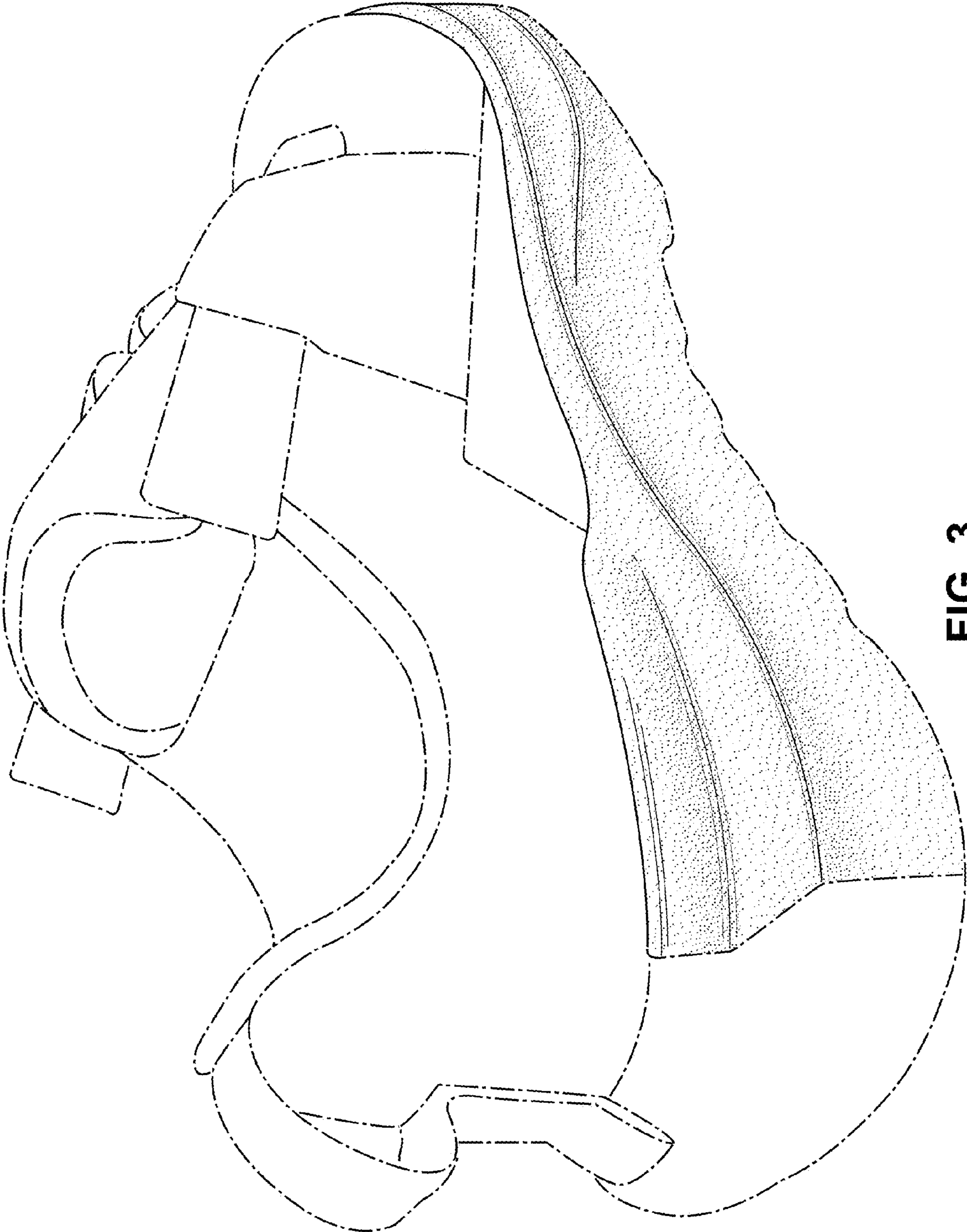


FIG. 3