



US00D917828S

(12) **United States Design Patent** (10) **Patent No.:** **US D917,828 S**
Servan (45) **Date of Patent:** **** May 4, 2021**

(54) **NECKTIE WITH POCKET**
(71) Applicant: **Rafael Servan**, Coral Springs, FL (US)
(72) Inventor: **Rafael Servan**, Coral Springs, FL (US)
(**) Term: **15 Years**

(21) Appl. No.: **29/714,426**
(22) Filed: **Nov. 22, 2019**
(51) **LOC (13) Cl.** **02-05**
(52) **U.S. Cl.**
USPC **D2/605**
(58) **Field of Classification Search**
USPC D2/500, 501, 502, 600, 601, 602, 603,
D2/604, 605, 606, 607, 608, 609
CPC A41D 25/00; A41D 25/001; A41D 25/003;
A41D 25/005; A41D 25/006; A41D
25/008; A41D 25/02; A41D 25/022;
A41D 25/025; A41D 25/027; A41D
25/04; A41D 25/06; A41D 25/08; A41D
25/10; A41D 25/12; A41D 25/14; A41D
27/20

See application file for complete search history.

(56) **References Cited**

U.S. PATENT DOCUMENTS

5,170,507 A * 12/1992 Langford A41D 25/008
2/148
D378,007 S * 2/1997 Dean D2/605
D393,137 S * 4/1998 Breton D2/500
5,806,098 A * 9/1998 McKinnon A41D 27/20
2/144
D437,471 S * 2/2001 Harris D2/605
D482,511 S * 11/2003 Dixson D2/605
D666,379 S * 9/2012 Kim D2/605
D688,440 S * 8/2013 Kim D2/605
D771,900 S * 11/2016 Brown D2/605

D833,106 S * 11/2018 Kennedy, Jr. D2/605
D845,583 S * 4/2019 Chiarenza D2/605
D868,419 S * 12/2019 Chiarenza D2/605
2008/0060114 A1 * 3/2008 Joseph A41D 25/003
2/145

OTHER PUBLICATIONS

Sail Away Pocket Tie, [online]; [internet publication date unknown];
[retrieved from the internet on Dec. 17, 2020]; URL: <https://www.yourpockettie.com/shop-1/sail-away-pocket-tie>. (2 pages).
Thepockettie on FaceBook, [online photo]; [photo published to the
Internet on Jun. 3, 2020]; [retrieved from the Internet on Dec. 17,
2020]; URL: <https://www.facebook.com/YourPocketTie/photos/a.2633444366938807/2633444333605477/?type=3&theater>. (1 page).*

* cited by examiner

Primary Examiner — Jasmine Mlinarcik
(74) *Attorney, Agent, or Firm* — Mark Terry

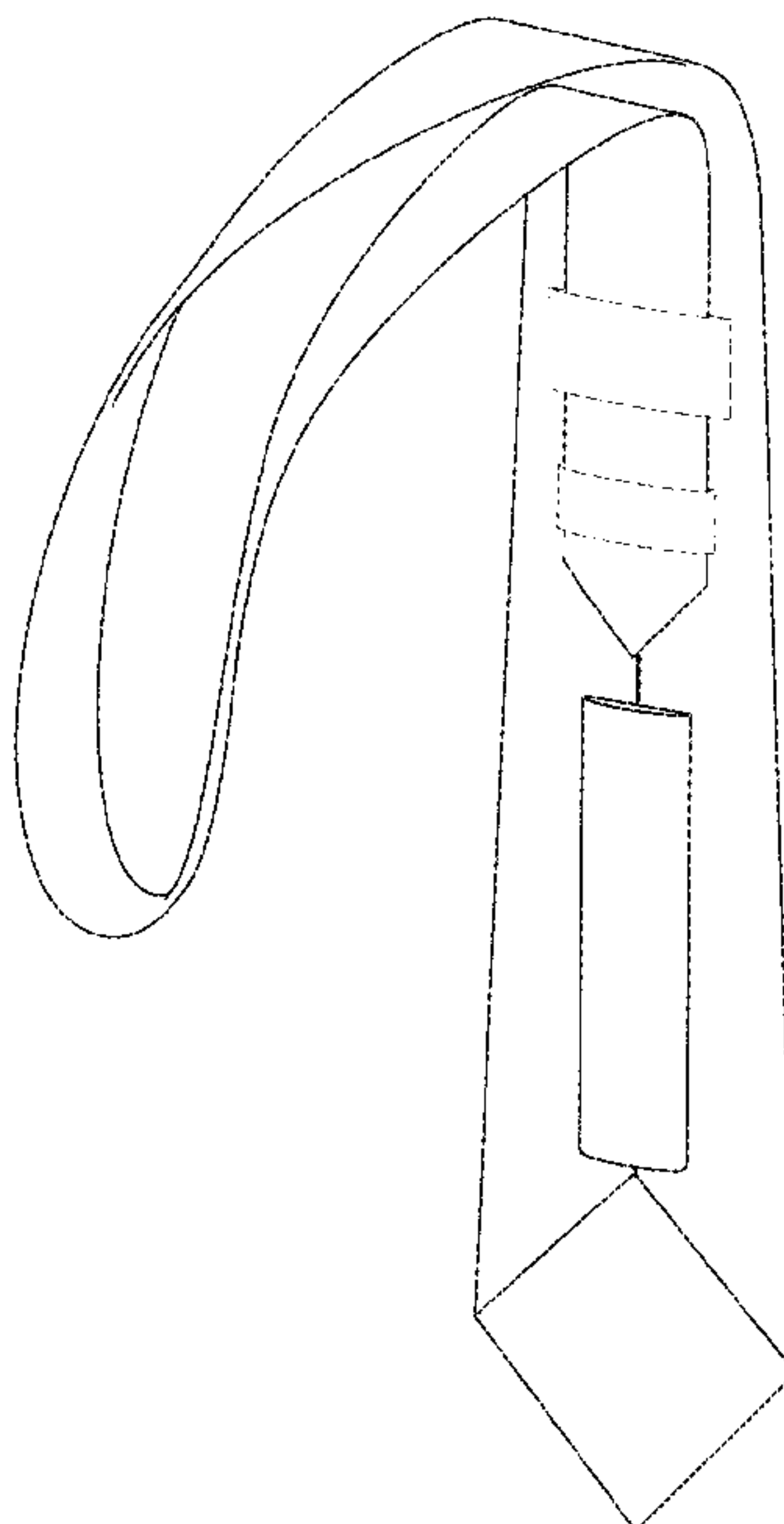
(57) **CLAIM**

The ornamental design for a necktie with pocket, as shown
and described.

DESCRIPTION

FIG. 1 is a rear perspective view of the necktie with pocket,
showing the new design;
FIG. 2 is a rights side perspective view thereof;
FIG. 3 is a rear view thereof;
FIG. 4 is a front view thereof;
FIG. 5 is a right side view thereof; and,
FIG. 6 is a left side view thereof.
The uniformly dashed lines shown in the drawings illustrate
portions of the necktie with pocket which form no part of the
claimed design.

1 Claim, 3 Drawing Sheets



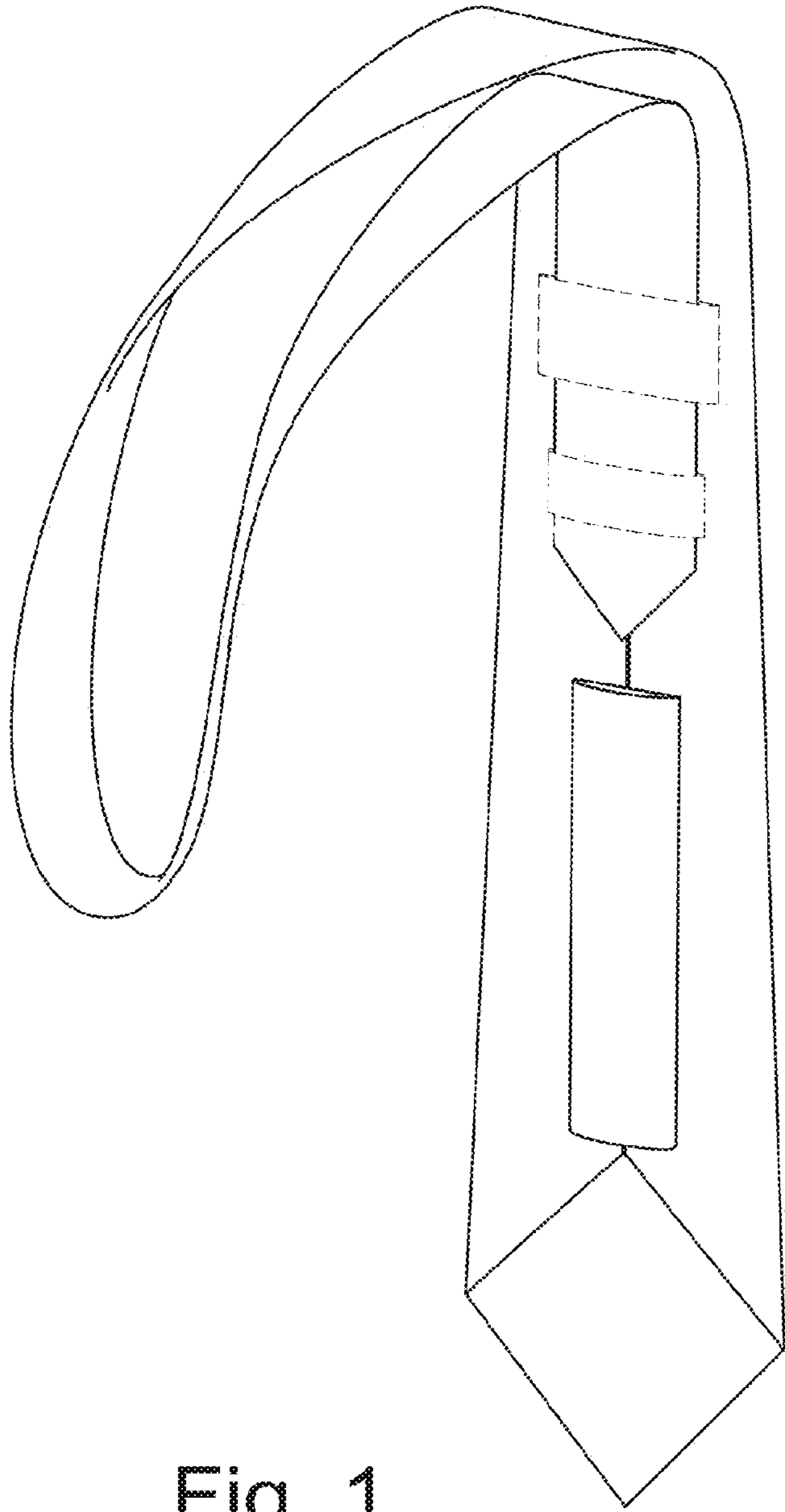


Fig. 1

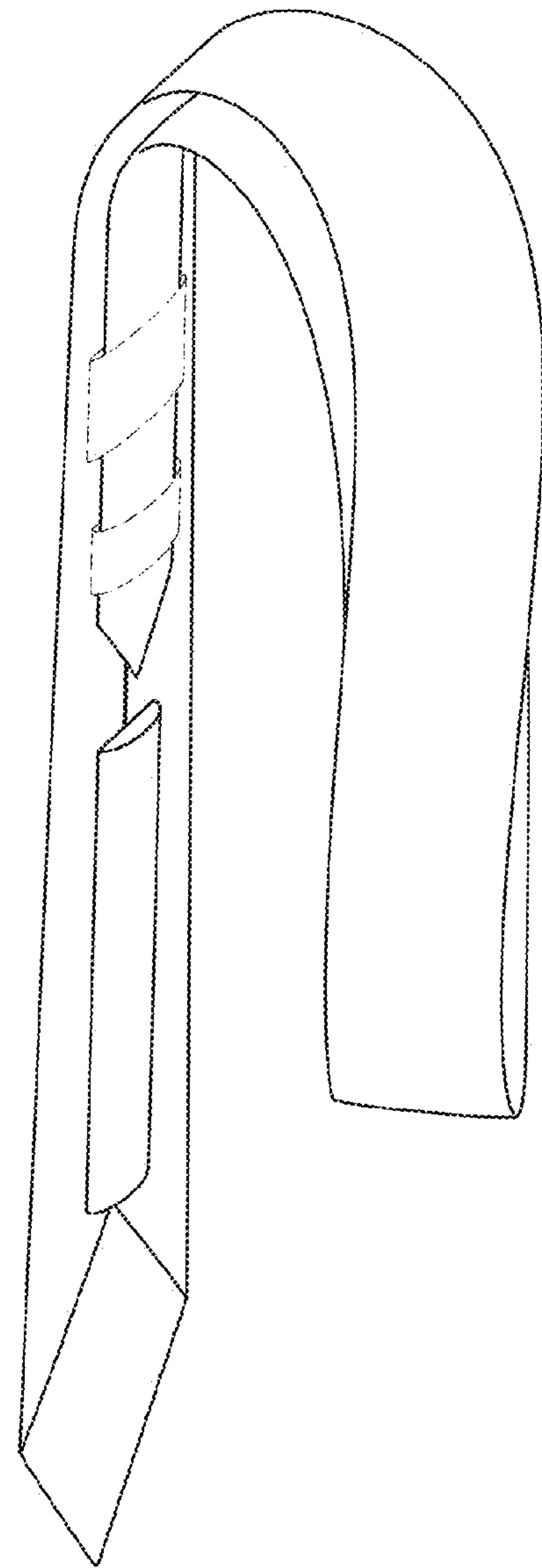


Fig. 2

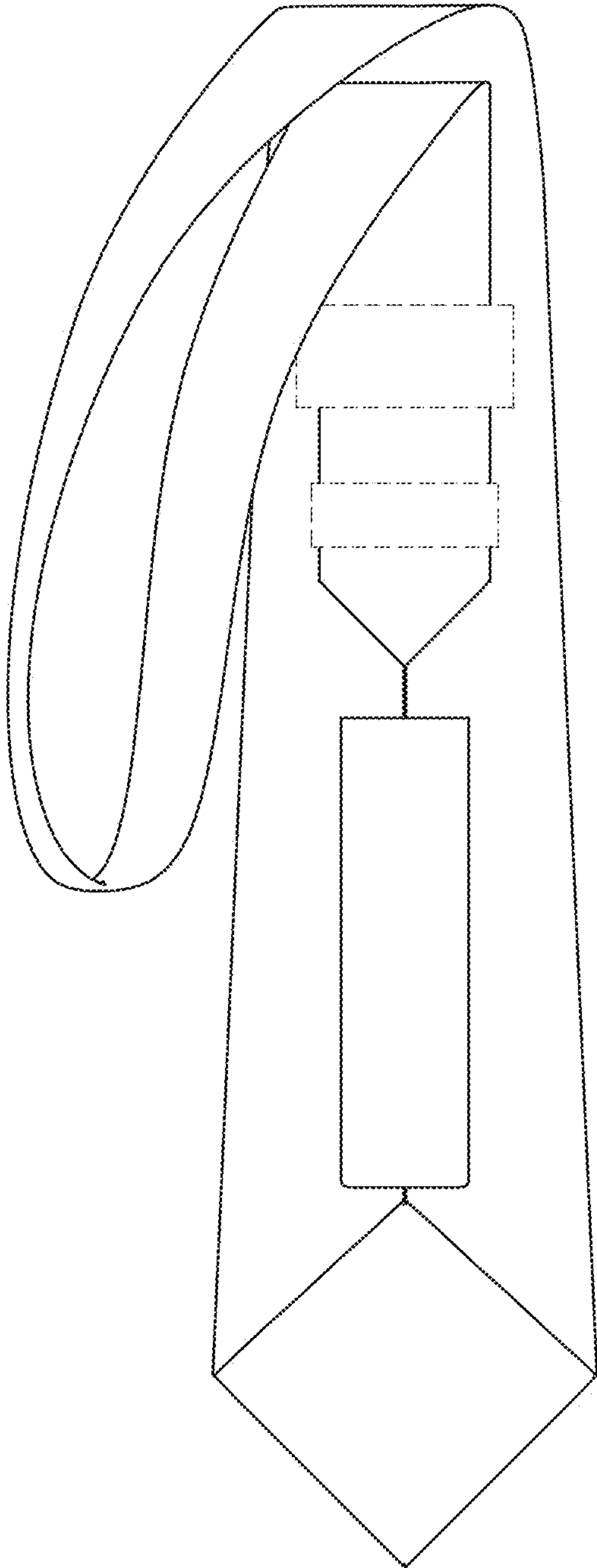


Fig. 3

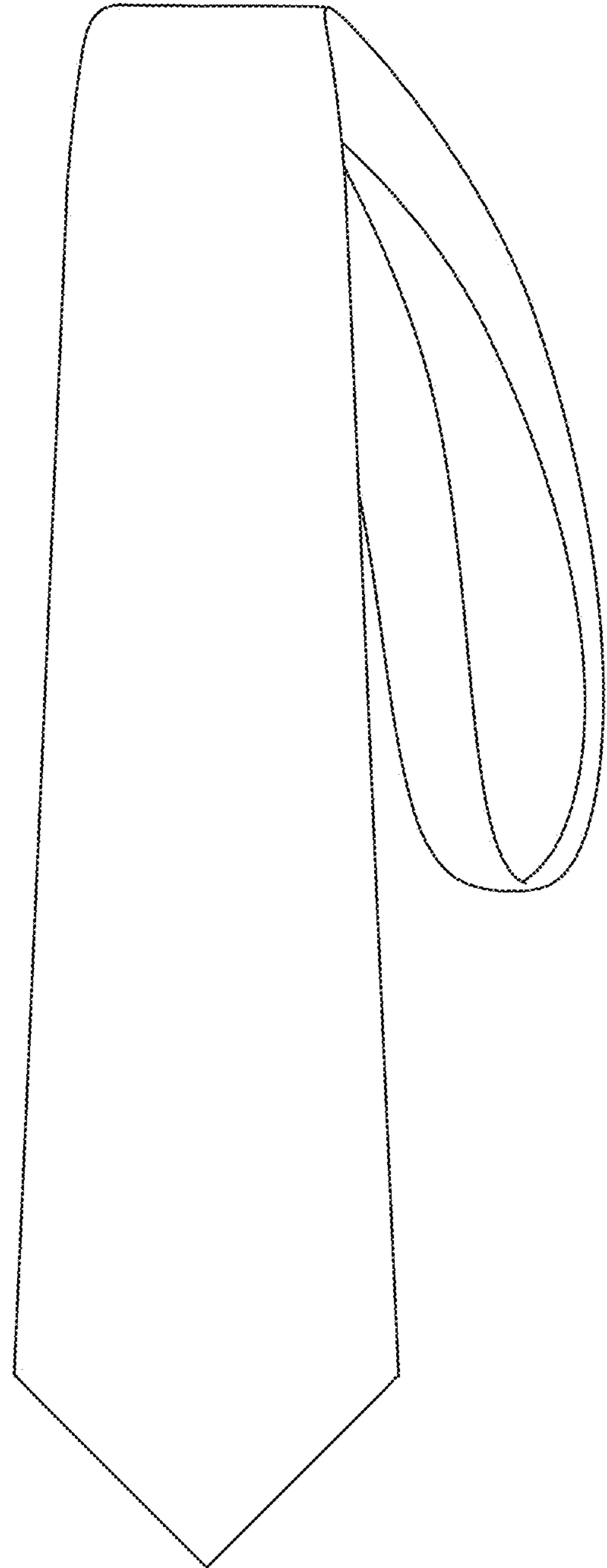


Fig. 4

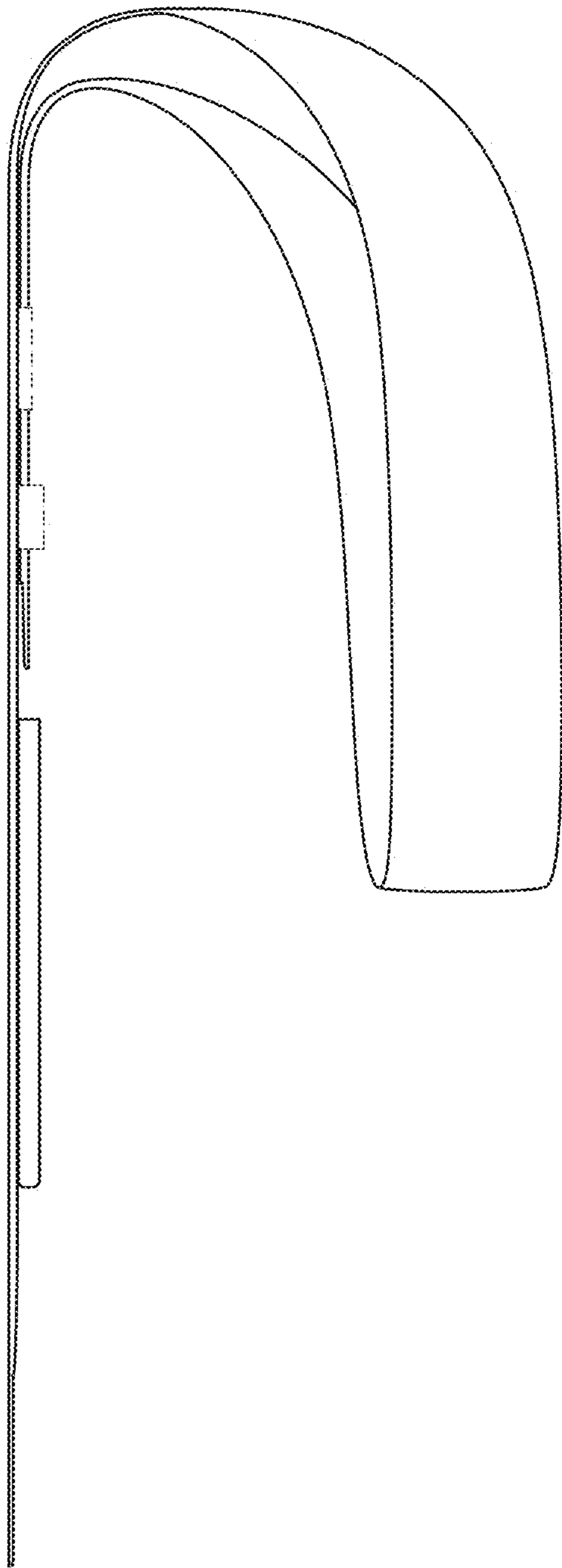


Fig. 5

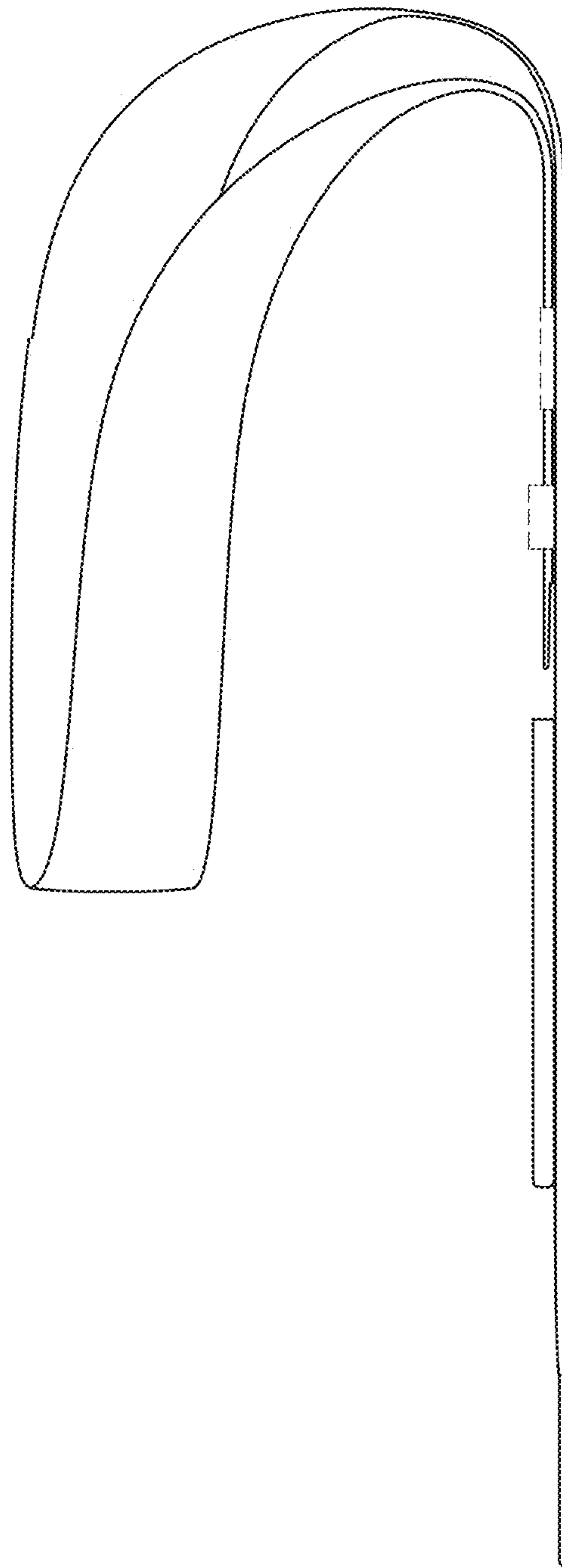


Fig. 6