



US00D917818S

(12) **United States Design Patent** (10) **Patent No.:** **US D917,818 S**
Diaz (45) **Date of Patent:** **** Apr. 27, 2021**

(54) **RECEPTACLE**

D727,790 S 4/2015 Ramadan
10,462,980 B2 11/2019 Pence et al.
2011/0011874 A1 1/2011 Kurosawa

(71) Applicant: **Ruben Harvey Diaz**, Torrance, CA
(US)

FOREIGN PATENT DOCUMENTS

(72) Inventor: **Ruben Harvey Diaz**, Torrance, CA
(US)

EP 3360409 B1 6/2020

* cited by examiner

(**) Term: **15 Years**

Primary Examiner — Cynthia Ramirez

(21) Appl. No.: **29/753,746**

(74) *Attorney, Agent, or Firm* — Knobbe, Martens, Olson & Bear LLP

(22) Filed: **Oct. 1, 2020**

(57) **CLAIM**

(51) **LOC (13) Cl.** **09-09**

The ornamental design for a receptacle, as shown and described.

(52) **U.S. Cl.**

USPC **D34/1**

DESCRIPTION

(58) **Field of Classification Search**

USPC D34/1, 4; D7/602; D11/143, 148, 152;
D19/77, 81

CPC B65F 1/1615; B65F 1/1607; B65F 1/163;
B65F 1/16; B65F 1/062; B65F 1/068

See application file for complete search history.

FIG. 1 is a front, right side, top perspective view of a first embodiment of a receptacle embodying the new design; FIG. 2 is a front view thereof; FIG. 3 is a rear view thereof; FIG. 4 is a left side view thereof; FIG. 5 is a right side view thereof; FIG. 6 is a top view thereof; and FIG. 7 is a bottom view thereof.

FIG. 8 is a front, right side, top perspective view of a second embodiment of a receptacle embodying the new design; FIG. 9 is a front view thereof; FIG. 10 is a rear view thereof; FIG. 11 is a left side view thereof; FIG. 12 is a right side view thereof; FIG. 13 is a top view thereof; and, FIG. 14 is a bottom view thereof.

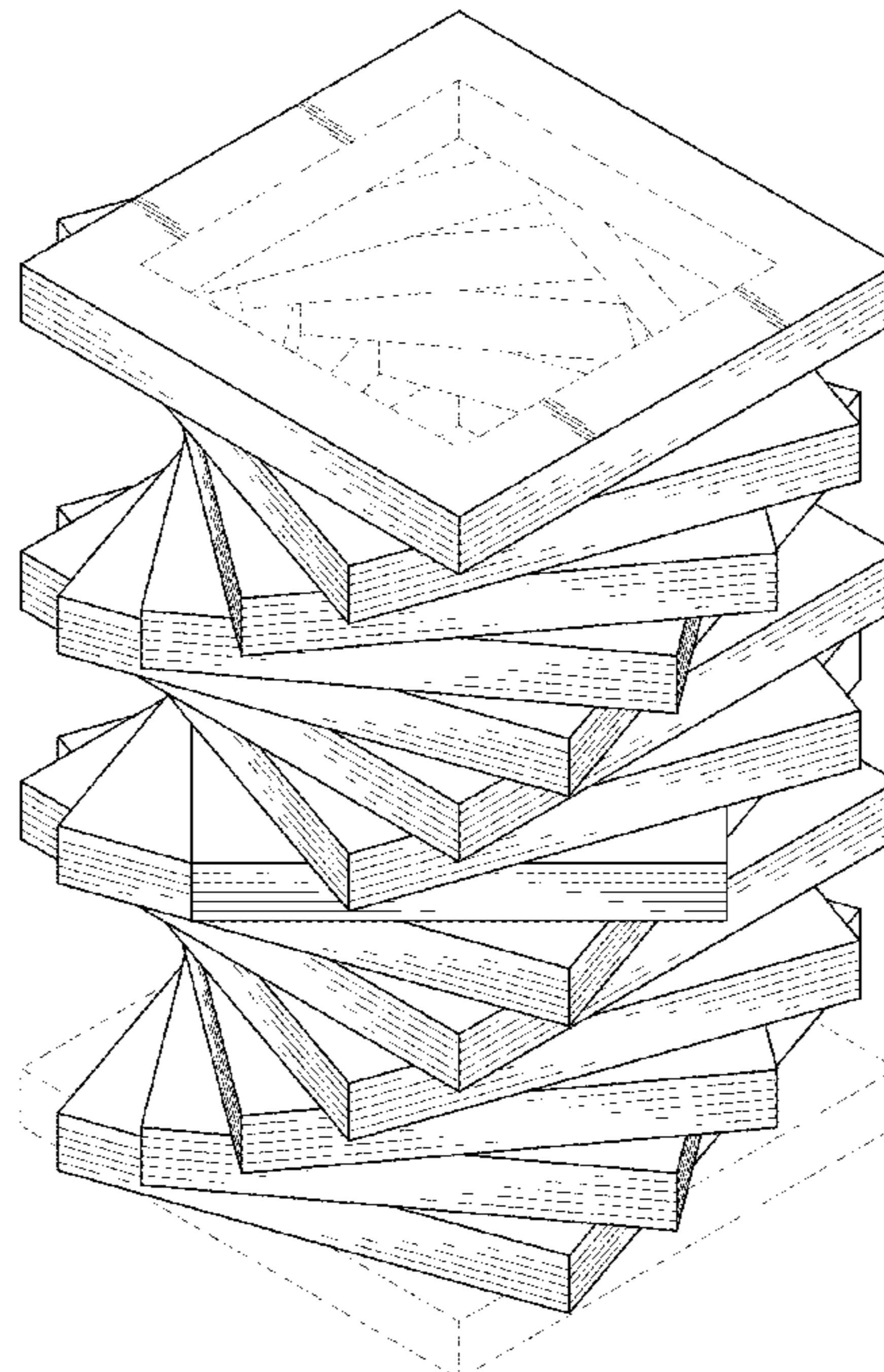
Broken lines in the figures are to show portions of the receptacle, which form no part of the claimed design.

(56) **References Cited**

U.S. PATENT DOCUMENTS

D77,482 S	1/1929	Haley	
D208,645 S	9/1967	Kiggins	
D208,646 S	* 9/1967	Kiggins	D11/148
3,788,372 A	1/1974	Terenzoni	
D239,460 S	* 4/1976	Schacht	D26/84
D306,985 S	4/1990	Mason, Jr.	
D309,878 S	8/1990	Mason, Jr.	
D324,503 S	3/1992	Caisley	
D338,377 S	* 8/1993	Scott, Jr.	D11/155
D435,865 S	1/2001	La Greca	
D509,109 S	9/2005	Vovan	
D510,843 S	10/2005	Vovan	
D638,328 S	5/2011	Harshman	

1 Claim, 14 Drawing Sheets



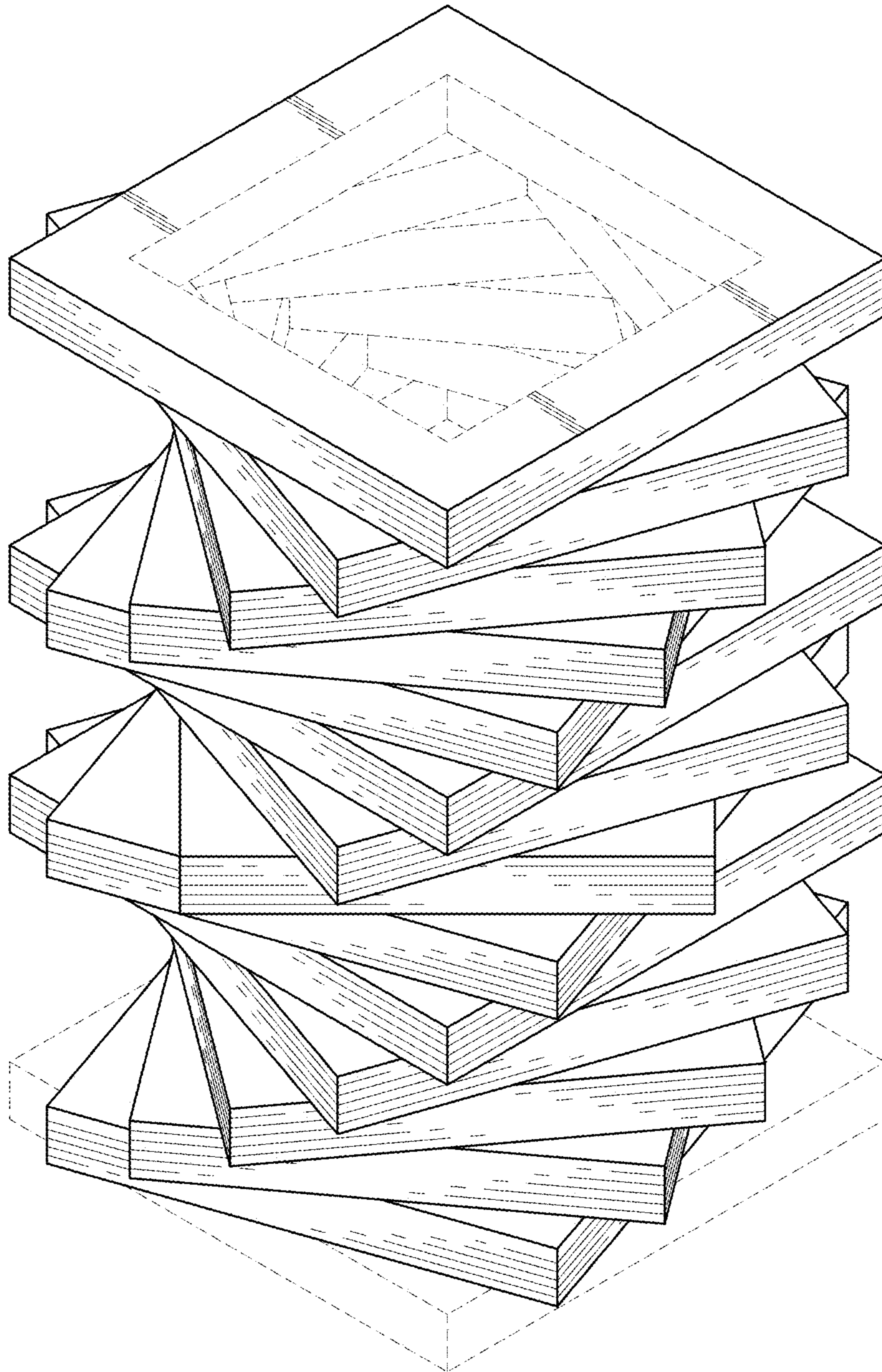


FIG. 1




FIG. 2




FIG. 3




FIG. 4




FIG. 5

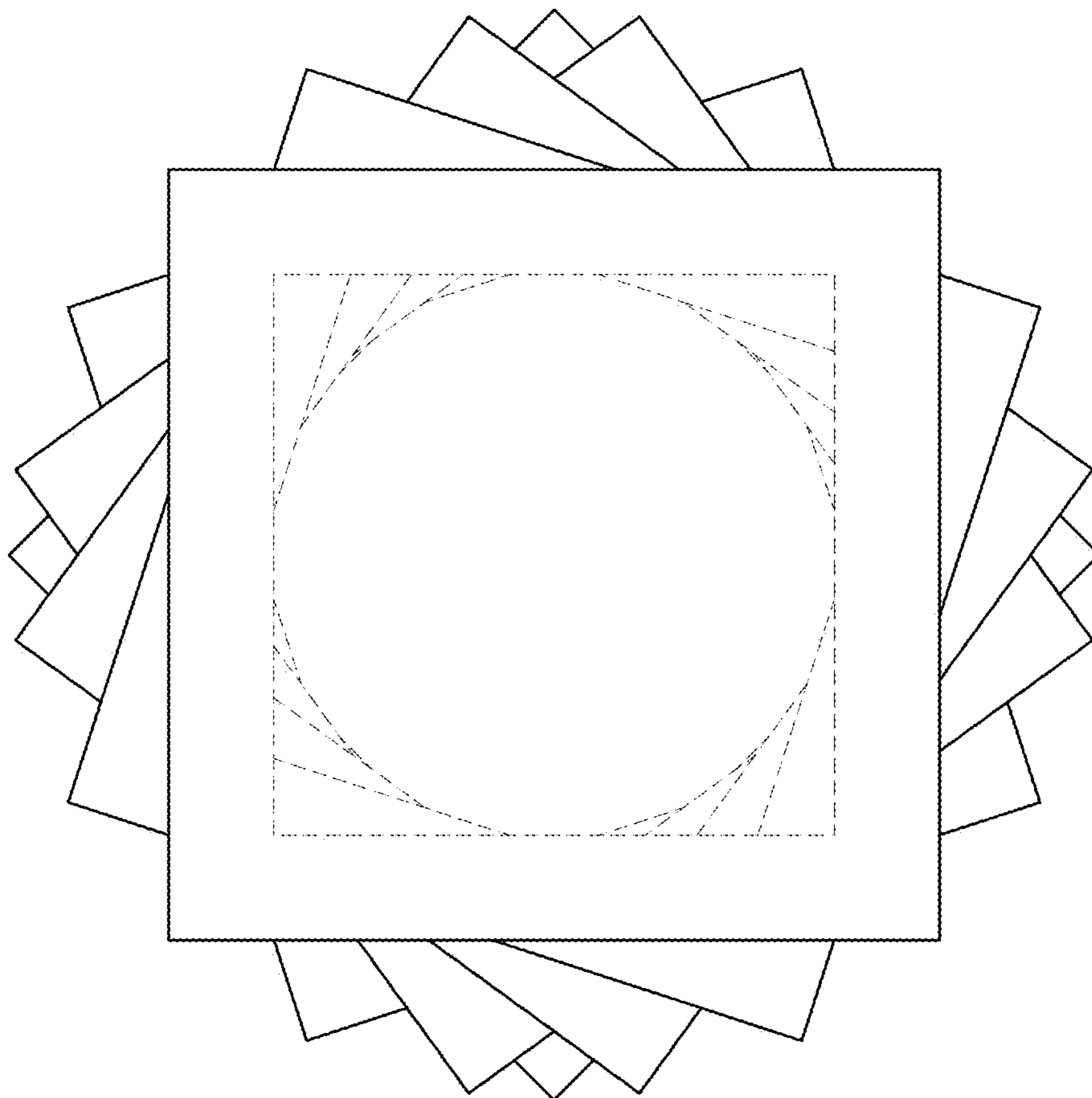


FIG. 6

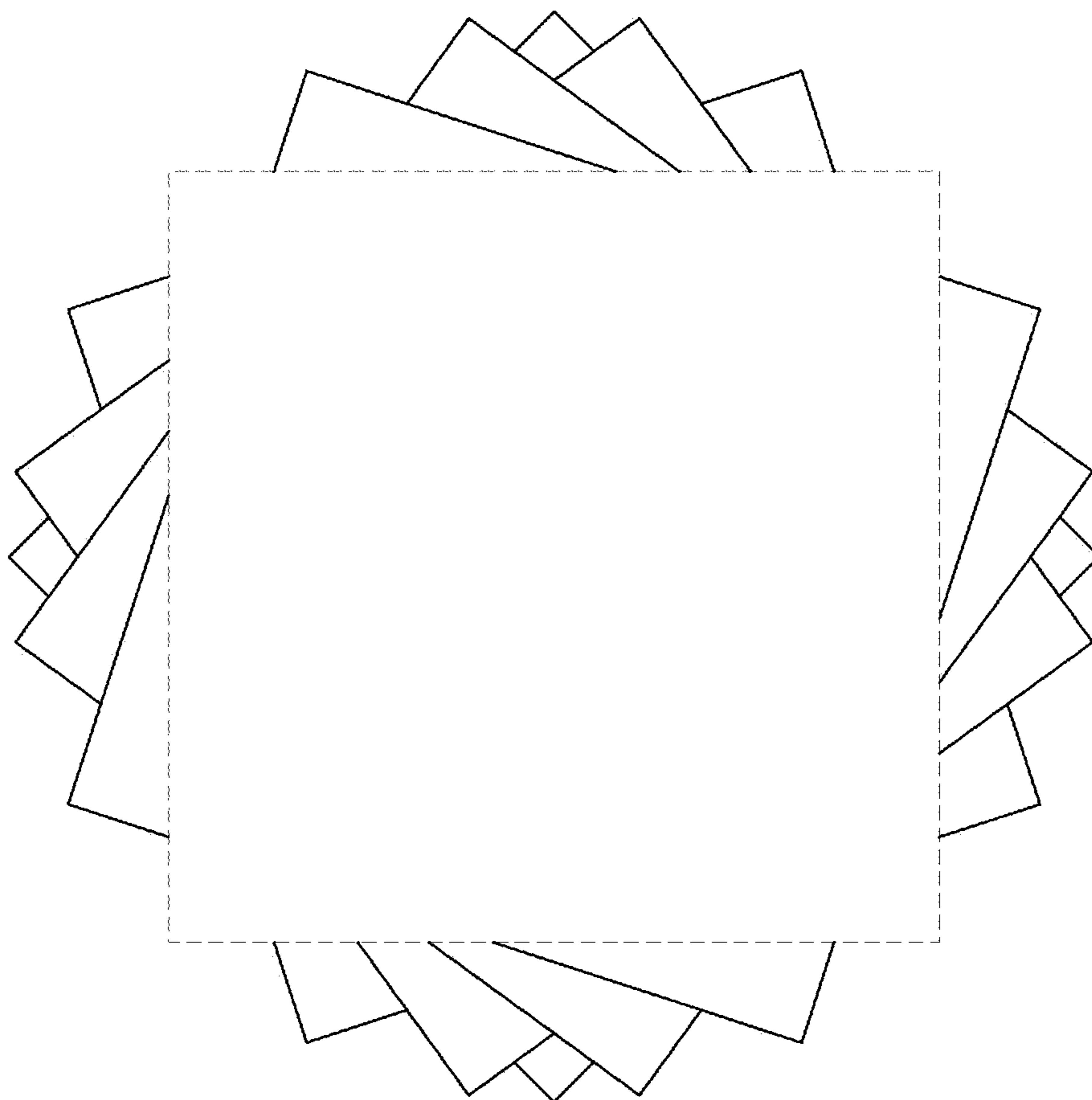


FIG. 7

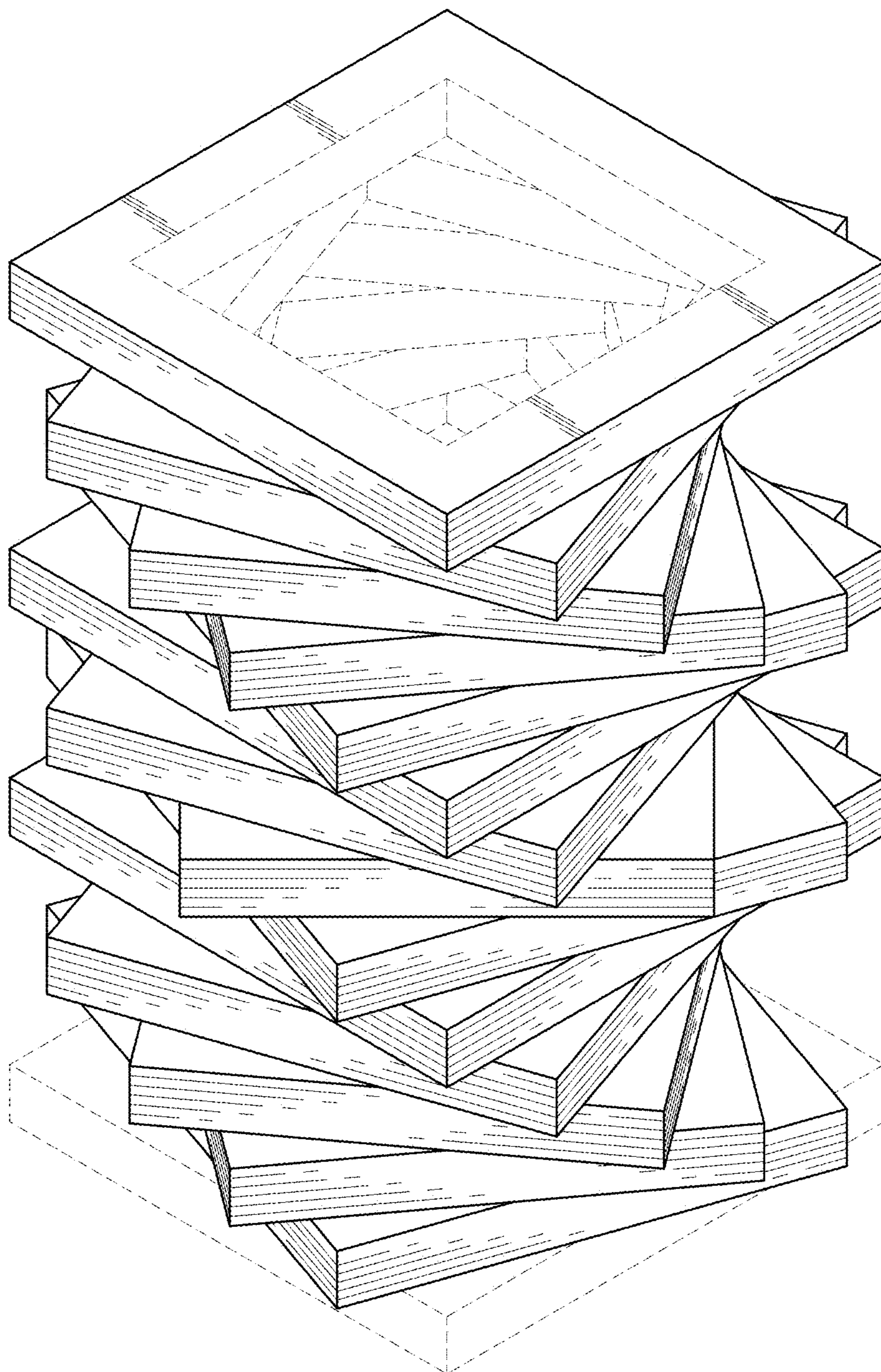


FIG. 8




FIG. 9




FIG. 10




FIG. 11




FIG. 12

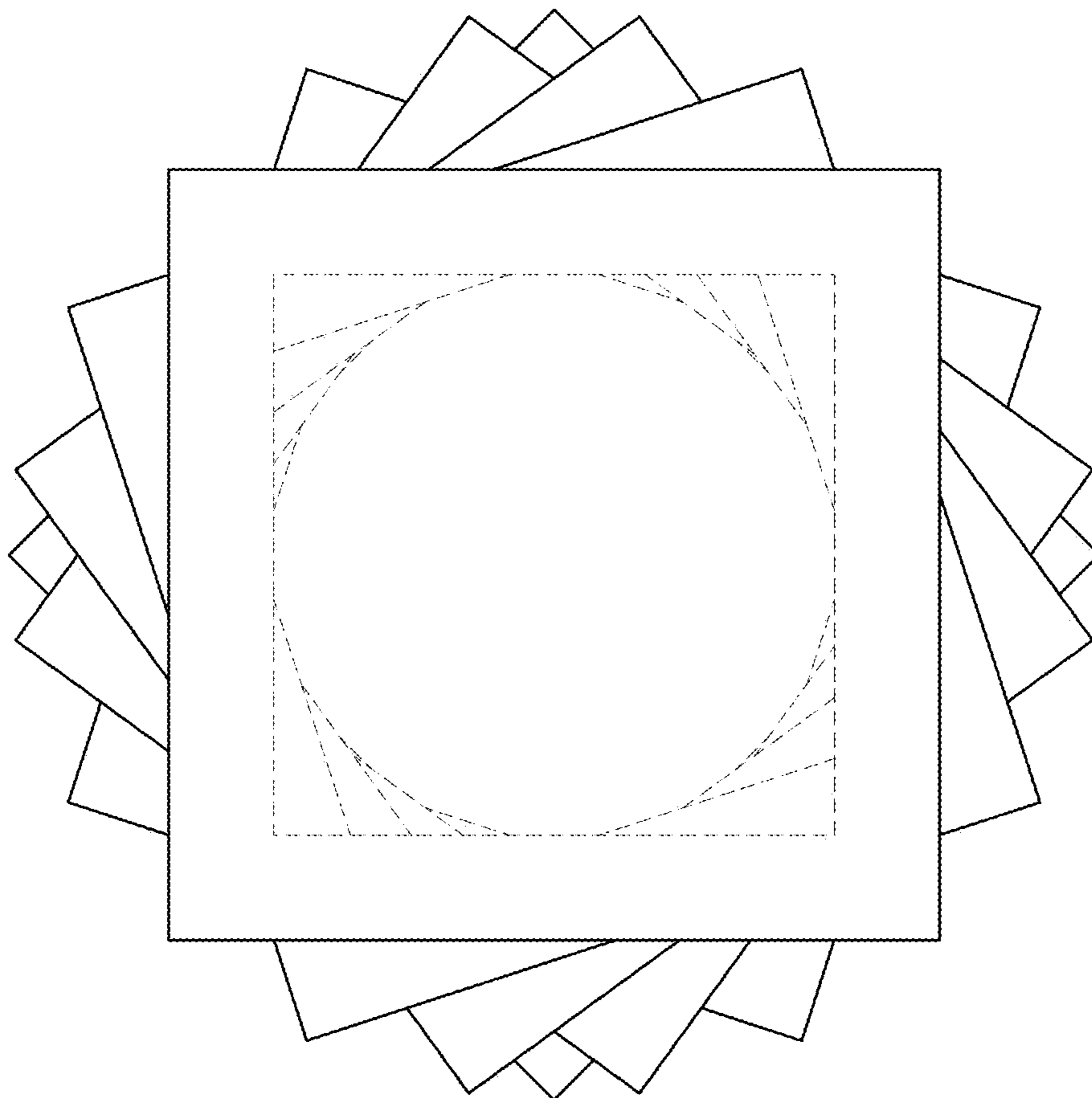


FIG. 13




FIG. 14