



US00D917803S

(12) **United States Design Patent**
Yoon et al.

(10) **Patent No.:** **US D917,803 S**
(45) **Date of Patent:** **** Apr. 27, 2021**

- (54) **CLOTHING CARE MACHINE**
- (71) Applicant: **Samsung Electronics Co., Ltd.**,
Suwon-si (KR)
- (72) Inventors: **Hyunwoo Yoon**, Seongnam-si (KR);
Sanghun Yoon, Seoul (KR); **Jinsook Park**,
Uiwang-si (KR); **Sodam Park**, Seoul (KR);
Kangkyung Lee, Seoul (KR)
- (73) Assignee: **Samsung Electronics Co., Ltd.**,
Suwon-si (KR)

- 8,215,133 B2 * 7/2012 Kim D06F 58/203
68/5 C
 - 8,424,141 B2 * 4/2013 Yoo D06F 58/203
8/149.3
 - 8,484,868 B2 * 7/2013 Kim D06F 58/12
38/14
 - 8,505,340 B2 * 8/2013 Kim D06F 58/10
68/5 C
 - D732,769 S * 6/2015 Chung D32/25
 - D732,770 S * 6/2015 Choi D32/25
 - D732,771 S * 6/2015 Chung D32/25
 - D732,772 S * 6/2015 Chung D32/25
 - D732,773 S * 6/2015 Chung D32/25
 - D732,774 S * 6/2015 Chung D32/25
- (Continued)

- (**) Term: **15 Years**
- (21) Appl. No.: **29/680,444**
- (22) Filed: **Feb. 15, 2019**

Primary Examiner — Michelle E. Wilson
(74) *Attorney, Agent, or Firm* — NSIP Law

(30) **Foreign Application Priority Data**

Aug. 16, 2018 (KR) 30-2018-0038078

- (51) **LOC (13) Cl.** **15-05**
- (52) **U.S. Cl.**
USPC **D32/6**
- (58) **Field of Classification Search**
USPC D32/1-3, 5-6, 10, 25
CPC D06F 58/20; D06F 73/02; D06F 58/10;
D06F 58/12; D06F 58/203
See application file for complete search history.

(57) **CLAIM**

We claim the ornamental design for a clothing care machine, as shown and described.

(56) **References Cited**

U.S. PATENT DOCUMENTS

- D197,085 S * 12/1963 Bequette D32/8
- D532,563 S * 11/2006 Kim D32/6
- D640,430 S * 6/2011 Jee D32/6
- D643,165 S * 8/2011 Song D32/8
- 8,037,626 B2 * 10/2011 Moon D06F 58/10
38/14
- D663,495 S * 7/2012 Song D32/8


DESCRIPTION

FIG. 1 is a front perspective view of a clothing care machine showing our new design;
FIG. 2 is a front view thereof;
FIG. 3 is a rear view thereof;
FIG. 4 is a left-side view thereof;
FIG. 5 is a right-side view thereof;
FIG. 6 is a top view thereof;
FIG. 7 is a bottom view thereof;
FIG. 8 is a cross-sectional view thereof taken through line 8-8 of FIG. 2; and,
FIG. 9 is a cross-sectional view thereof taken through line 9-9 of FIG. 2.

The evenly-spaced broken lines in the figures show portions of the clothing care machine which form no part of the claimed design.

The dot-dash lines in the figures define boundaries of the claimed design and form no part of thereof.

1 Claim, 9 Drawing Sheets



(56)

References Cited

U.S. PATENT DOCUMENTS

D732,775	S *	6/2015	Chung	D32/25
D743,127	S *	11/2015	Chung	D32/25
D743,128	S *	11/2015	Chung	D32/25
D743,129	S *	11/2015	Chung	D32/25
D743,130	S *	11/2015	Choi	D32/25
D743,652	S *	11/2015	Chung	D32/25
D743,653	S *	11/2015	Chung	D32/25
D743,654	S *	11/2015	Chung	D32/25
D824,124	S *	7/2018	Lee	D32/6
D827,236	S *	8/2018	Chung	D32/25
D828,656	S *	9/2018	Chung	D32/6
D836,271	S *	12/2018	Chung	D32/6
D839,515	S *	1/2019	Chung	D32/25
D897,058	S *	9/2020	Kim	D32/6
2001/0037590	A1 *	11/2001	MacGregor	D06F 73/02 38/3
2008/0136295	A1 *	6/2008	Aizpuru Borda	D06F 58/10 312/31
2010/0058813	A1 *	3/2010	Moon	D06F 73/02 68/6
2012/0240425	A1 *	9/2012	Park	D06F 58/20 34/202

* cited by examiner

FIG. 1

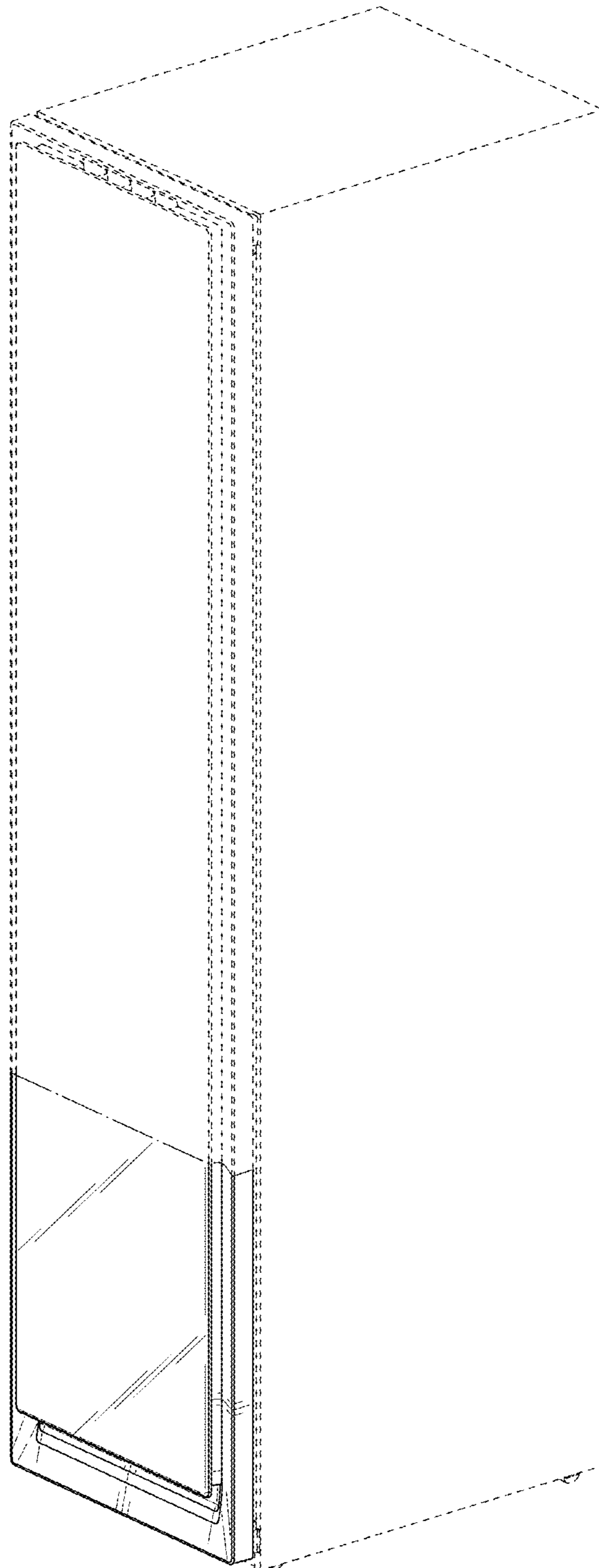


FIG. 2




FIG. 3




FIG. 4




FIG. 5

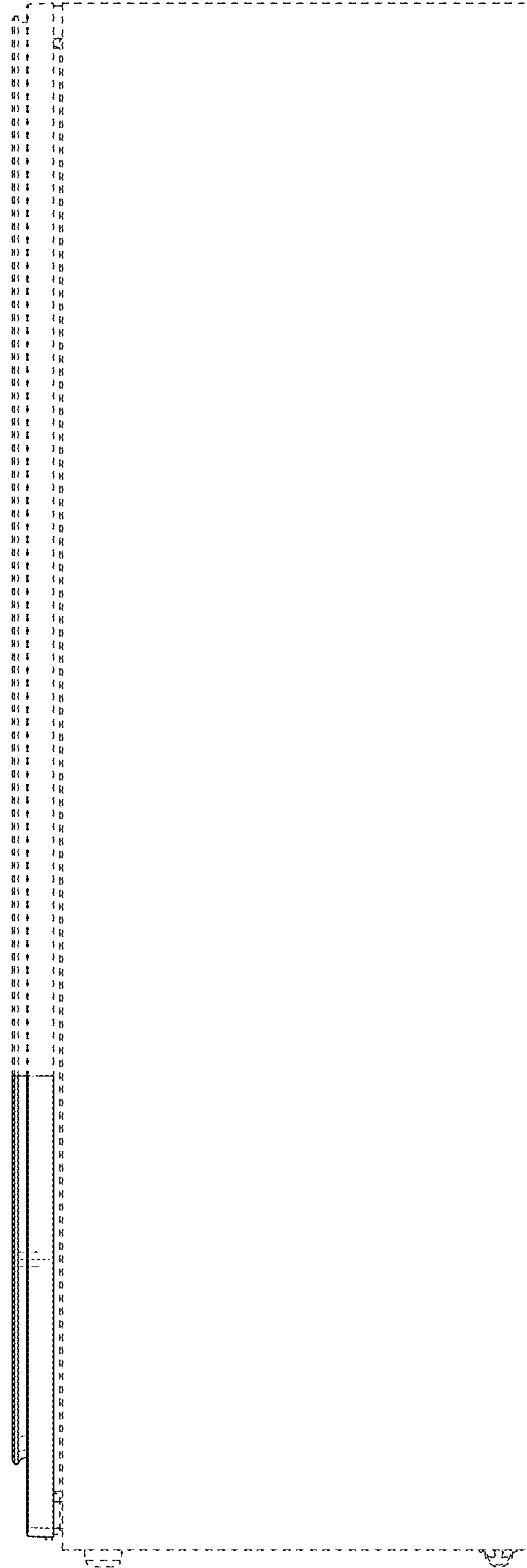


FIG. 6




FIG. 7




FIG. 8




FIG. 9

