



US00D917790S

(12) **United States Design Patent**
Fajen et al.

(10) **Patent No.:** **US D917,790 S**
(45) **Date of Patent:** **** Apr. 27, 2021**

- (54) **WIND AND NOISE BLOCKER**
- (71) Applicant: **E&M ENTERPRISES, LLC**, Happy Valley, OR (US)
- (72) Inventors: **Fredric Michael Fajen**, Happy Valley, OR (US); **Adrienne Michelle Fajen**, Happy Valley, OR (US)
- (73) Assignee: **E&M ENTERPRISES, LLC**, Happy Valley, OR (US)
- (**) Term: **15 Years**
- (21) Appl. No.: **29/665,792**
- (22) Filed: **Oct. 6, 2018**
- (51) **LOC (13) Cl.** **02-99**
- (52) **U.S. Cl.**
USPC **D29/122**
- (58) **Field of Classification Search**
USPC D29/122, 102-110; D2/878
CPC .. A42B 3/04; A42B 3/163; A42B 3/08; A42B 3/10; A42B 3/16; A42B 3/166; A42B 3/127; A61F 11/06; A63B 71/10
See application file for complete search history.

5,231,704 A * 8/1993 Hildenbrand A42B 3/163
2/209
5,323,493 A 6/1994 Ogiba
5,477,564 A 12/1995 Tichy
(Continued)

OTHER PUBLICATIONS

Wind Noise Blockers for Bicycle Helmet-Noise Reduction Cover (on-line) date first available Oct. 3, 2019. Retrieved from Internet Feb. 2, 2021, URL: <https://www.amazon.com/Wind-Blox-Focus-Blockers-Reduction-Protection-Accessories/dp/B07YNVT4B7> (4 pages) (Year: 2019).*

(Continued)

Primary Examiner — Kimberly Barnes
(74) *Attorney, Agent, or Firm* — Renaissance IP Law Group, LLP; David A. Crowther

(57) **CLAIM**

The ornamental design for a wind and noise blocker, as shown and described.

DESCRIPTION

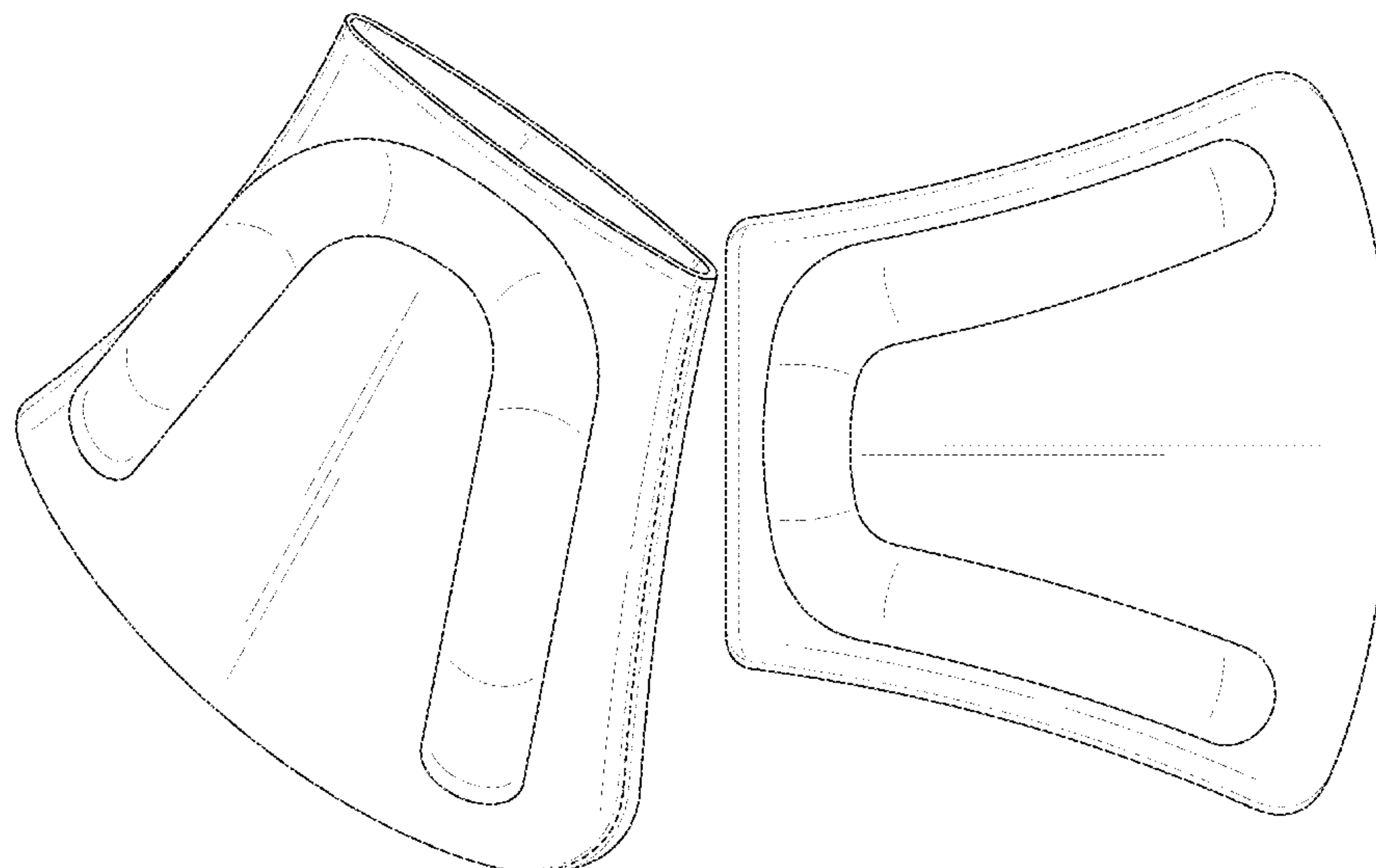
FIG. 1 is a perspective view of a wind and noise blocker showing our new design;
FIG. 2 is a front view of the wind and noise blocker of FIG. 1;
FIG. 3 is a back view of the wind and noise blocker of FIG. 1;
FIG. 4 is a first side view of the wind and noise blocker of FIG. 1;
FIG. 5 is a second side view of the wind and noise blocker of FIG. 1;
FIG. 6 is a third side view of the wind and noise blocker of FIG. 1; and,
FIG. 7 is a fourth side view of the wind and noise blocker of FIG. 1.
The broken lines illustrate portions of the wind and noise blocker that form no part of the claimed design.

1 Claim, 5 Drawing Sheets

(56) **References Cited**

U.S. PATENT DOCUMENTS

- 863,315 A * 8/1907 Pierce A42B 3/166
2/423
- D167,089 S * 6/1952 Leight D29/112
- 2,991,478 A * 7/1961 Zbikowski A42B 3/10
2/421
- 3,471,865 A * 10/1969 Molitoris A42B 3/127
2/423
- 3,480,966 A * 12/1969 Molitoris A42B 3/08
2/421
- 4,574,912 A 3/1986 Fuss et al.
- 4,616,643 A * 10/1986 Jung A61F 11/06
128/866
- 4,751,746 A 6/1988 Rustin



(56)

References Cited

U.S. PATENT DOCUMENTS

5,691,514 A 11/1997 Landis
 5,691,515 A 11/1997 Landis
 D399,606 S 10/1998 Folise
 D399,607 S 10/1998 Davis
 D401,393 S 11/1998 Johanson et al.
 5,881,393 A * 3/1999 Marchello A63B 71/10
 2/209
 5,943,703 A 8/1999 Avila, Jr.
 D414,872 S 10/1999 Doyle
 6,029,282 A 2/2000 Buschman
 6,029,769 A 2/2000 Tichy
 6,220,386 B1 4/2001 Tichy
 6,237,714 B1 5/2001 Lee
 D448,526 S * 9/2001 Brignone D29/102
 6,286,149 B1 9/2001 Whitaker
 D448,890 S * 10/2001 Brignone D29/102
 6,325,173 B1 12/2001 Miller
 D453,056 S * 1/2002 Garneau D29/106
 6,347,412 B1 2/2002 Dorman
 D476,776 S * 7/2003 Finquel D29/102
 6,860,598 B1 3/2005 Bigda
 7,243,378 B2 * 7/2007 Desarmaux A42B 3/16
 2/209

D594,186 S 6/2009 Petty
 D594,601 S 6/2009 Briggs
 7,971,282 B2 * 7/2011 Berge A42B 3/16
 2/423
 D650,132 S * 12/2011 Chilson D29/105
 8,261,748 B1 * 9/2012 Goldberg A61B 1/32
 128/848
 D685,138 S * 6/2013 Leedom D29/122
 D695,461 S * 12/2013 Velasquez D29/104
 9,486,030 B2 * 11/2016 Krissman H04R 1/10
 10,667,954 B2 * 6/2020 Matossian A61F 11/06
 2004/0040072 A1 3/2004 Mizuno
 2006/0088178 A1 * 4/2006 Whelen A42B 3/30
 381/301
 2007/0136921 A1 6/2007 Tiegs
 2009/0300827 A1 12/2009 Mizuno
 2011/0055997 A1 3/2011 Tyler

OTHER PUBLICATIONS

Ear Pads Wind Noise Blockers for Helmets (on-line), dated Oct. 21, 2020. Retrieved from Internet Feb. 2, 2021, URL: <https://web.archive.org/web/20201021012653/https://microdothelmet.co/products/half-helmet-ear-warmers-pads> (2 pages) (Year: 2020).*

* cited by examiner

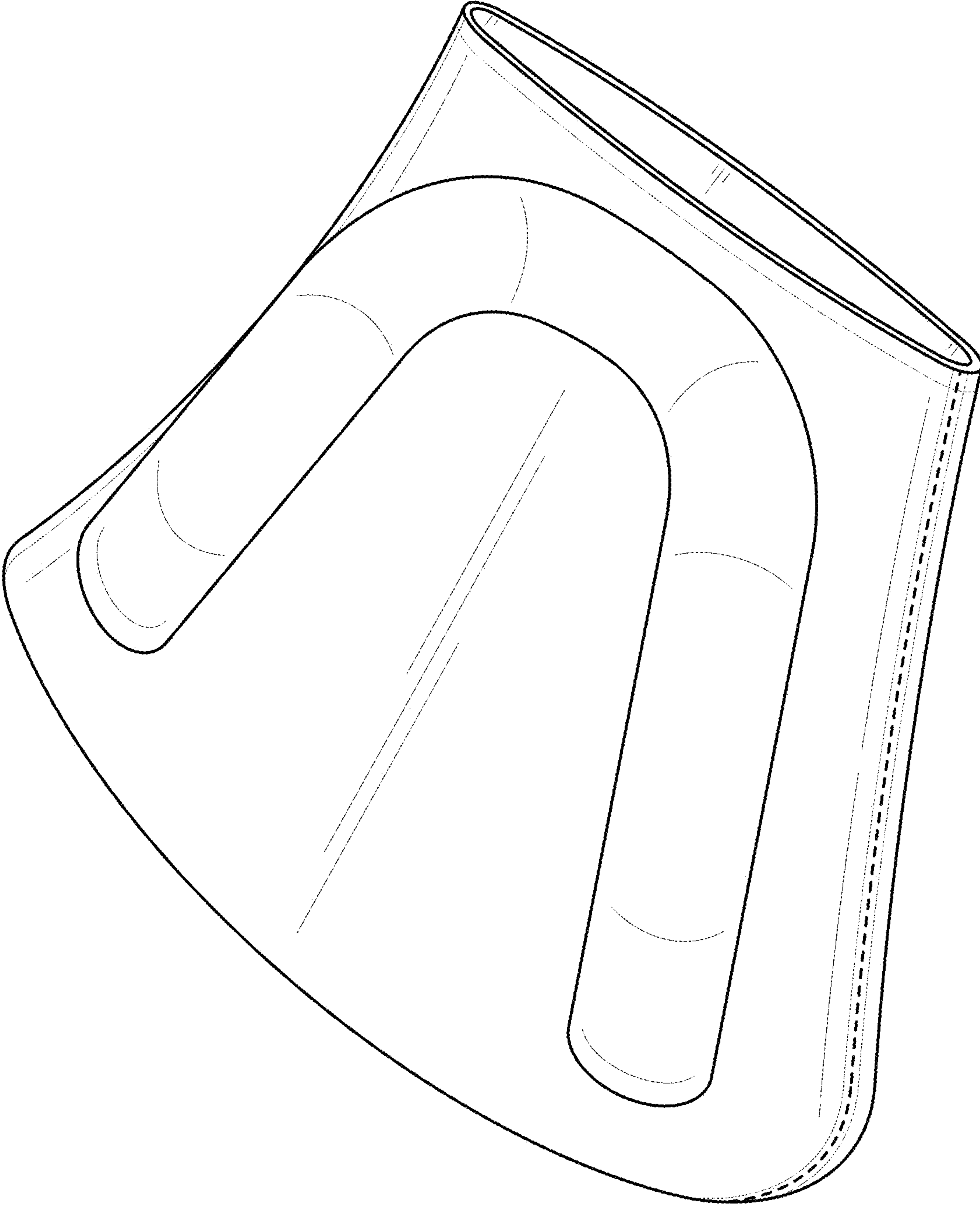


FIG. 1

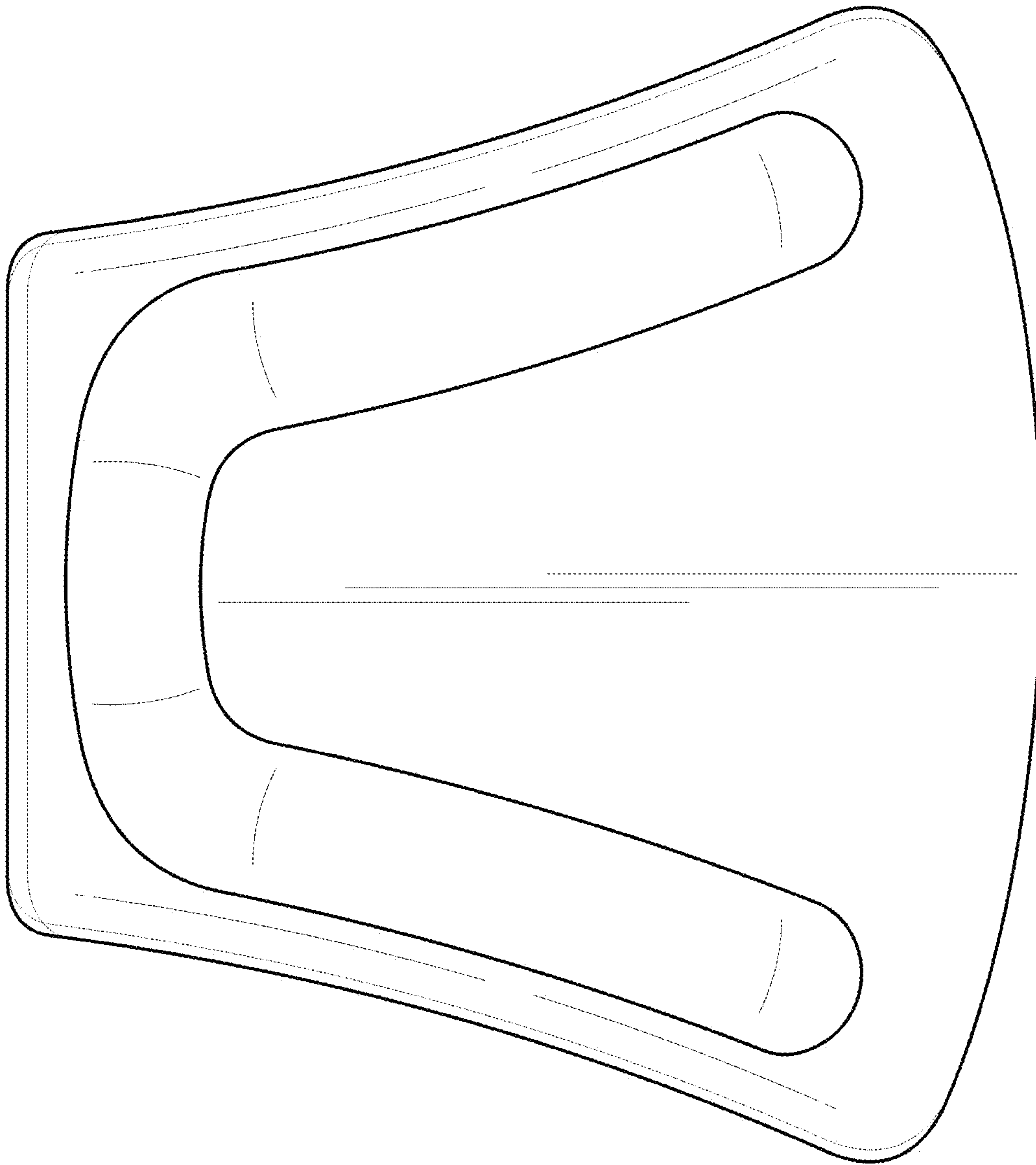


FIG. 2

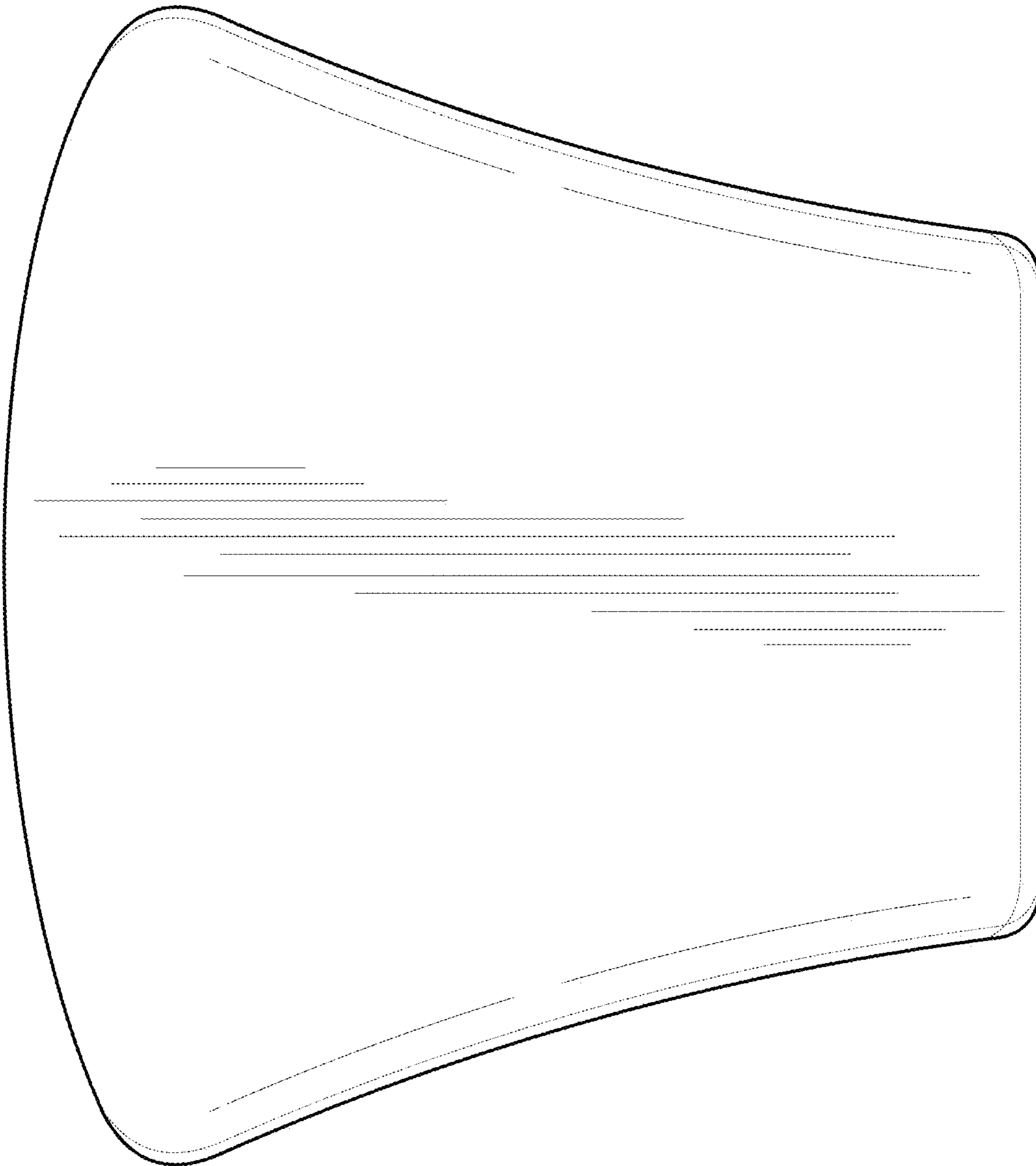


FIG. 3

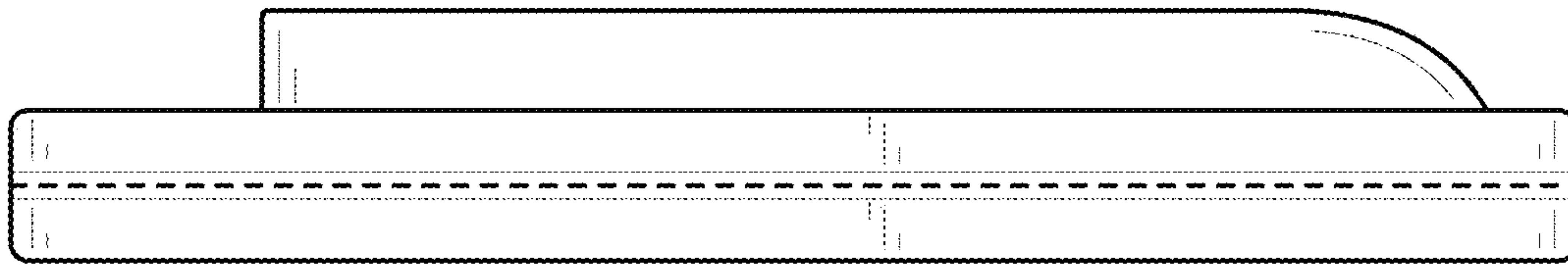


FIG. 4

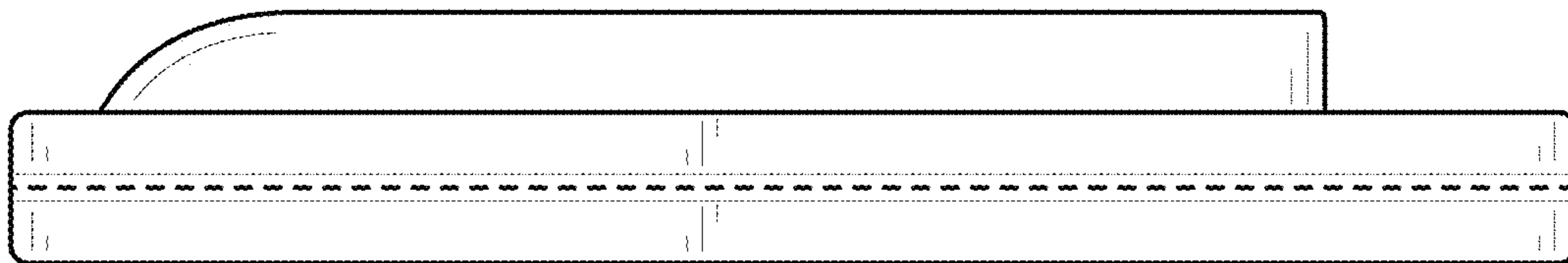


FIG. 5

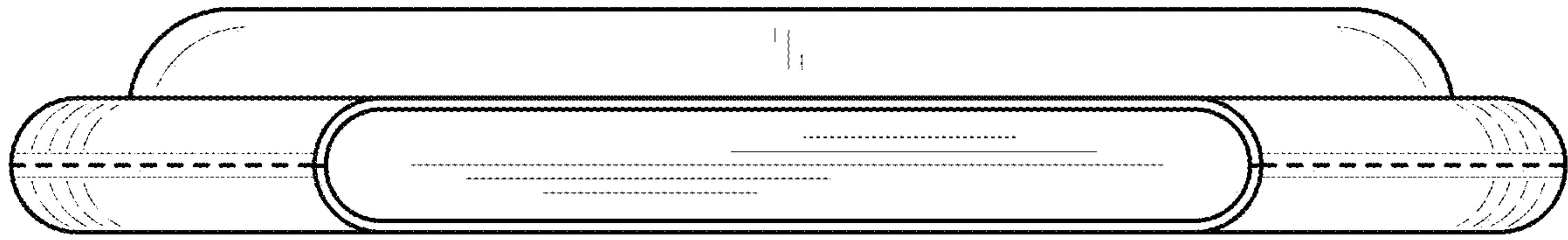


FIG. 6

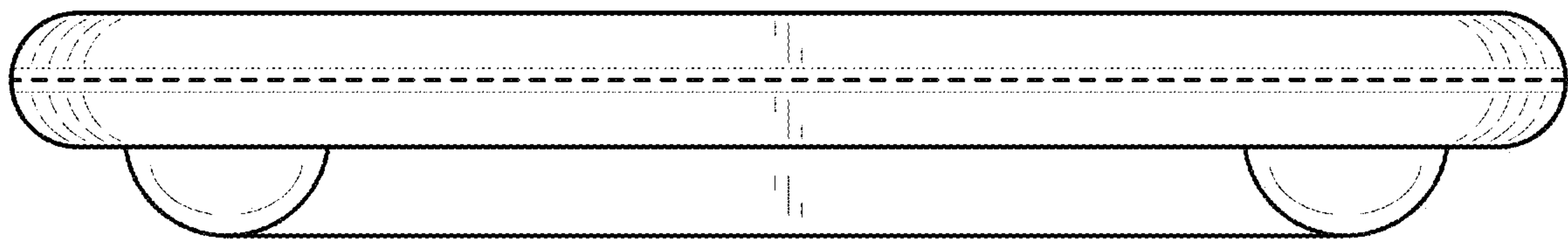


FIG. 7