



US00D917787S

(12) **United States Design Patent**  
**Kim et al.**

(10) **Patent No.:** **US D917,787 S**  
(45) **Date of Patent:** **\*\* Apr. 27, 2021**

- (54) **COMPACT CASE**
- (71) Applicant: **AMOREPACIFIC CORPORATION**,  
Seoul (KR)
- (72) Inventors: **Yae Sol Kim**, Seoul (KR); **Jeehyo In**,  
Seoul (KR)
- (73) Assignee: **Amorepacific Corporation**, Seoul (KR)
- (\*\*) Term: **15 Years**
- (21) Appl. No.: **29/723,092**
- (22) Filed: **Feb. 4, 2020**
- (30) **Foreign Application Priority Data**

Oct. 25, 2019 (KR) ..... 30-2019-0050741

- (51) **LOC (13) Cl.** ..... **28-03**
- (52) **U.S. Cl.**  
USPC ..... **D28/82**

- (58) **Field of Classification Search**  
USPC ..... D28/64.1-64.7, 73, 76-82, 99;  
D9/503-505, 722, 737, 756, 759, 529  
CPC ..... A45D 33/006; A45D 33/003; A45D  
33/04-33; A45D 33/025; A45D 33/02;  
A45D 33/20; A45D 33/22; A45D 33/24;  
A45D 33/26; A45D 33/18; A45D 40/22;  
A45D 40/222; A45D 40/24; A45D  
33/008; A45D 42/00; A45D 42/04  
See application file for complete search history.

- (56) **References Cited**  
U.S. PATENT DOCUMENTS

D473,345 S \* 4/2003 Thorpe ..... D28/82  
D502,649 S \* 3/2005 Martinez ..... D9/520

D525,136 S \* 7/2006 Bakic ..... D28/82  
D573,887 S \* 7/2008 Bouroullec ..... D9/529  
D574,712 S \* 8/2008 Bakic ..... D28/82  
D582,772 S \* 12/2008 Bakic ..... D9/449  
D619,896 S \* 7/2010 Iwazu ..... D9/504  
D631,608 S \* 1/2011 Pires ..... D28/82  
D651,519 S \* 1/2012 Gibson ..... D9/529  
D710,205 S \* 8/2014 Moretti ..... D9/529  
D717,003 S \* 11/2014 Parker ..... D28/82  
D718,902 S \* 12/2014 Parker ..... D28/82  
D722,204 S \* 2/2015 Parker ..... D28/82  
D726,377 S \* 4/2015 Koo ..... D28/82  
D817,551 S \* 5/2018 Montoli ..... B65D 43/166  
D28/82  
D857,996 S \* 8/2019 Chen ..... D28/82  
D877,416 S \* 3/2020 Lotti ..... D28/73  
10,709,223 B1 \* 7/2020 Kim ..... A45D 33/003  
D891,928 S \* 8/2020 Yeo ..... D9/504

\* cited by examiner

*Primary Examiner* — Jennifer Rivard  
*Assistant Examiner* — Alison M Ofstun  
(74) *Attorney, Agent, or Firm* — Reising Ethington, P.C.

(57) **CLAIM**

The ornamental design for a compact case, as shown and described.

**DESCRIPTION**

FIG. 1 is a first perspective view of the compact case;  
FIG. 2 is a front elevation view thereof;  
FIG. 3 is a rear elevation view thereof;  
FIG. 4 is a left side view thereof;  
FIG. 5 is a right side view thereof;  
FIG. 6 is a top plan view thereof;  
FIG. 7 is a bottom plan view thereof; and,  
FIG. 8 is a second perspective view thereof.

**1 Claim, 8 Drawing Sheets**

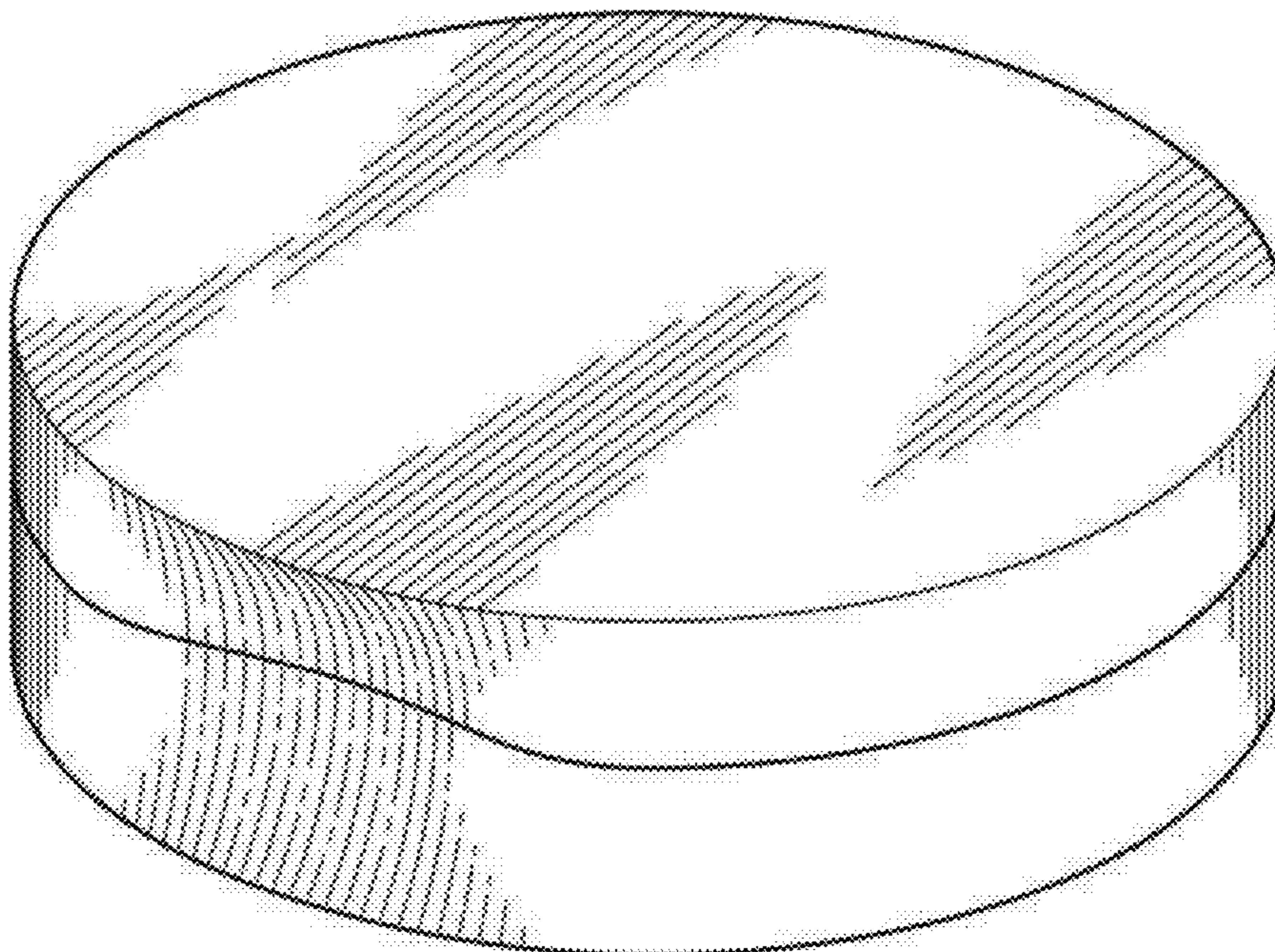


Fig. 1

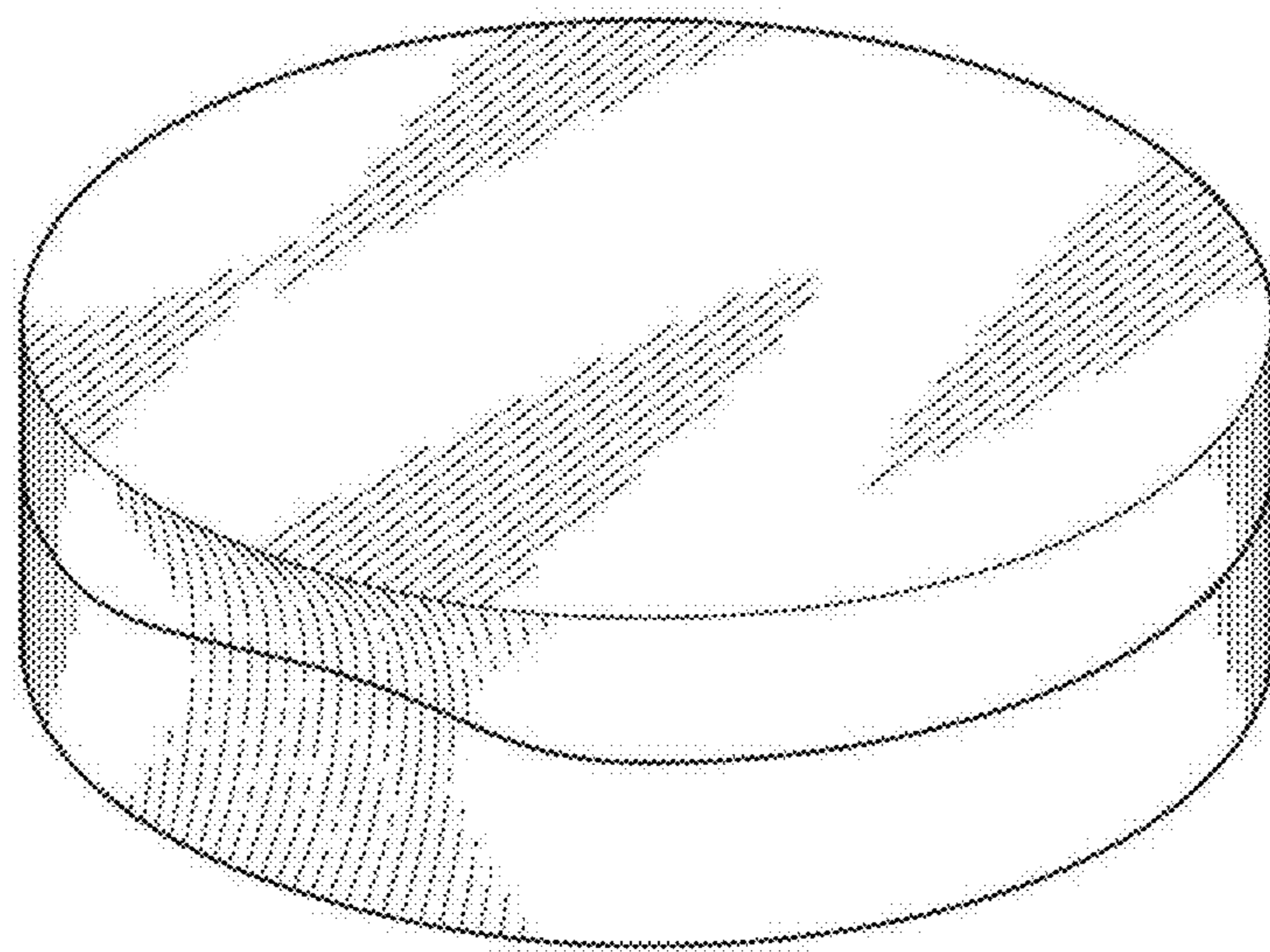


Fig. 2




Fig. 3

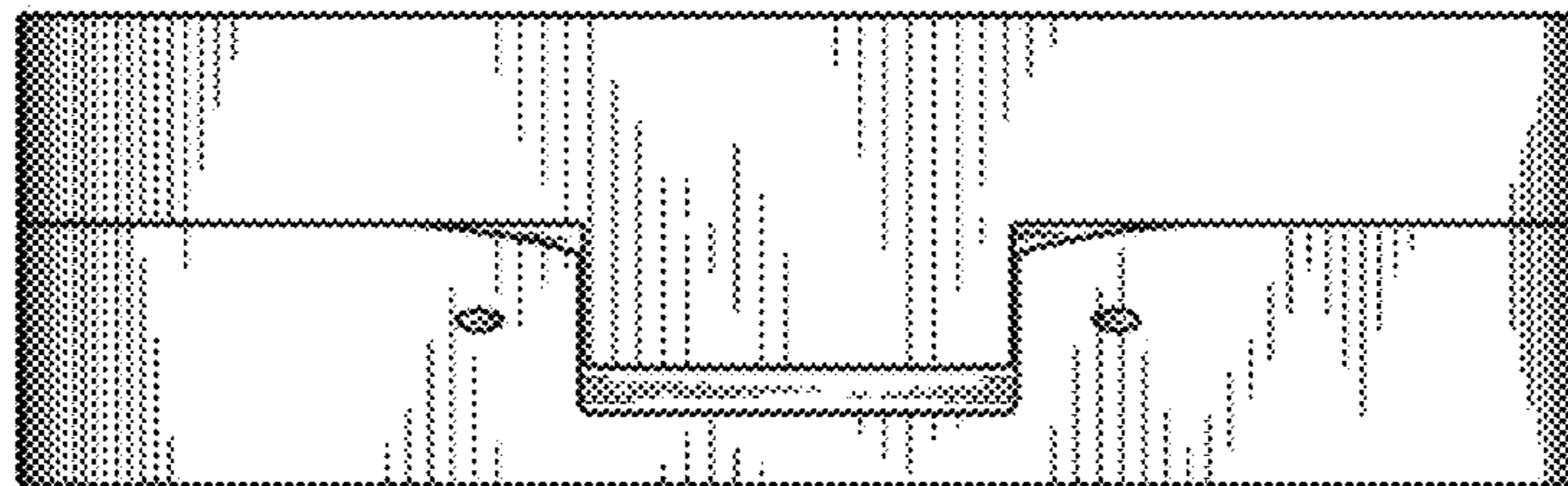




Fig. 4



Fig. 5

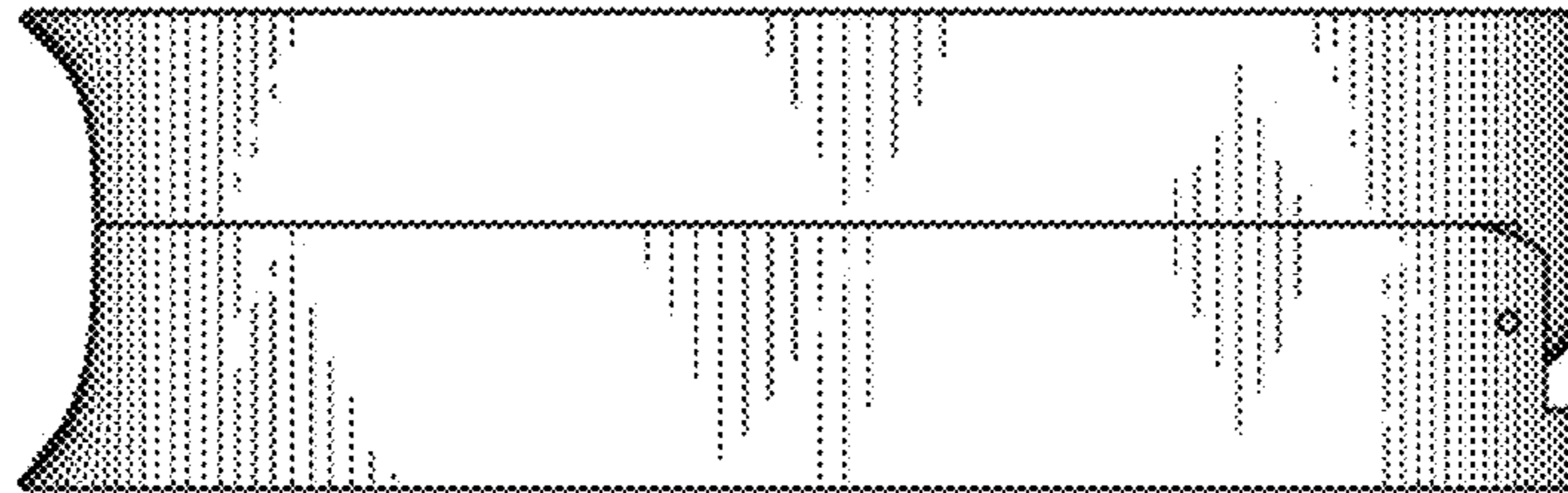


Fig. 6




Fig. 7

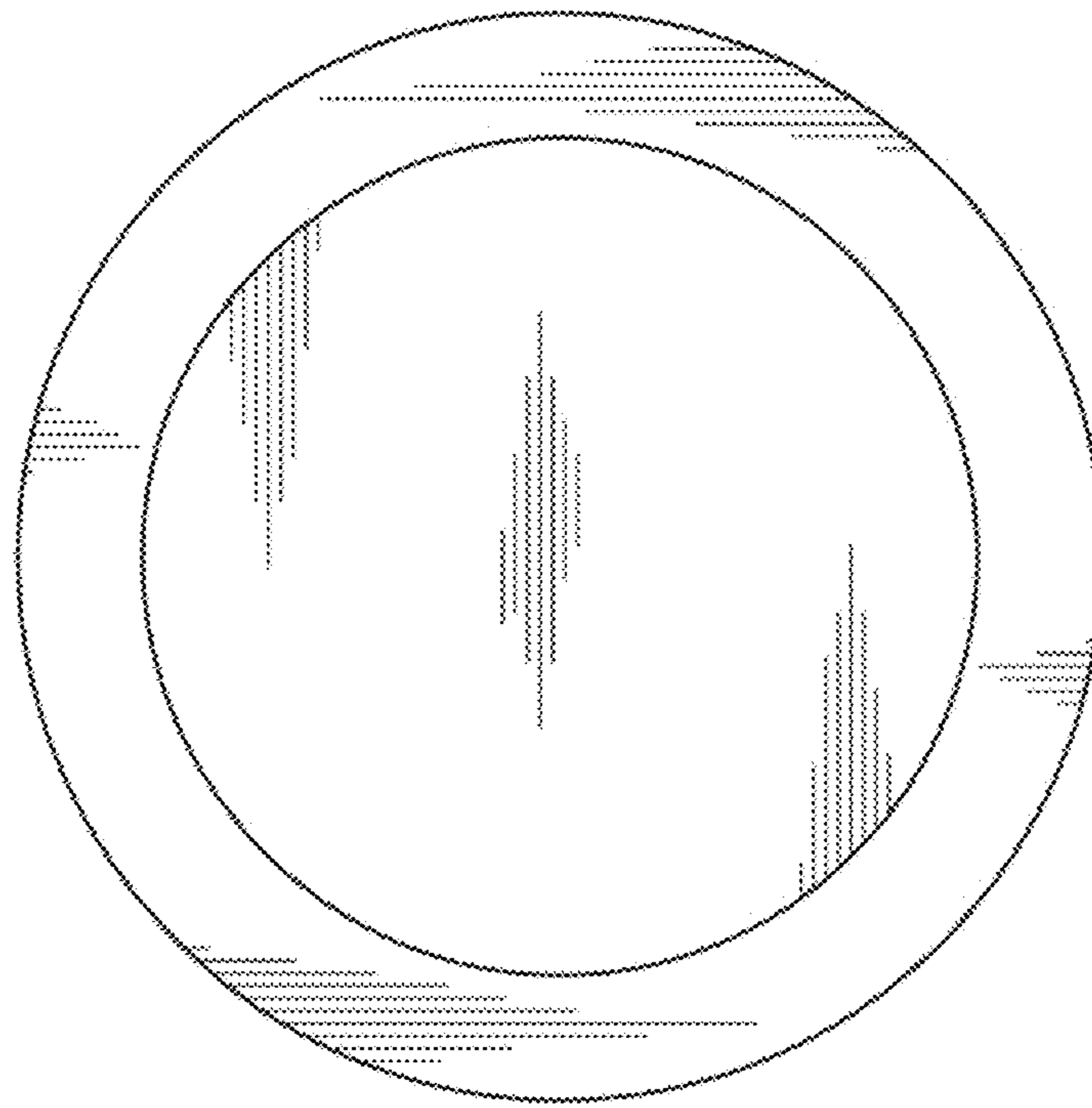




Fig. 8

