



US00D917784S

(12) **United States Design Patent** (10) **Patent No.:** **US D917,784 S**
Zhang et al. (45) **Date of Patent:** **** *Apr. 27, 2021**

(54) **BEARD TRIMMER**

(56) **References Cited**

(71) Applicant: **KONINKLIJKE PHILIPS N.V.**,
Eindhoven (NL)
(72) Inventors: **Mingshuo Zhang**, Amstelveen (NL);
Agustina Cociffi, Amsterdam (NL)
(73) Assignee: **KONINKLIJKE PHILIPS N.V.**,
Eindhoven (NL)

U.S. PATENT DOCUMENTS

D462,482 S *	9/2002	Rizzuto, Jr.	D28/53
D464,466 S *	10/2002	Rizzuto, Jr.	D28/53
D470,272 S *	2/2003	Fong	D28/53
D696,459 S *	12/2013	Chan	D28/53
D844,246 S *	3/2019	Yan	D28/54
D853,646 S *	7/2019	Boulanger	D28/53
D853,647 S *	7/2019	Boulanger	D28/53
D853,648 S *	7/2019	Boulanger	D28/53
D867,663 S *	11/2019	Boulanger	D28/53
D872,366 S *	1/2020	Cociffi	D28/53
D880,067 S *	3/2020	Hu	D28/53

(*) Notice: This patent is subject to a terminal disclaimer.

* cited by examiner

(**) Term: **15 Years**

Primary Examiner — Jennifer Rivard

(21) Appl. No.: **29/694,300**

(57) **CLAIM**

(22) Filed: **Jun. 10, 2019**

The ornamental design for a beard trimmer, as shown and described.

(30) **Foreign Application Priority Data**

DESCRIPTION

Dec. 11, 2018 (EM) 005874526

(51) **LOC (13) Cl.** **28-03**

(52) **U.S. Cl.**
USPC **D28/53**

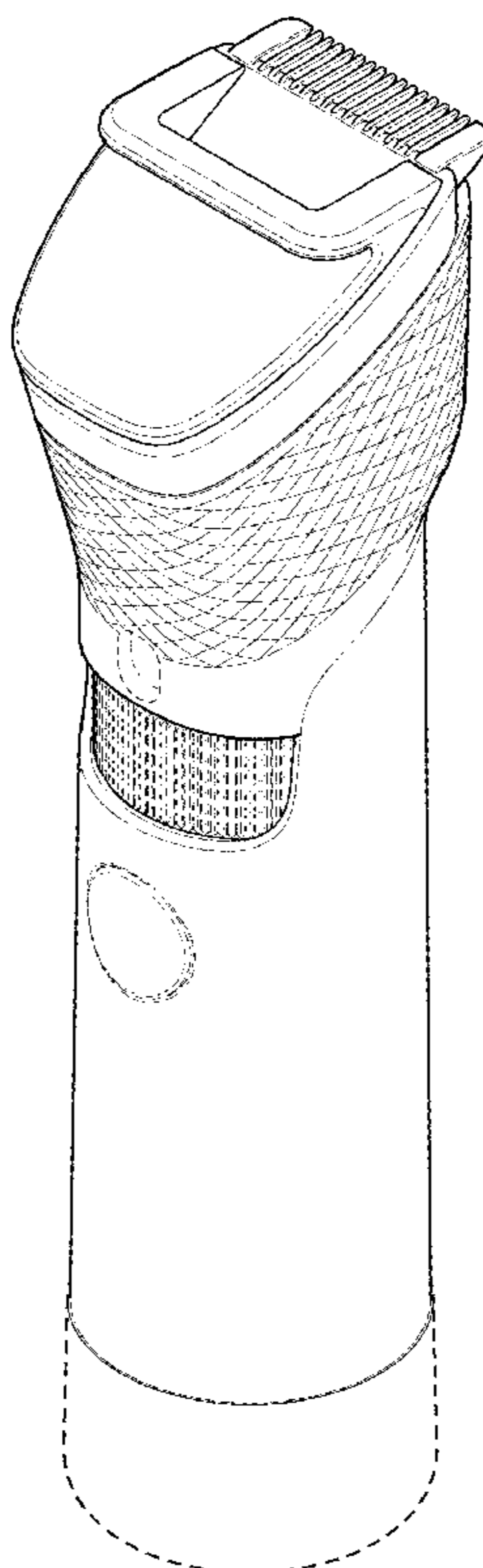
(58) **Field of Classification Search**
USPC D28/49, 51, 53, 54
CPC .. B26B 19/3853–3866; B26B 19/3886; B26B
19/20; B26B 19/205; B26B 19/22; B26B
19/00–107

FIG. 1 is a perspective view showing my design;
FIG. 2 is a front elevational view thereof;
FIG. 3 is a rear elevational view thereof;
FIG. 4 is a right side elevational view thereof;
FIG. 5 is a left side elevational view thereof;
FIG. 6 is top plan view thereof; and,
FIG. 7 is a bottom plan view thereof.

The broken lines illustrate portions of the beard trimmer and form no part of the claimed design.

See application file for complete search history.

1 Claim, 4 Drawing Sheets



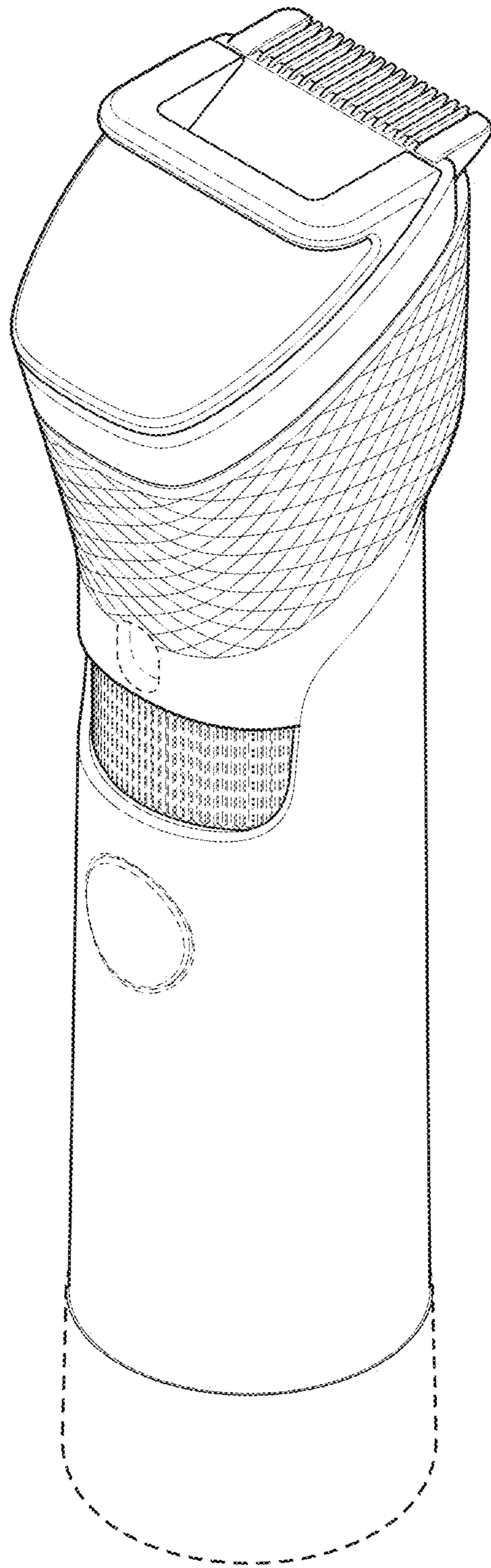


FIG. 1

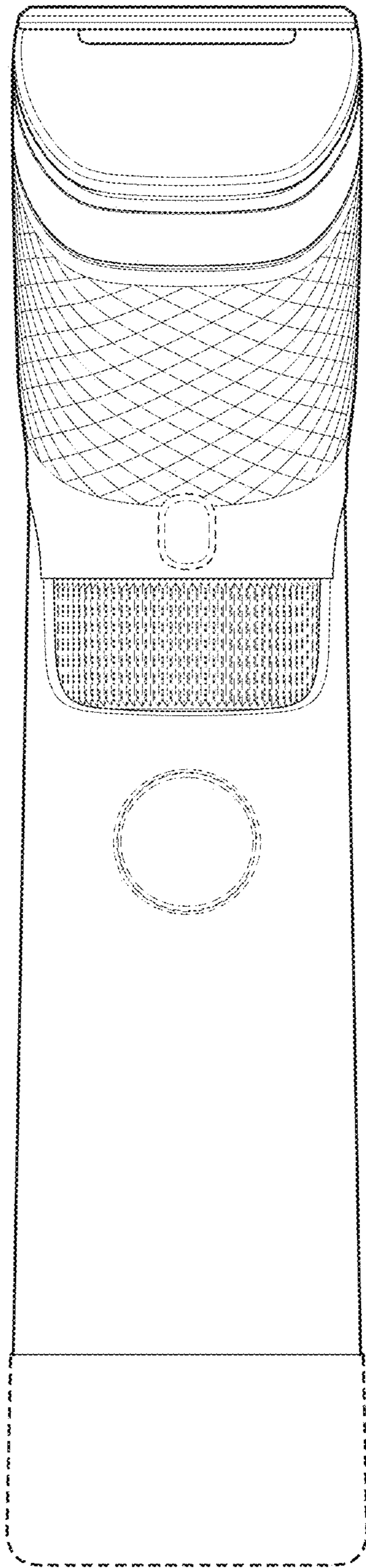


FIG. 2

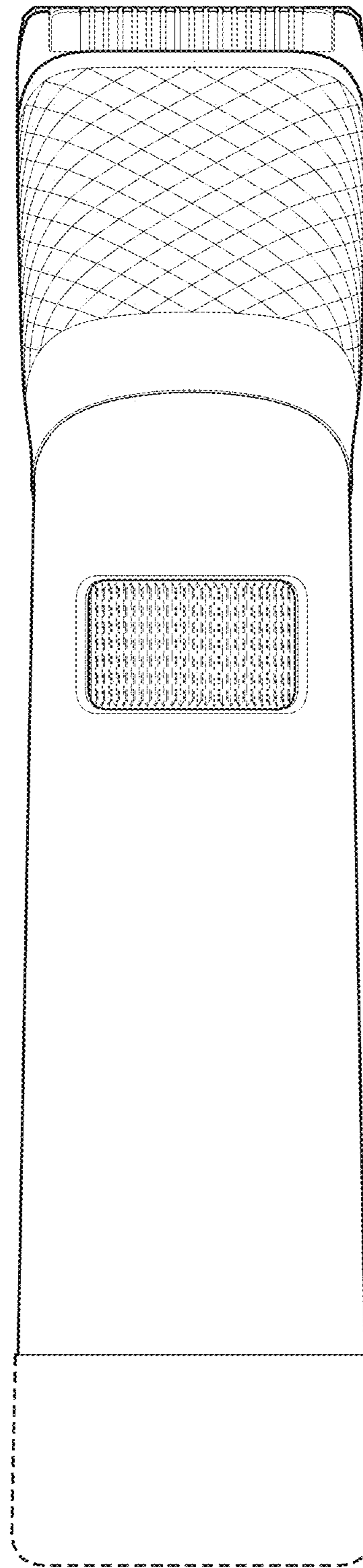


FIG. 3

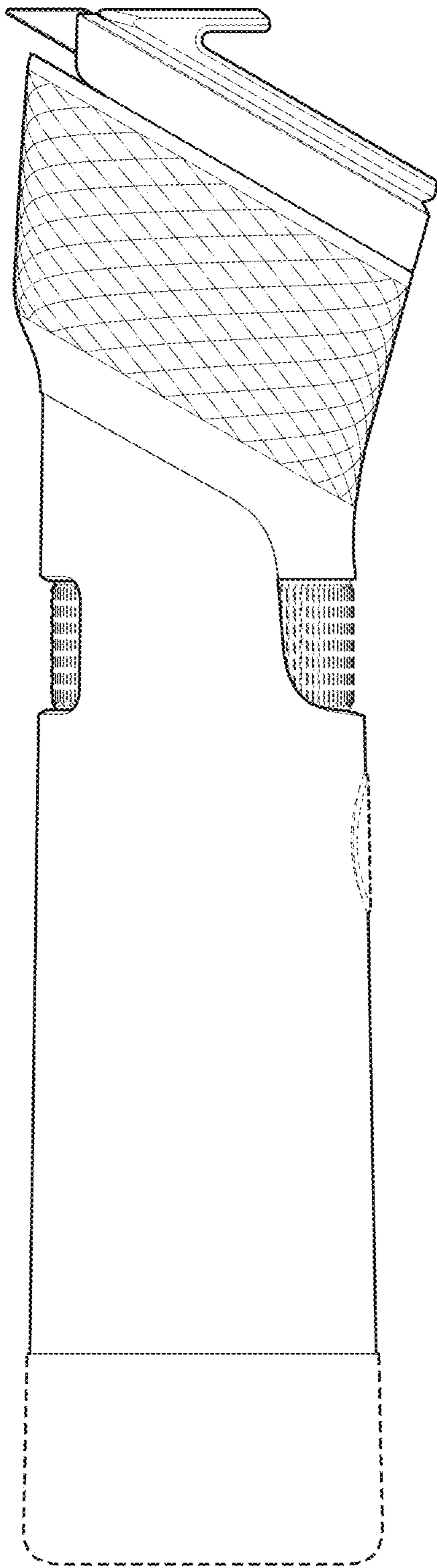


FIG. 4

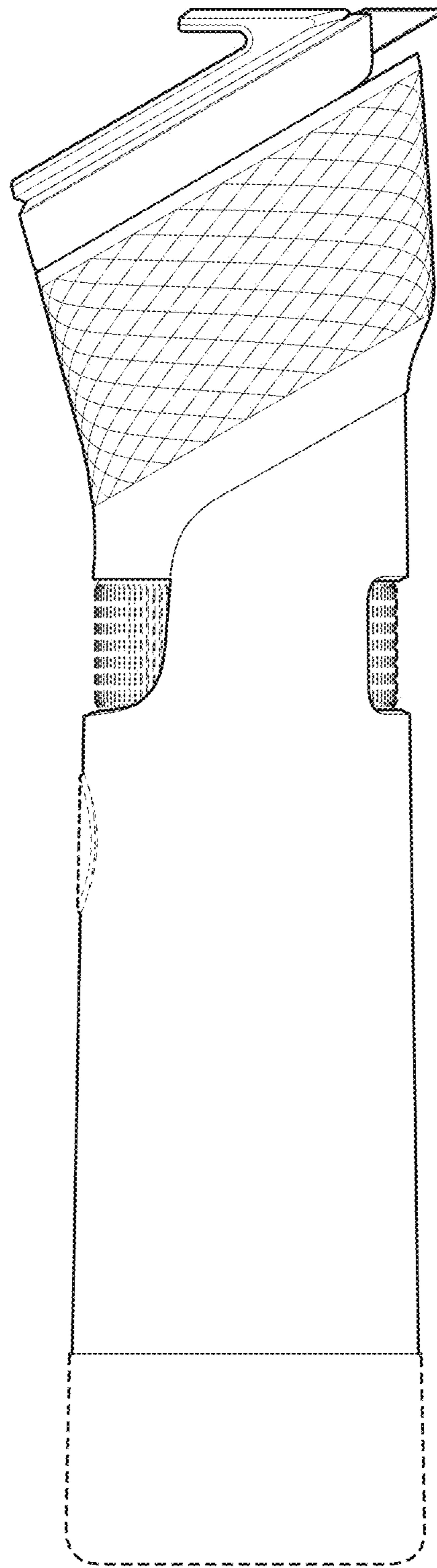


FIG. 5

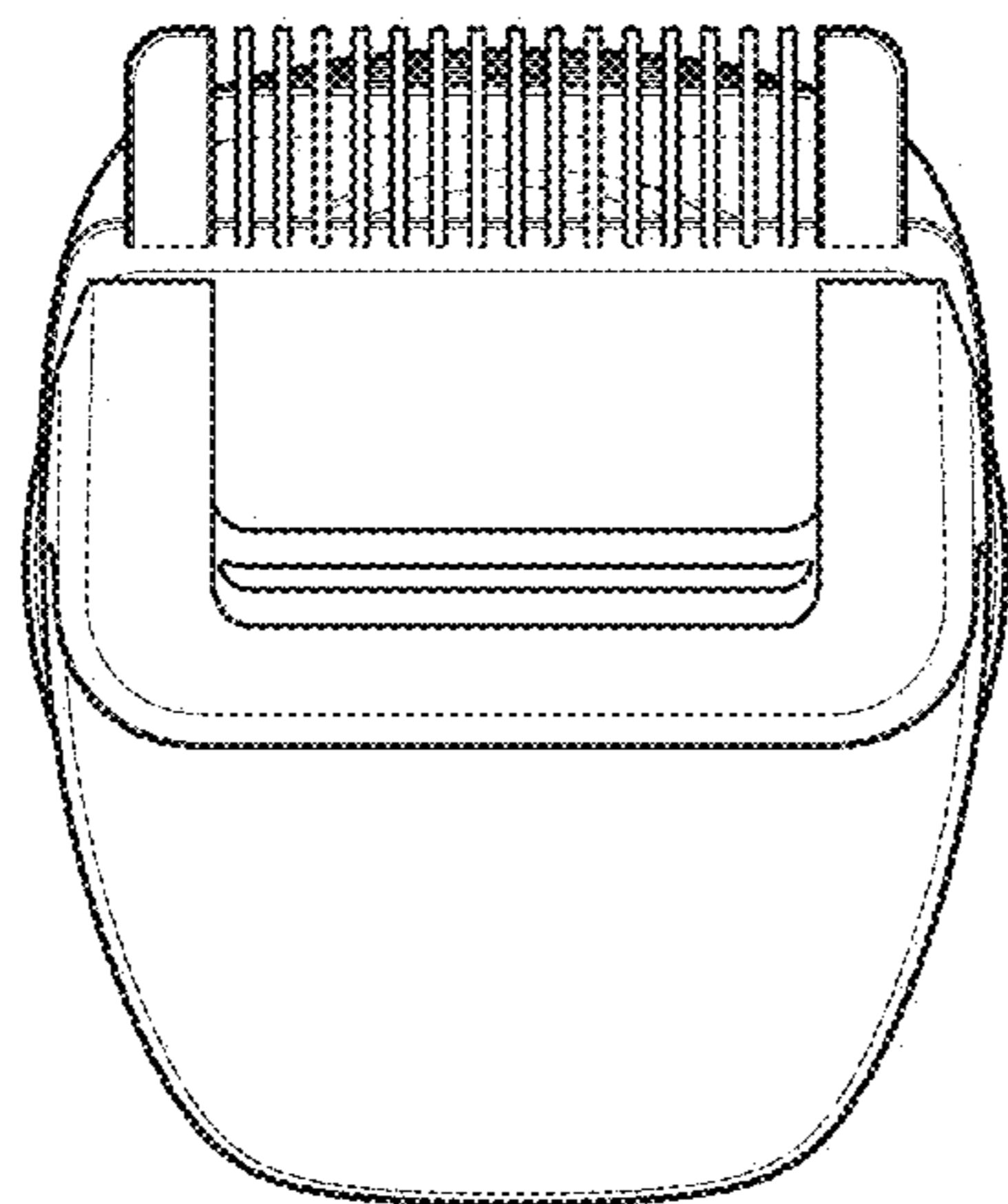


FIG. 6

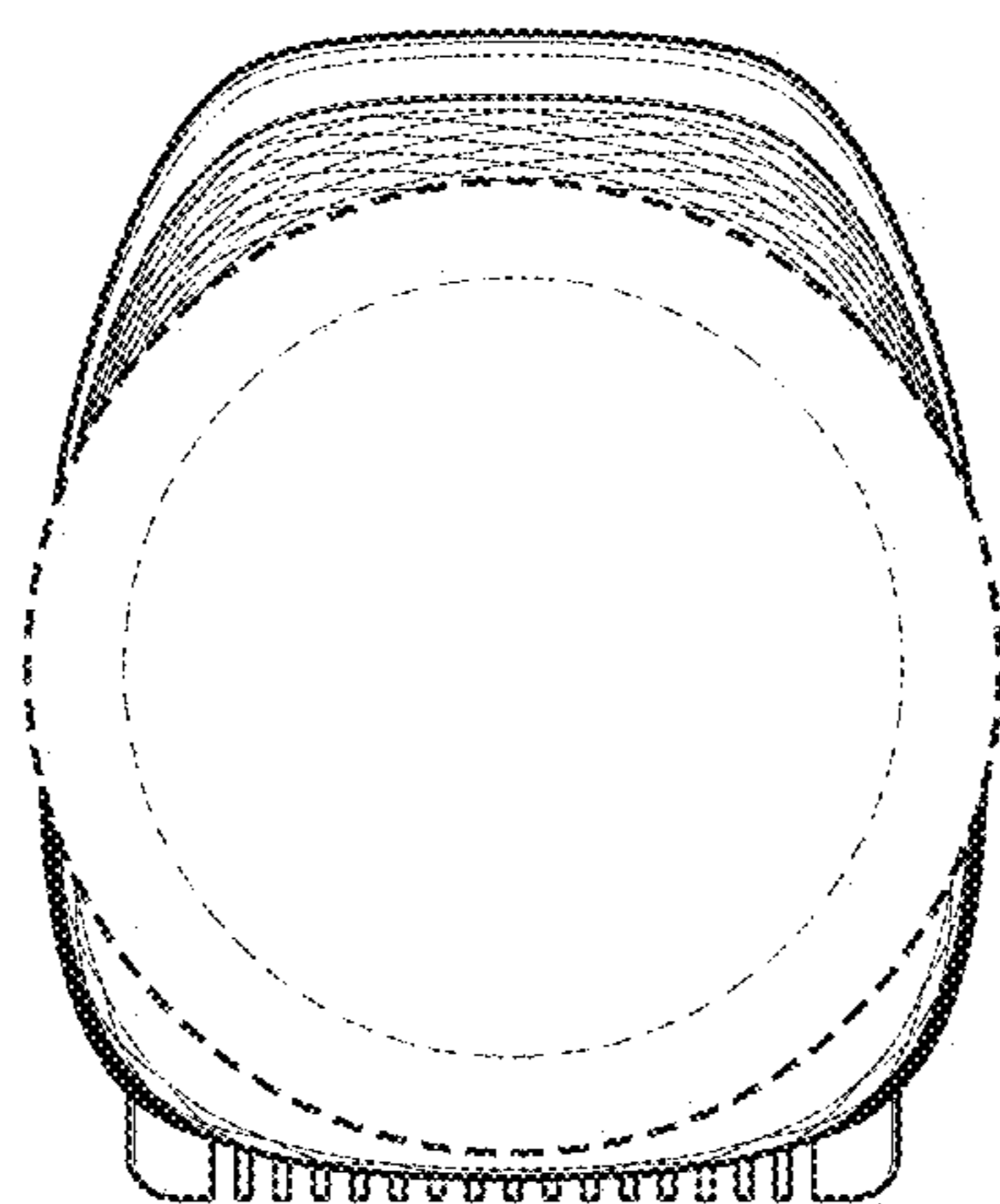


FIG. 7