



US00D917771S

(12) **United States Design Patent**
Wang

(10) **Patent No.:** **US D917,771 S**
(45) **Date of Patent:** **** Apr. 27, 2021**

(54) **ARTIFICIAL GARLAND WITH LIGHTS**

(71) Applicant: **Taizhou Fengdi Import and Export Co., Ltd.**, Taizhou (CN)

(72) Inventor: **Hailang Wang**, Taizhou (CN)

(**) Term: **15 Years**

(21) Appl. No.: **29/756,044**

(22) Filed: **Oct. 26, 2020**

(51) **LOC (13) Cl.** **26-03**

(52) **U.S. Cl.**
USPC **D26/101**

(58) **Field of Classification Search**
USPC D26/93, 94, 101; D11/118, 158
CPC .. F21S 6/00; F21S 6/002; A41G 1/007; F21V 1/12; F21V 1/22
See application file for complete search history.

(56) **References Cited**

U.S. PATENT DOCUMENTS

6,030,670	A *	2/2000	Chang	A41G 1/005 362/123
7,108,391	B2 *	9/2006	Chuang	A41G 1/005 362/122
D573,506	S *	7/2008	Kaiser	D26/101
D621,635	S *	8/2010	Murphy	D11/118
D655,834	S *	3/2012	Zhu	D26/101
8,201,972	B2 *	6/2012	Weiser	A41G 1/005 362/249.18
D691,295	S	10/2013	Chappey		
D744,151	S *	11/2015	Wu	D26/101
D816,884	S *	5/2018	Rachele	D26/94

D896,689	S *	9/2020	Huang	D11/118
D900,375	S *	10/2020	Lian	D26/101
2005/0207150	A1 *	9/2005	Cheng	A41G 1/005 362/227
2006/0044822	A1 *	3/2006	Katsumata	F21V 33/0064 362/564
2011/0096546	A1 *	4/2011	Weiser	A41G 1/005 362/249.18

* cited by examiner

Primary Examiner — Brian N. Vinson

(57) **CLAIM**

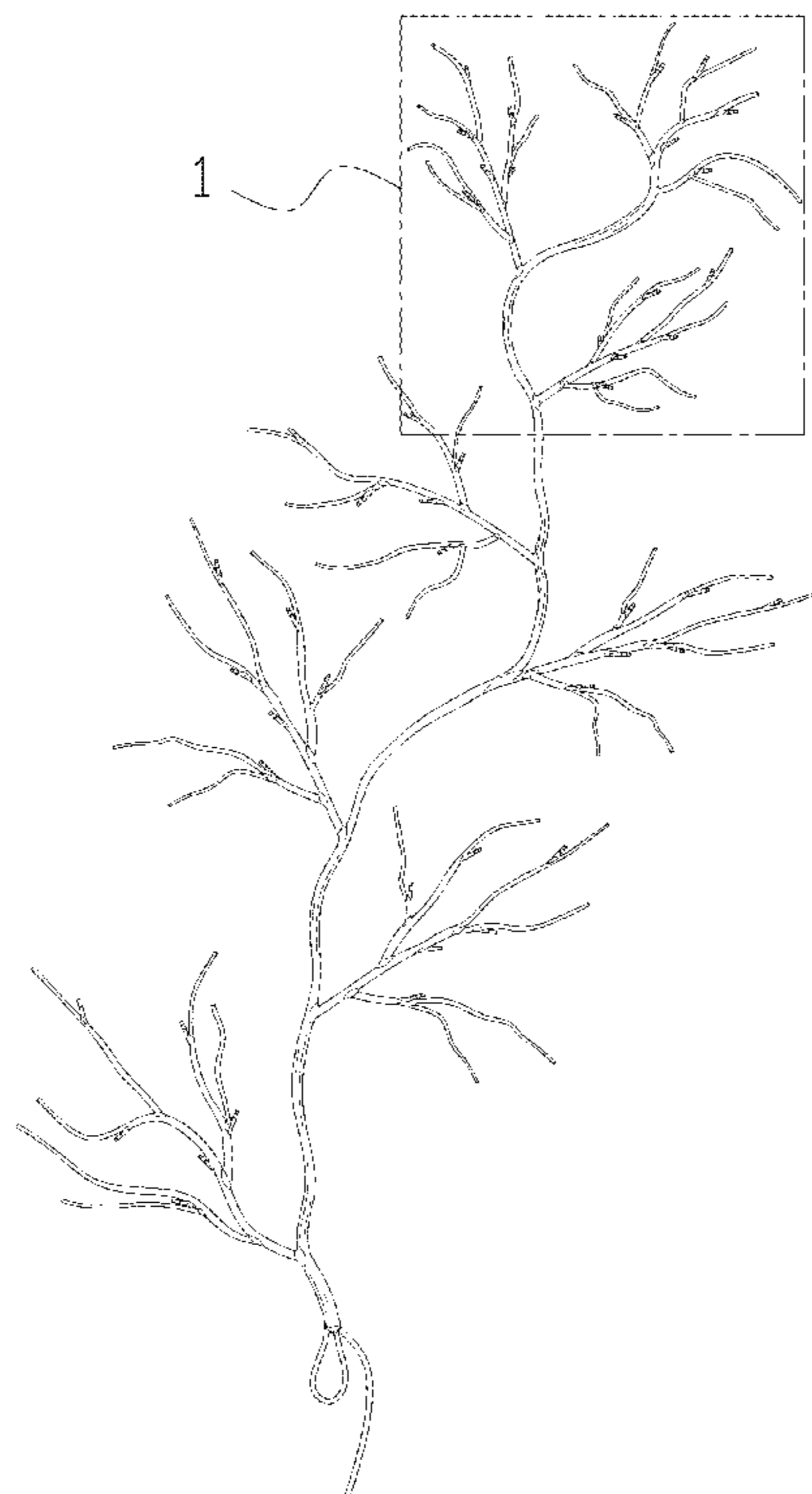
The ornamental design for an artificial garland with lights, as shown and described.

DESCRIPTION

FIG. 1 is a front and top perspective view of an artificial garland with lights, showing my new design; FIG. 2 is a rear and bottom perspective view thereof; FIG. 3 is a front elevational view thereof; FIG. 4 is a rear elevational view thereof; FIG. 5 is a left side elevational view thereof; FIG. 6 is a right side elevational view thereof; FIG. 7 is a top plan view thereof; FIG. 8 is a bottom plan view thereof; and, FIG. 9 is an enlarged view of a portion of numeric 1 in FIG. 1.

The dash dot dash lines in FIGS. 1 and 9 are for the purpose of depicting the cut line of the enlarged view and form no part of the claim.

1 Claim, 9 Drawing Sheets



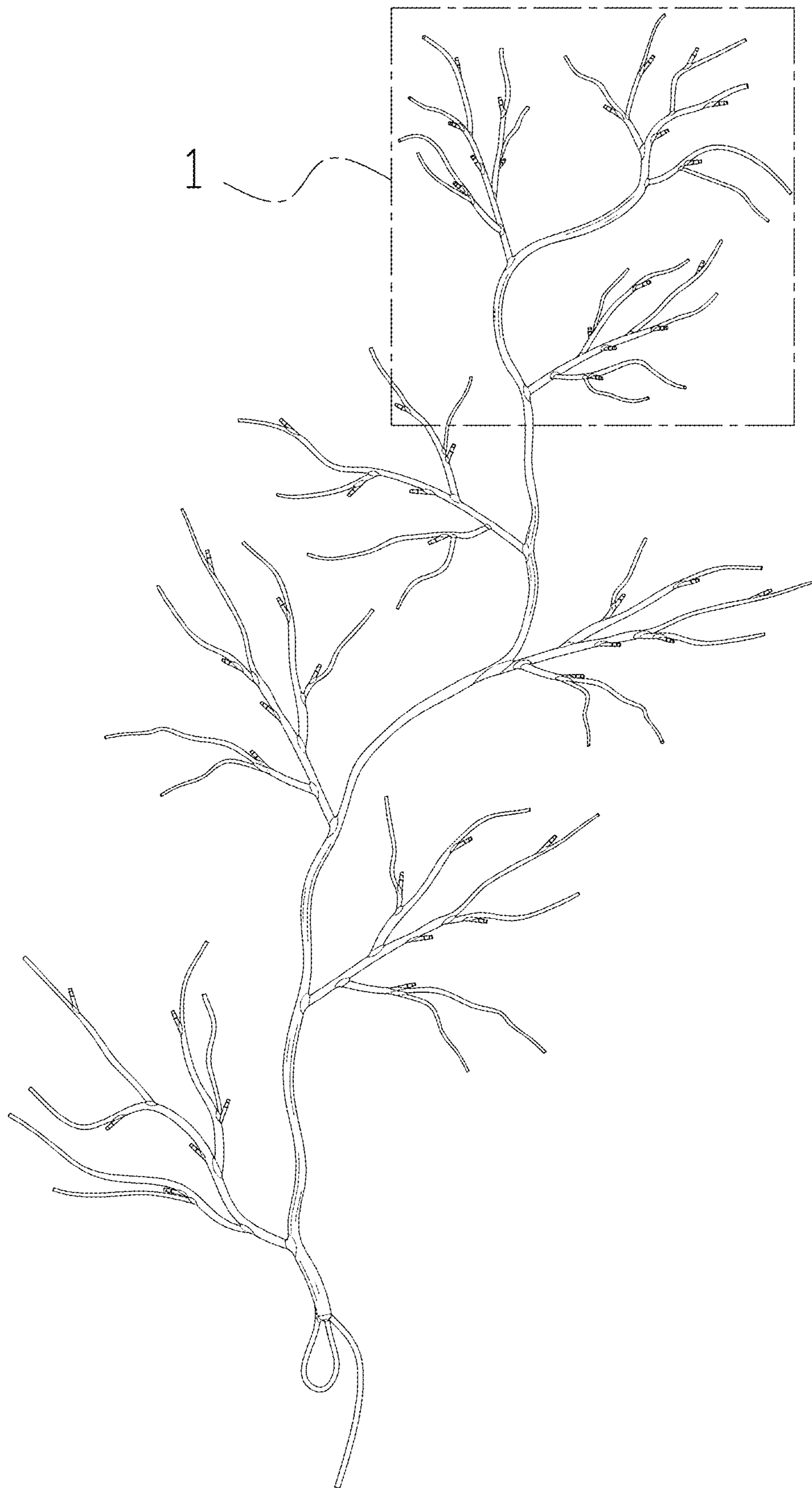


FIG. 1




FIG. 2

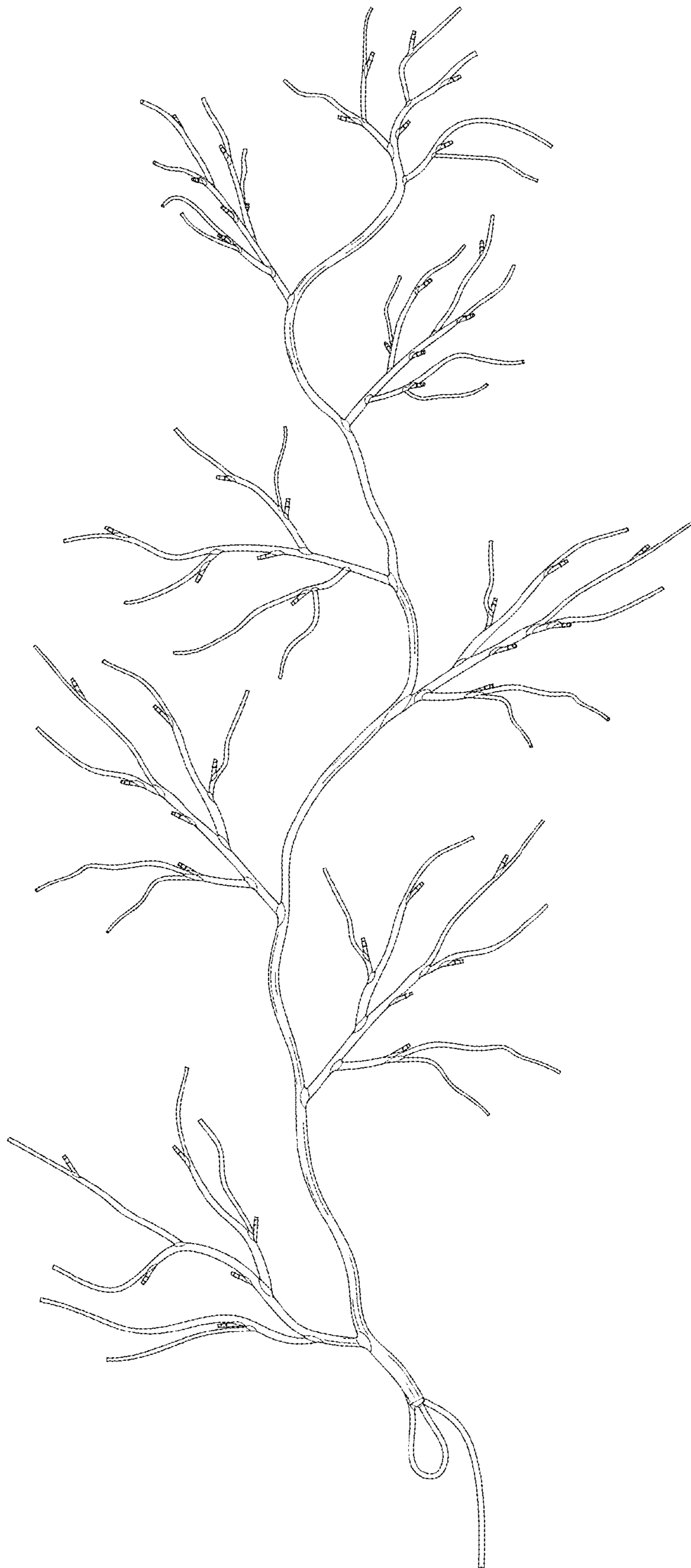


FIG. 3

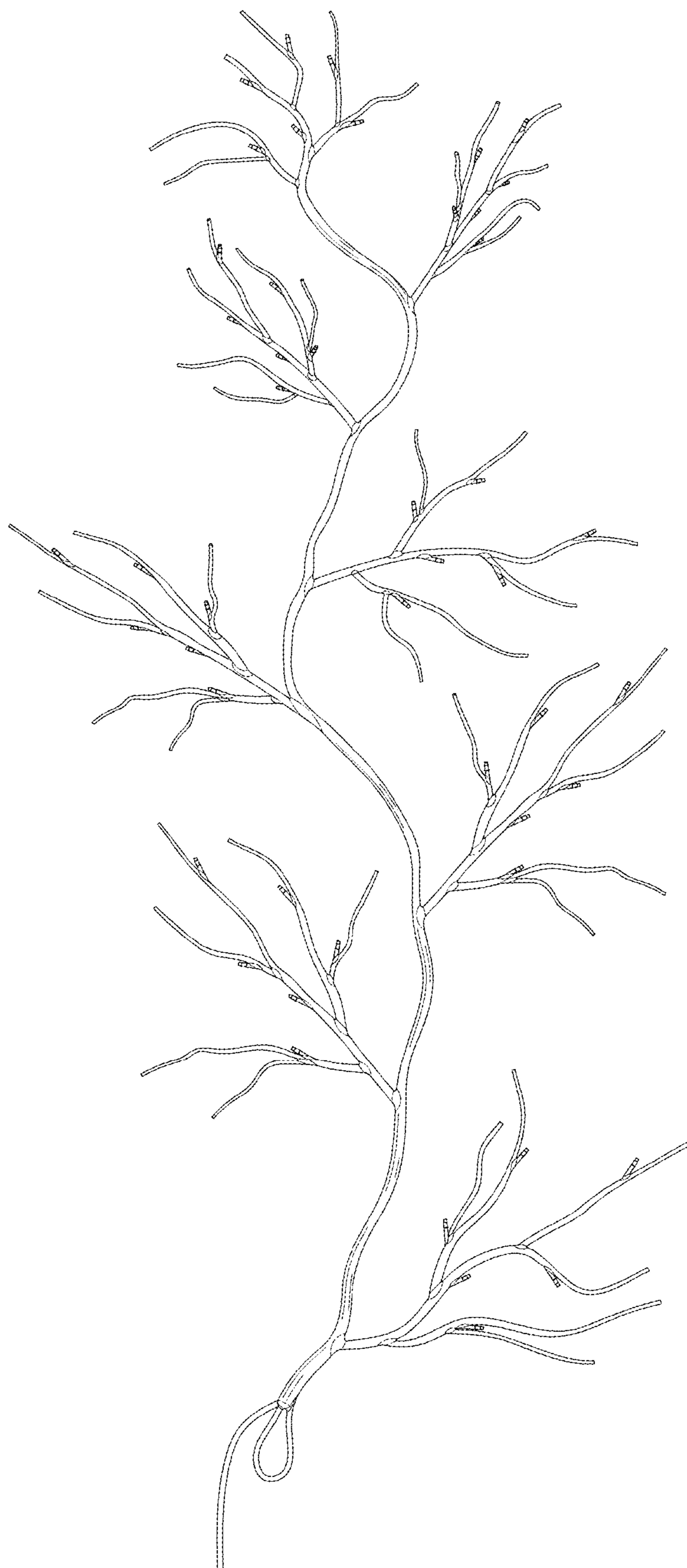


FIG. 4

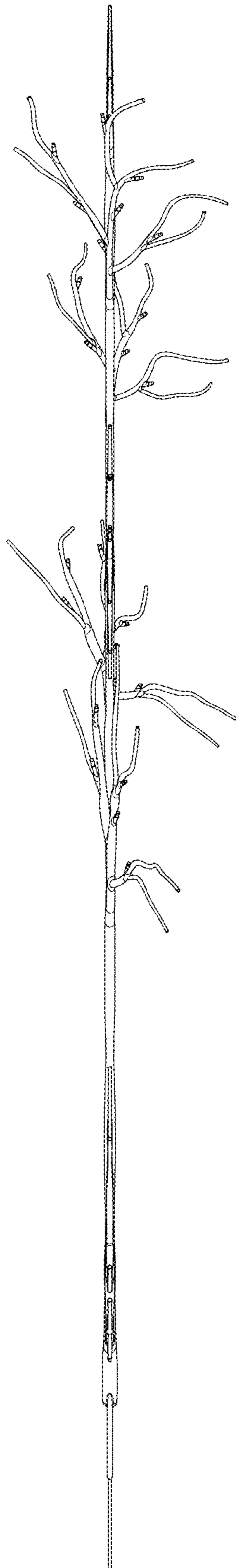


FIG. 5

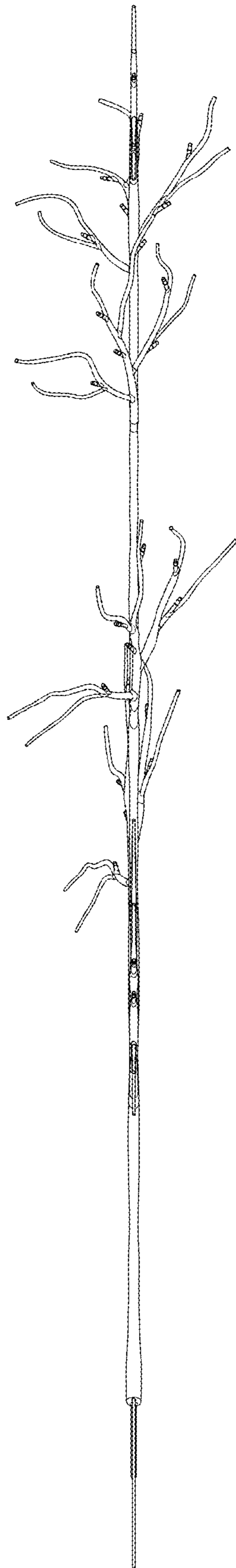


FIG. 6

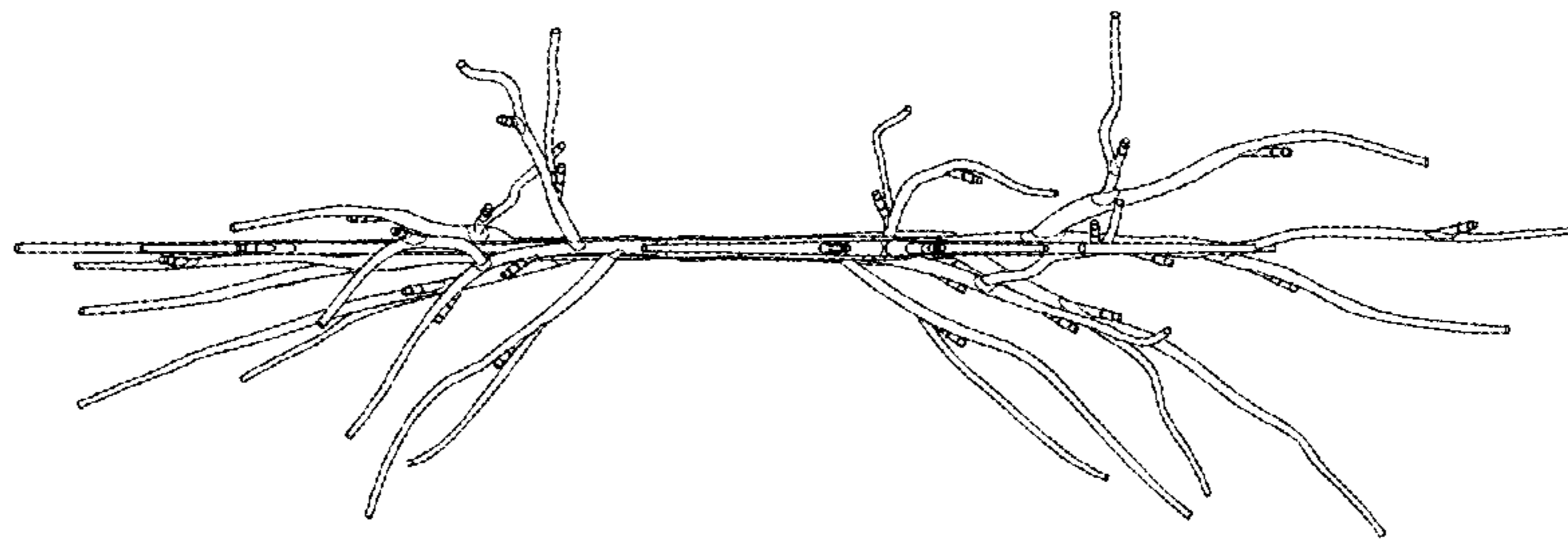


FIG. 7

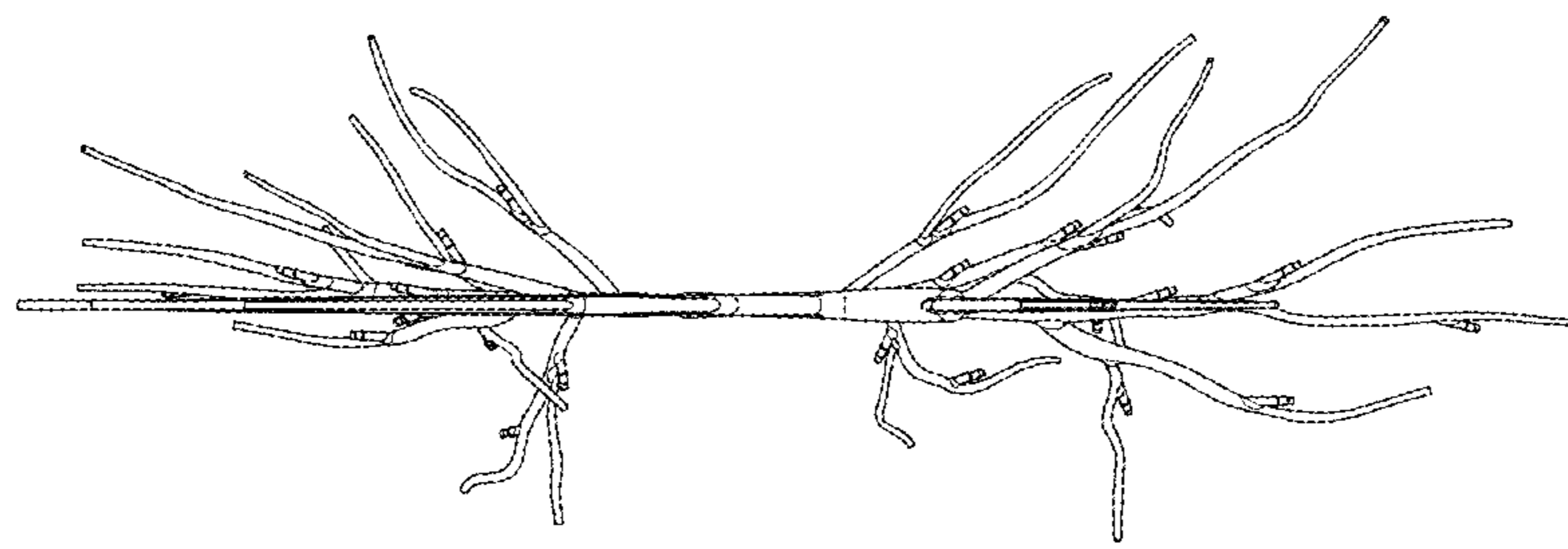


FIG. 8




FIG. 9