



US00D917722S

(12) **United States Design Patent** (10) **Patent No.:** **US D917,722 S**
Gerhardt (45) **Date of Patent:** **** Apr. 27, 2021**

(54) **DOOR**
(71) Applicant: **JELD-WEN, Inc.**, Charlotte, NC (US)
(72) Inventor: **John T. Gerhardt**, Huntersville, NC (US)
(73) Assignee: **JELD-WEN, Inc.**, Charlotte, NC (US)
(**) Term: **15 Years**
(21) Appl. No.: **29/734,709**
(22) Filed: **May 14, 2020**

D687,163 S * 7/2013 Paxton D25/48.3
D704,351 S * 5/2014 Paxton D25/48.3
D716,473 S * 10/2014 Wysock D25/48.3
D716,474 S * 10/2014 Wysock D25/48.3
D740,964 S * 10/2015 Wysock D25/48.3
D741,504 S * 10/2015 Wysock D25/48.3
D742,033 S * 10/2015 Wysock D25/48.3
D753,841 S * 4/2016 Paxton D25/48.3
D780,324 S * 2/2017 Wysock D25/48.3
D824,043 S * 7/2018 Gerhardt D25/48.3
D888,284 S * 6/2020 Gerhardt D25/48.3

FOREIGN PATENT DOCUMENTS

CN 304706793 * 6/2018

* cited by examiner

Primary Examiner — Leanne Was-Englehart
(74) *Attorney, Agent, or Firm* — Stoel Rives LLP

Related U.S. Application Data

(62) Division of application No. 29/655,969, filed on Jul. 9, 2018, now Pat. No. Des. 888,284, which is a division of application No. 29/586,089, filed on Nov. 30, 2016, now Pat. No. Des. 824,043.

(51) **LOC (13) Cl.** **25-02**
(52) **U.S. Cl.**
USPC **D25/48.3**

(58) **Field of Classification Search**
USPC D25/48.1, 48.3, 138
CPC ... E06B 3/72; E06B 3/78; E06B 3/485; E06B 3/4636; E06B 2003/7044; E06B 1/04; E06B 5/00
See application file for complete search history.

(56) **References Cited**

U.S. PATENT DOCUMENTS

D665,100 S * 8/2012 Paxton D25/48.3
D665,101 S * 8/2012 Paxton D25/48.3
D676,978 S * 2/2013 Paxton D25/48.3
D685,109 S * 6/2013 Paxton D25/48.3

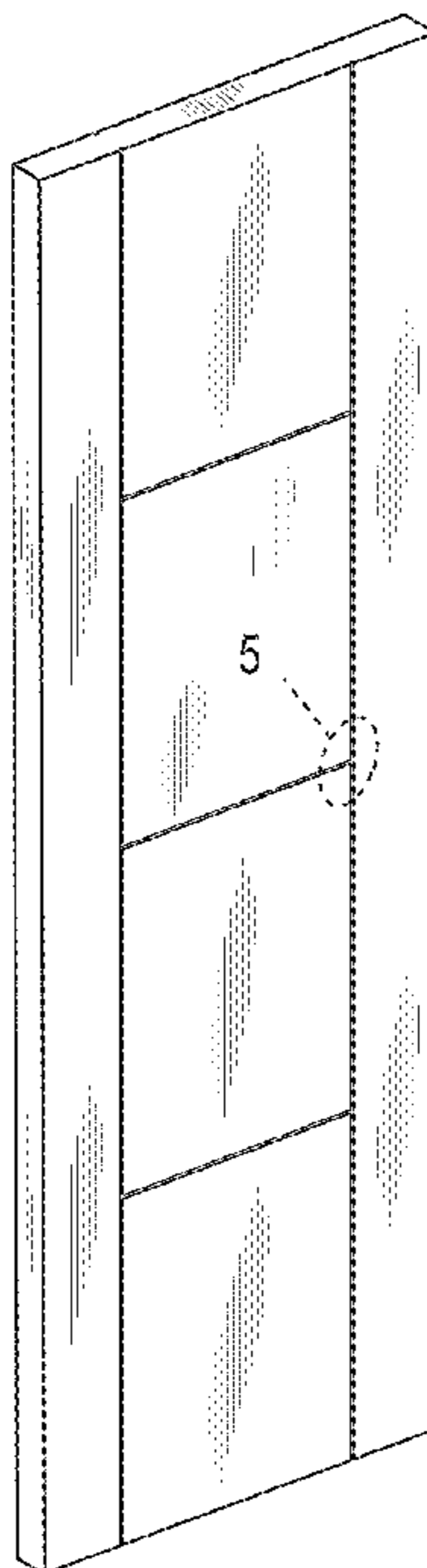
(57) **CLAIM**

I claim the ornamental design for a door, as shown and described.

DESCRIPTION

FIG. 1 is an isometric view of a door.
FIG. 2 is a front view of the door of FIG. 1, of which a back view is identical.
FIG. 3 is a top view of the door of FIG. 1, of which a bottom view is identical.
FIG. 4 is a right side view of the door of FIG. 1, of which a left side view is identical; and,
FIG. 5 is an enlarged fragmentary view taken from a detail of the door of FIG. 1.
The broken lines depict the limits of and lead lines for the enlarged view and form no part of the claimed design.

1 Claim, 1 Drawing Sheet



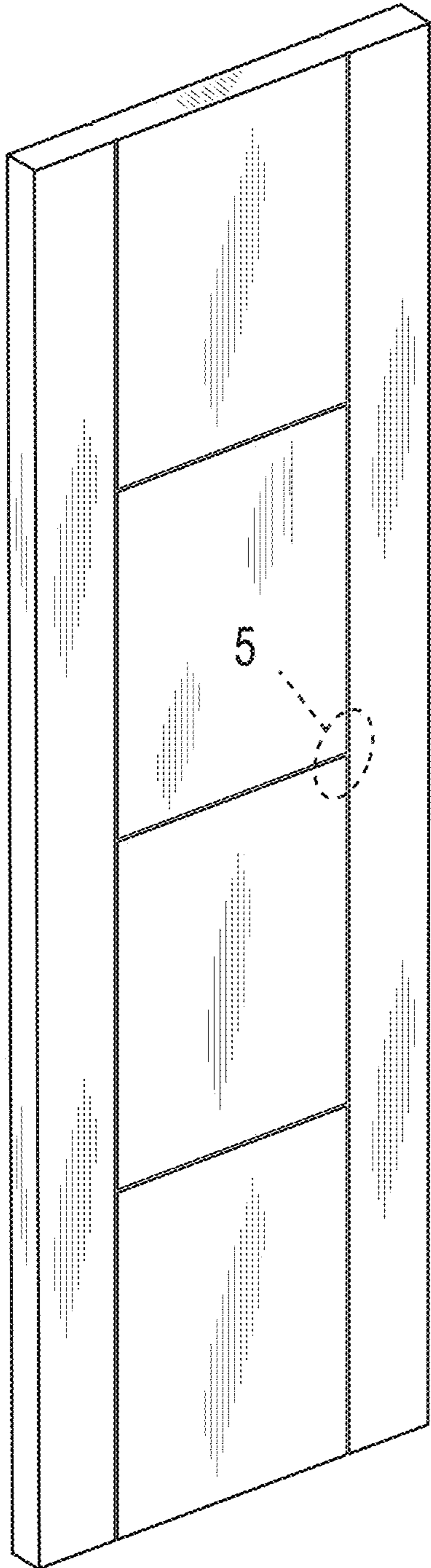


FIG. 1



FIG. 3

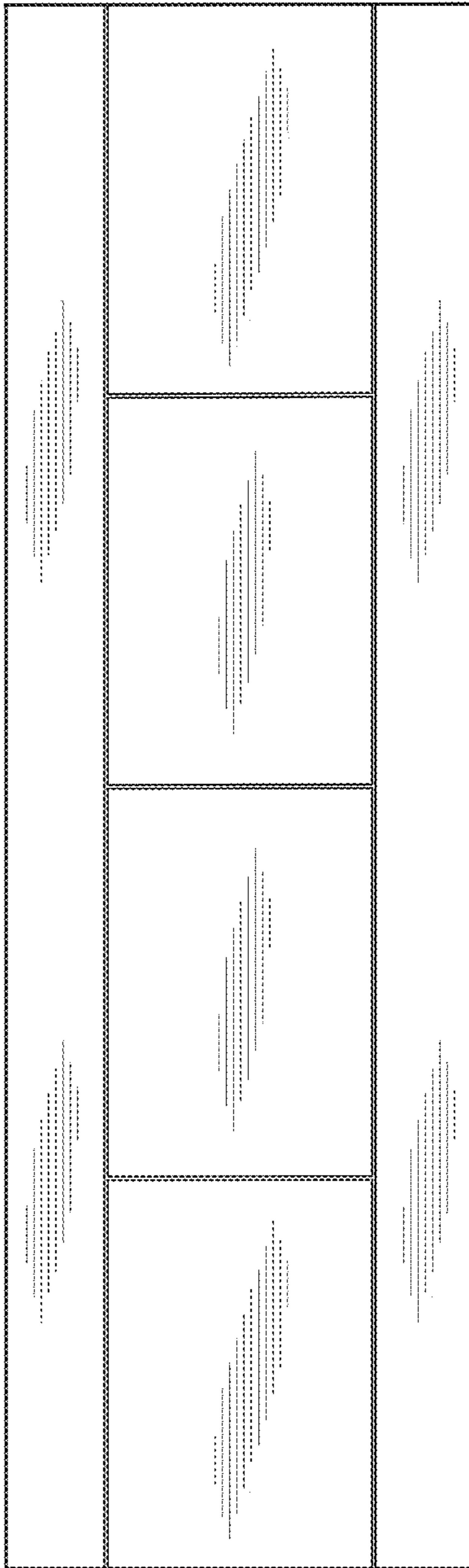


FIG. 2



FIG. 4

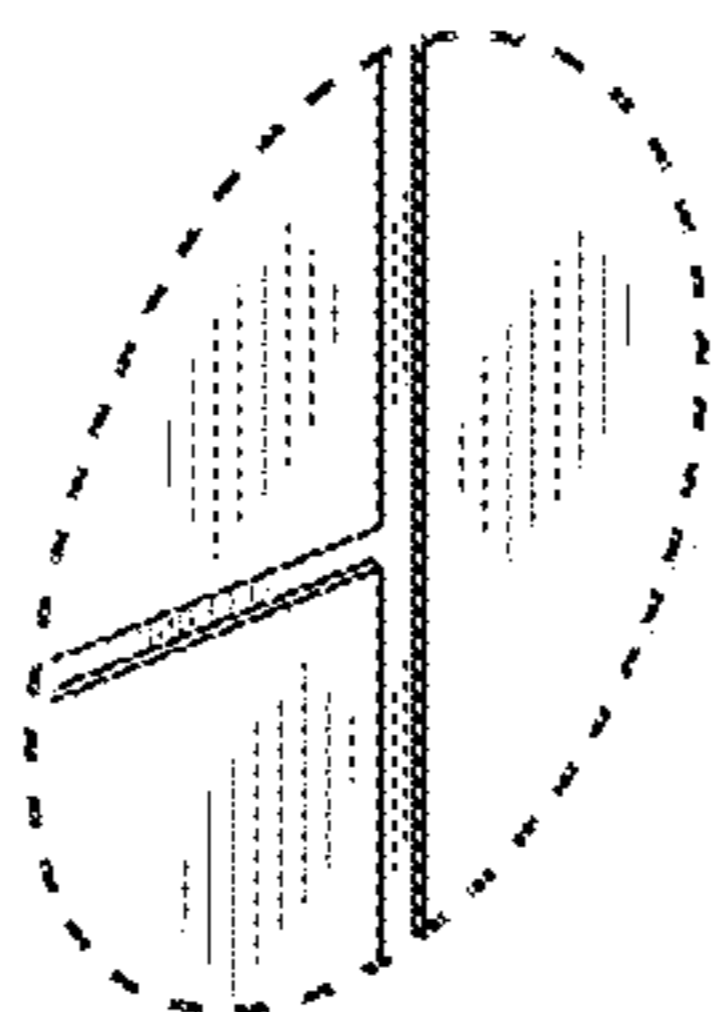


FIG. 5