



US00D917721S

(12) **United States Design Patent**  
**Lawrence**

(10) **Patent No.:** **US D917,721 S**  
(45) **Date of Patent:** **\*\* Apr. 27, 2021**

(54) **STORE MODULE**

(71) Applicant: **THE FOOD CHANNEL PTY. LTD,**  
Carrara (AU)

(72) Inventor: **Paul Lawrence,** Carrara (AU)

(73) Assignee: **The Food Channel Pty Ltd,** Carrara  
(AU)

(\*\*) Term: **15 Years**

(21) Appl. No.: **29/707,506**

(22) Filed: **Sep. 28, 2019**

(30) **Foreign Application Priority Data**

Mar. 28, 2019 (AU) ..... 201911781

(51) **LOC (13) Cl.** ..... **25-03**

(52) **U.S. Cl.**  
USPC ..... **D25/10**

(58) **Field of Classification Search**  
USPC ..... D25/1, 7, 10, 16, 55, 58, 59  
CPC ..... E04H 1/12; E04H 1/1205; E04H 1/1222;  
E04H 1/1272; E04B 2001/0053  
See application file for complete search history.

(56) **References Cited**

U.S. PATENT DOCUMENTS

D64,743 S *	5/1924	Gerson	.....	D25/10
D78,424 S *	4/1929	Wilhite	.....	D25/10
D85,768 S *	12/1931	Root et al.	.....	D25/59
D97,349 S *	10/1935	Hampton	.....	D25/7
D167,601 S *	8/1952	Zon	.....	D25/10
D204,372 S *	4/1966	Shannon	.....	D25/10
D214,489 S *	6/1969	Mejer	.....	D25/59

D219,772 S *	1/1971	Lenzi	.....	D25/8
D265,469 S *	7/1982	Hegnes	.....	D11/67
D268,922 S *	5/1983	Richer	.....	D12/105
D351,238 S *	10/1994	Liotine	.....	D25/10
D409,760 S *	5/1999	Cavallaro	.....	D25/10
D419,686 S *	1/2000	Sikorski	.....	D25/7
D427,746 S *	7/2000	Cox	.....	D1/102
D521,724 S *	5/2006	Gotlieb	.....	D3/211
D580,071 S *	11/2008	Evans	.....	D25/10
D721,185 S *	1/2015	Ogorodnii	.....	D25/10

FOREIGN PATENT DOCUMENTS

GB 6072287 \* 9/2019

\* cited by examiner

*Primary Examiner* — Leanne Was-Englehart

(74) *Attorney, Agent, or Firm* — Hawaii Patent Services;  
Nathaniel K. Fedde

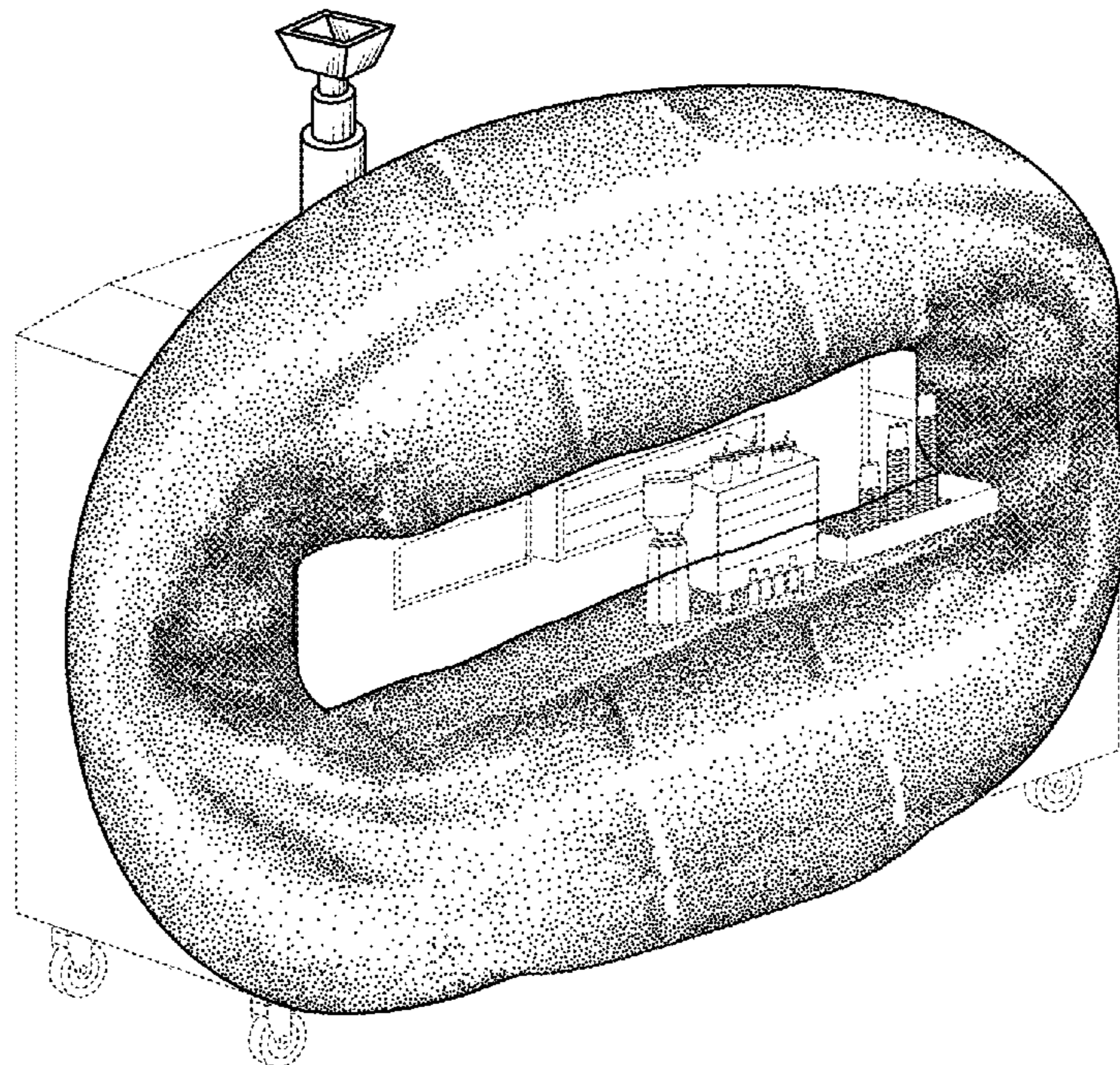
(57) **CLAIM**

The ornamental design for a store module, as shown and described.

**DESCRIPTION**

FIG. 1 is a front elevation of a store module, showing my new design.  
FIG. 2 is a left side elevation view thereof.  
FIG. 3 is a right side elevation view thereof.  
FIG. 4 is a rear elevation view thereof.  
FIG. 5 is a front upper right perspective view thereof; and,  
FIG. 6 is a front upper left perspective view thereof.  
The broken lines are illustrations of unclaimed environmental structure.  
The line shading and stippling show contour and not surface ornamentation.

**1 Claim, 6 Drawing Sheets**





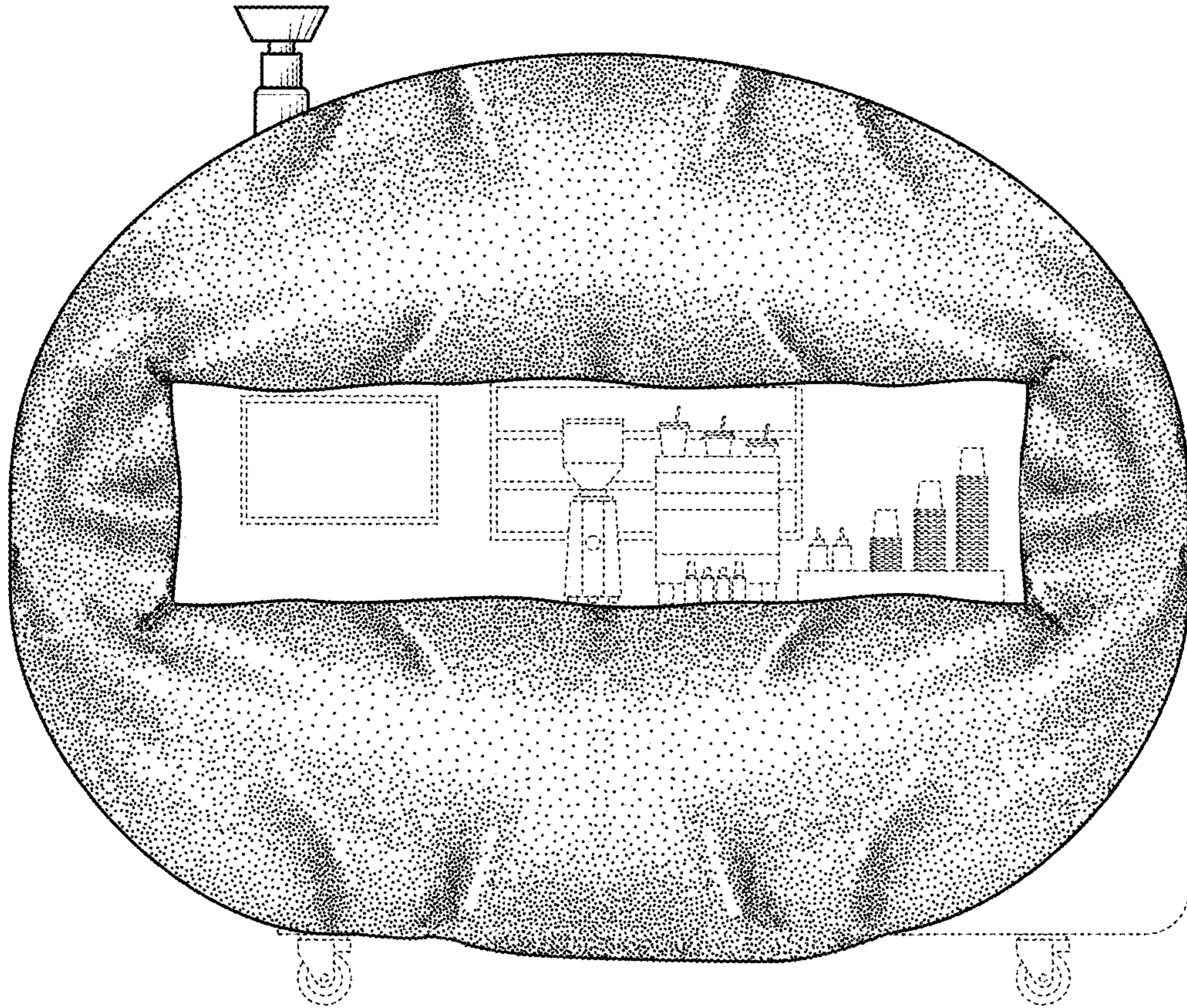


FIG. 1

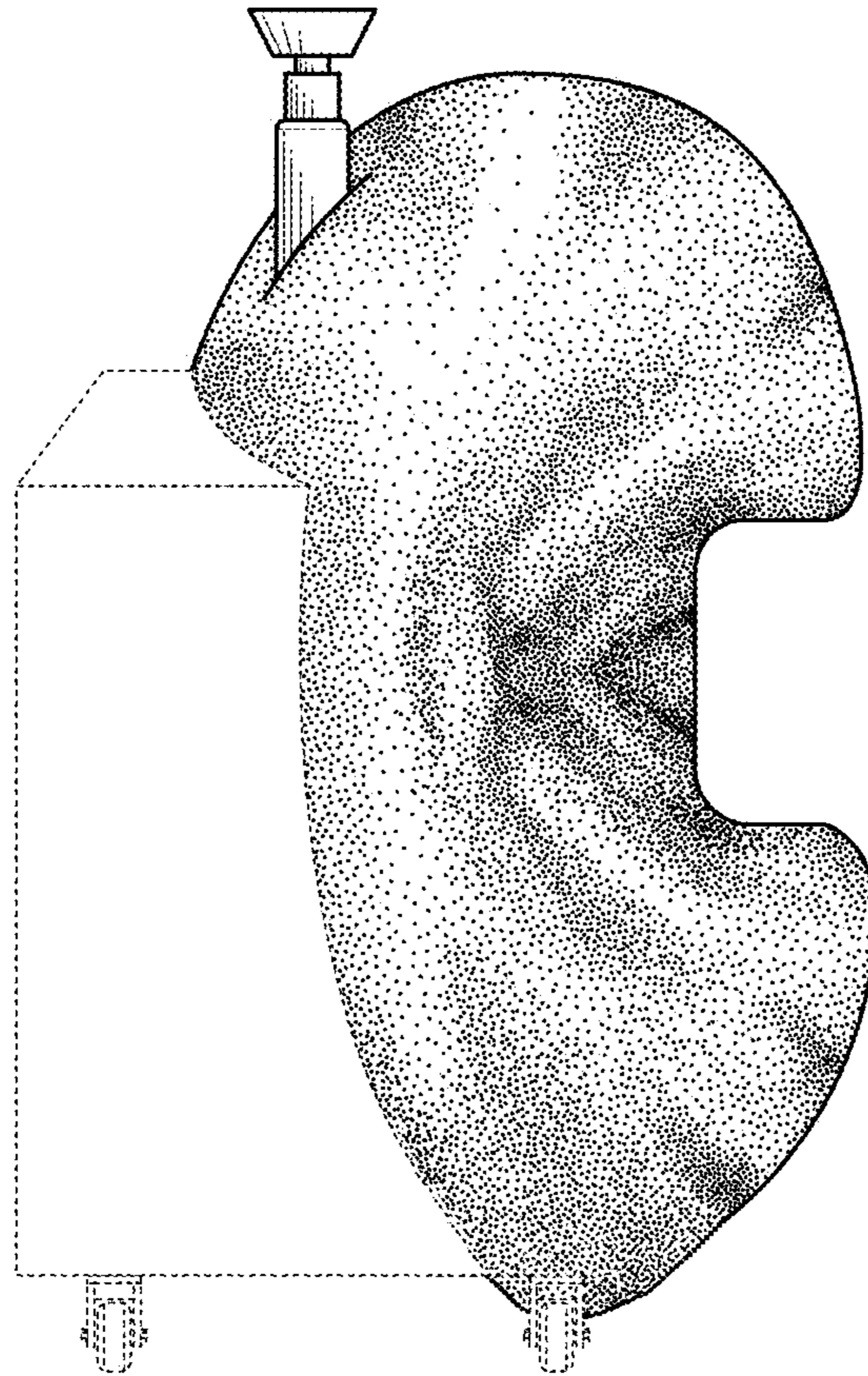


FIG. 2

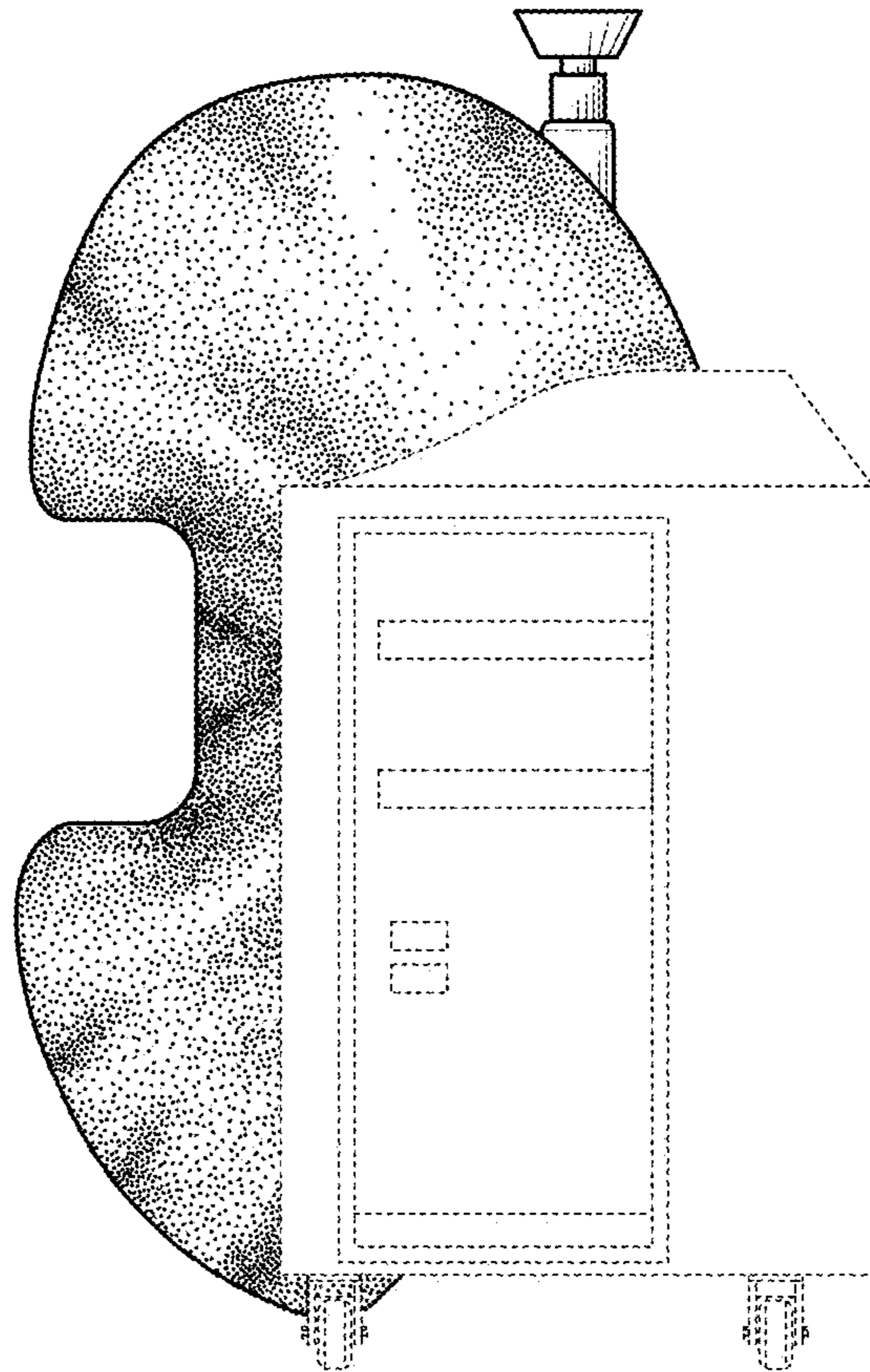


FIG. 3



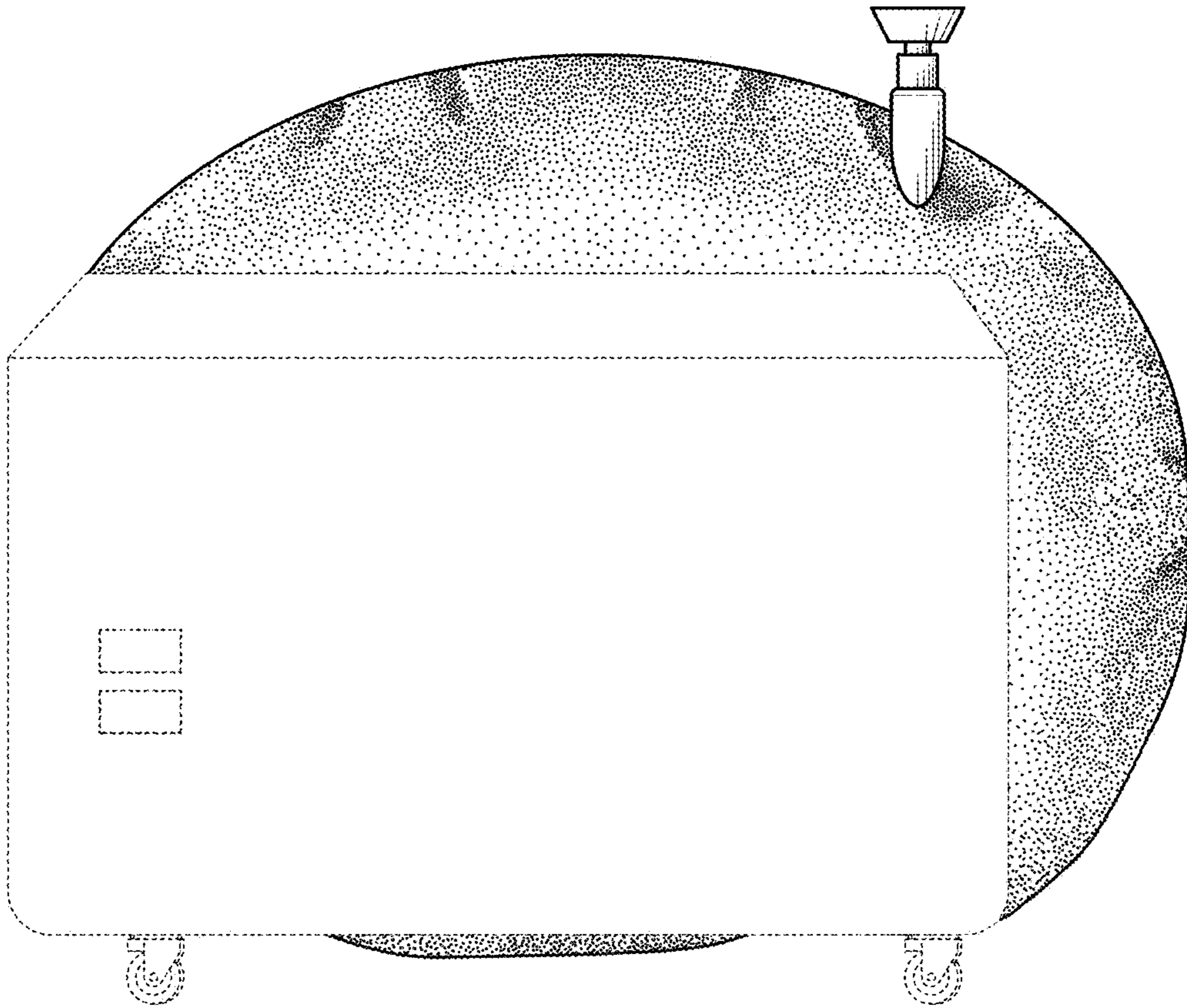


FIG. 4

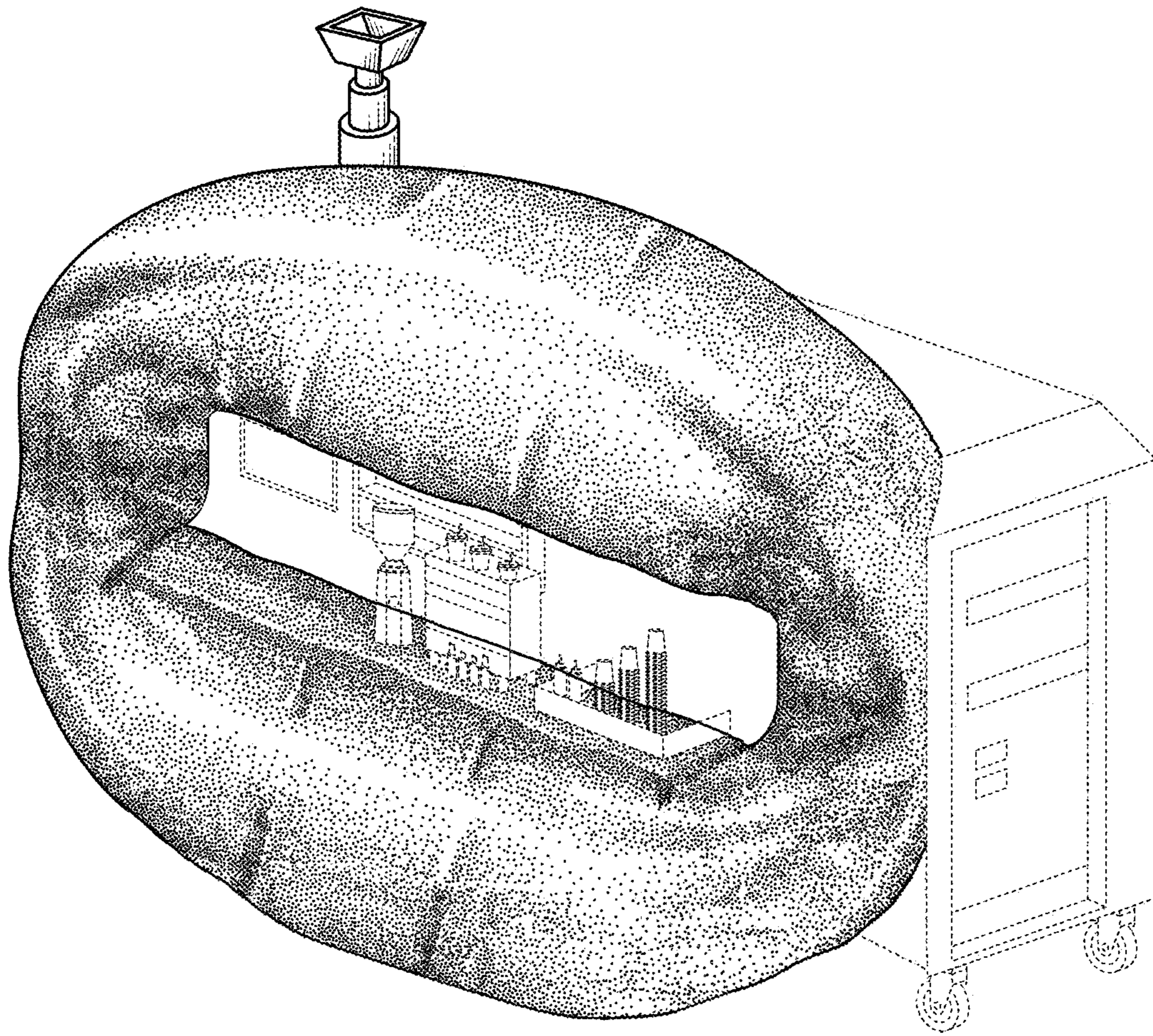


FIG. 5



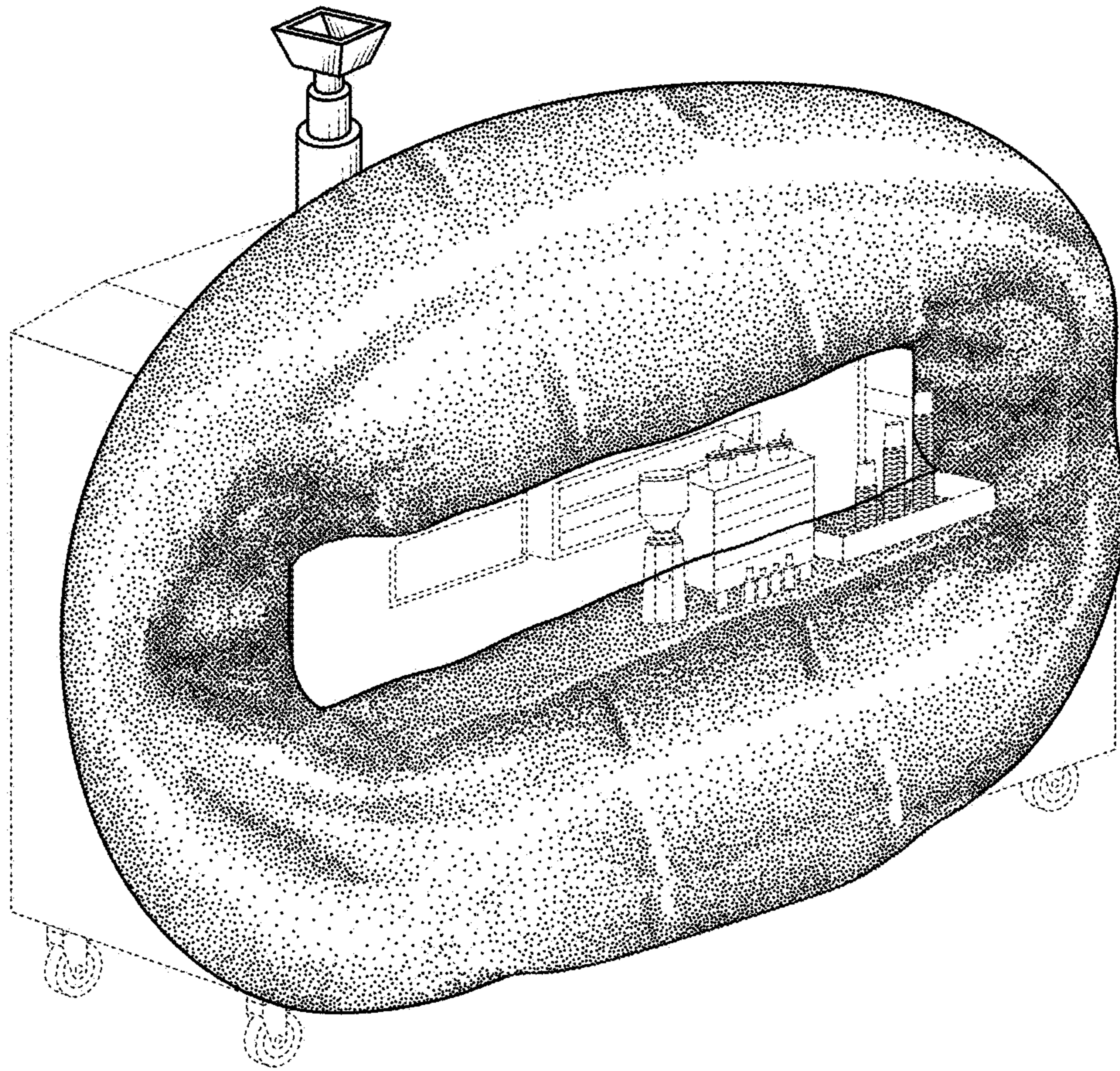


FIG. 6