



US00D917720S

(12) **United States Design Patent** (10) **Patent No.:** **US D917,720 S**  
**De Saint Martin et al.** (45) **Date of Patent:** **\*\* Apr. 27, 2021**

(54) **DRAWER FOR MEDICAL AND LABORATORY EQUIPMENT**

(71) Applicant: **Biolog-id**, Paris (FR)  
 (72) Inventors: **Guillaume De Saint Martin**, Bondues (FR); **Jean-Claude Mongrenier**, Aix en Provence (FR); **Benoit Cauchy**, Saint Eloi de Fourques (FR)

(73) Assignee: **BIOLOG-ID**, Paris (FR)

(\*\*) Term: **15 Years**

(21) Appl. No.: **35/506,962**

(22) Filed: **Nov. 28, 2018**

(80) **Hague Agreement Data**

Int. Filing Date: **Nov. 28, 2018**  
 Int. Reg. No.: **DM/201412**  
 Int. Reg. Date: **Nov. 28, 2018**  
 Int. Reg. Pub. Date: **Jun. 21, 2019**

(30) **Foreign Application Priority Data**

Jun. 1, 2018 (EM) ..... 005293503-0006

(51) **LOC (13) Cl.** ..... **24-02**

(52) **U.S. Cl.**  
 USPC ..... **D24/227**

(58) **Field of Classification Search**  
 USPC ..... D24/229, 169, 164, 232, 234, 224, 225, D24/226, 227  
 CPC ..... A61B 2050/185  
 See application file for complete search history.

(56) **References Cited**

U.S. PATENT DOCUMENTS

5,127,537 A \* 7/1992 Graham ..... B01L 9/00  
 220/838  
 5,533,642 A \* 7/1996 Lafond ..... B65D 43/22  
 220/326  
 5,665,398 A \* 9/1997 McCormick ..... B29C 39/10  
 118/429  
 D448,487 S \* 9/2001 Saez ..... B01L 9/52  
 D24/216  
 D781,438 S \* 3/2017 Dressler ..... D24/227

\* cited by examiner

*Primary Examiner* — Eliza Z Bennett-Hattan

(74) *Attorney, Agent, or Firm* — Stephen J. Weyer, Esq.; Stites & Harbison, PLLC

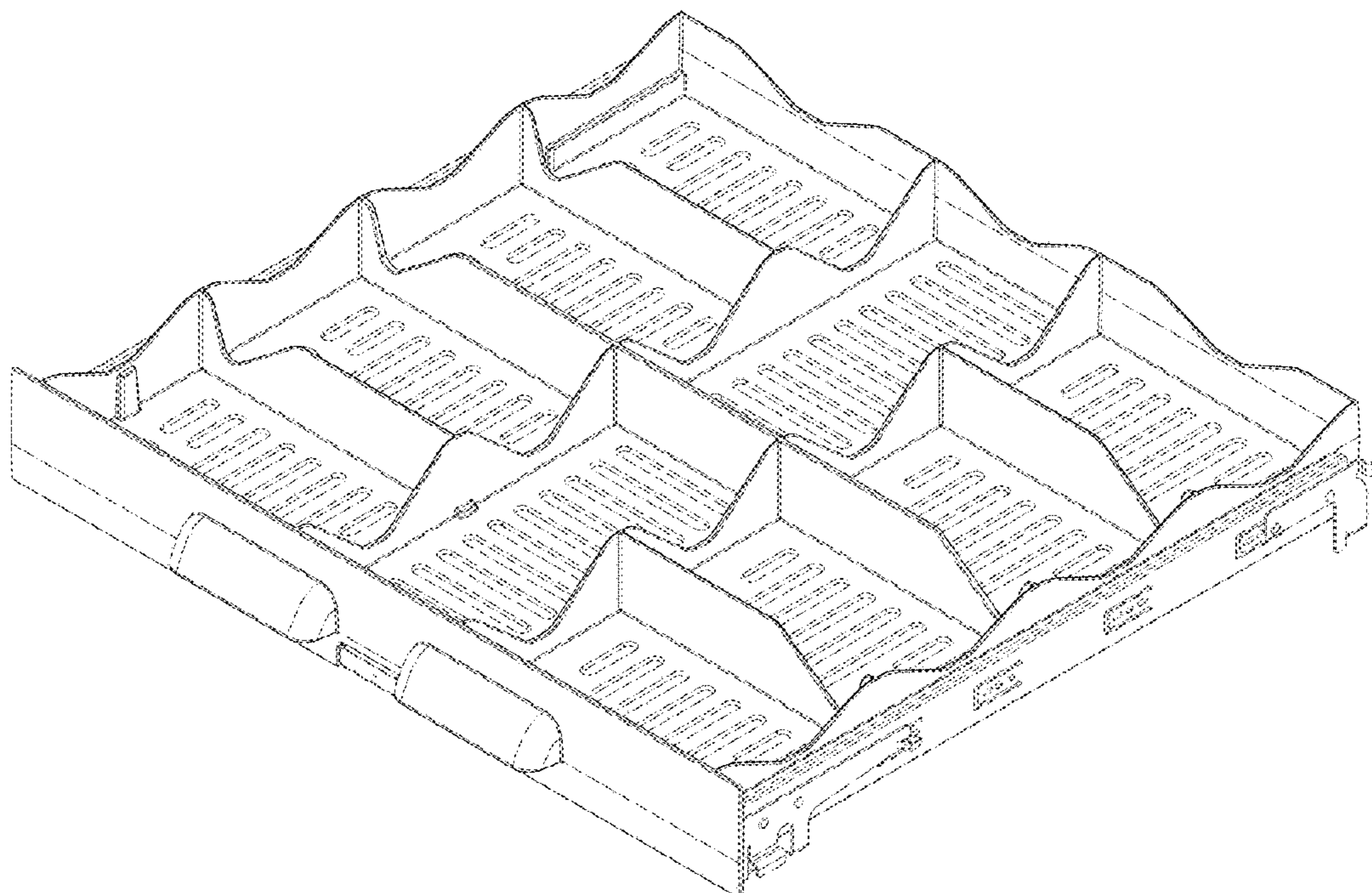
(57) **CLAIM**

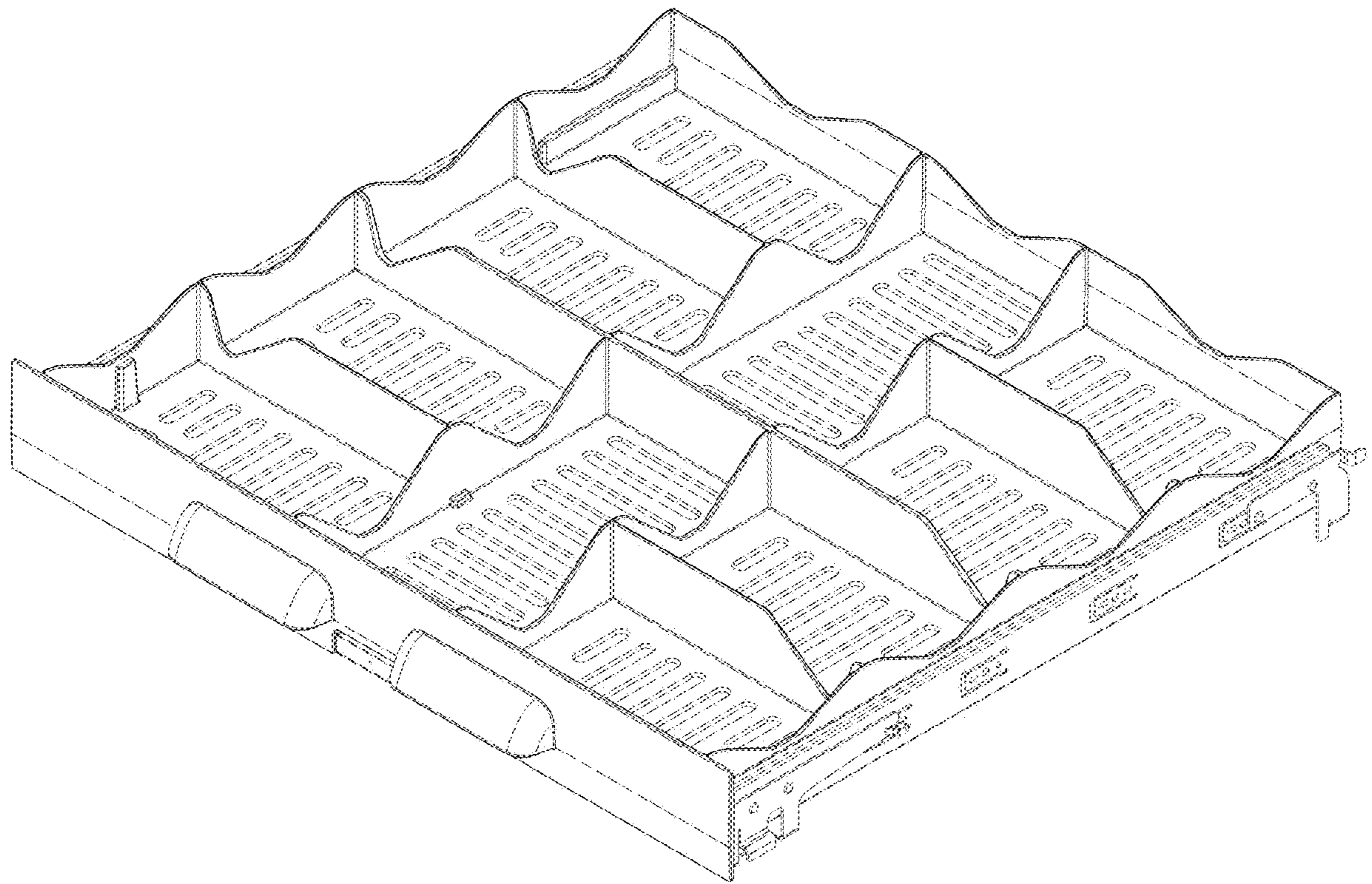
The ornamental design for a drawer for medical and laboratory equipment, as shown and described.

**DESCRIPTION**

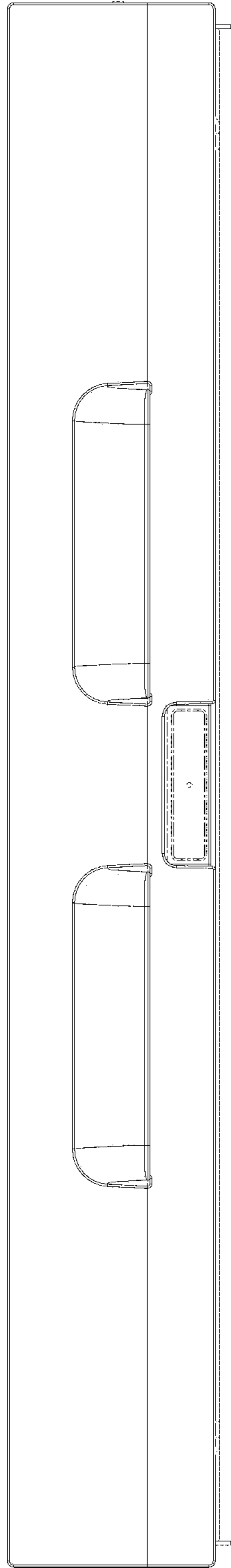
1. Drawer for medical and laboratory equipment  
 1.1 is a top perspective view of a drawer for medical and laboratory equipment;  
 1.2 is a front view thereof;  
 1.3 is a back view thereof;  
 1.4 is a top view thereof;  
 1.5 is a bottom view thereof;  
 1.6 is a left side view thereof; and  
 1.7 is a right side view thereof.  
 Elements drawn in broken lines are environmental features that form no part of the claimed design.

**1 Claim, 7 Drawing Sheets**

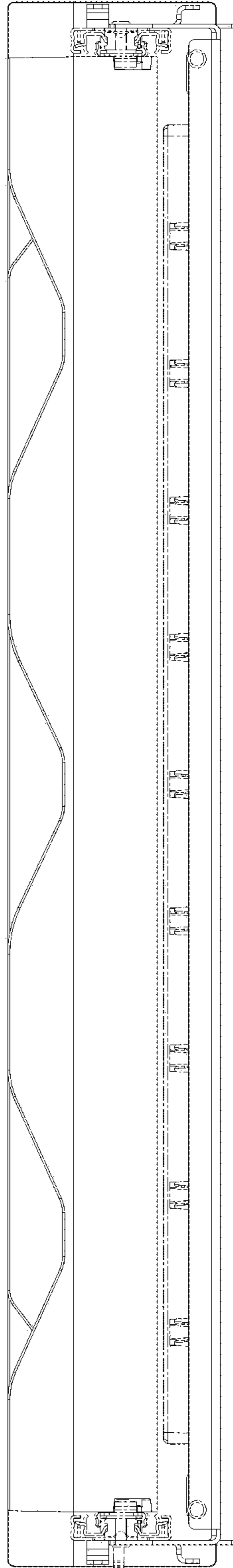




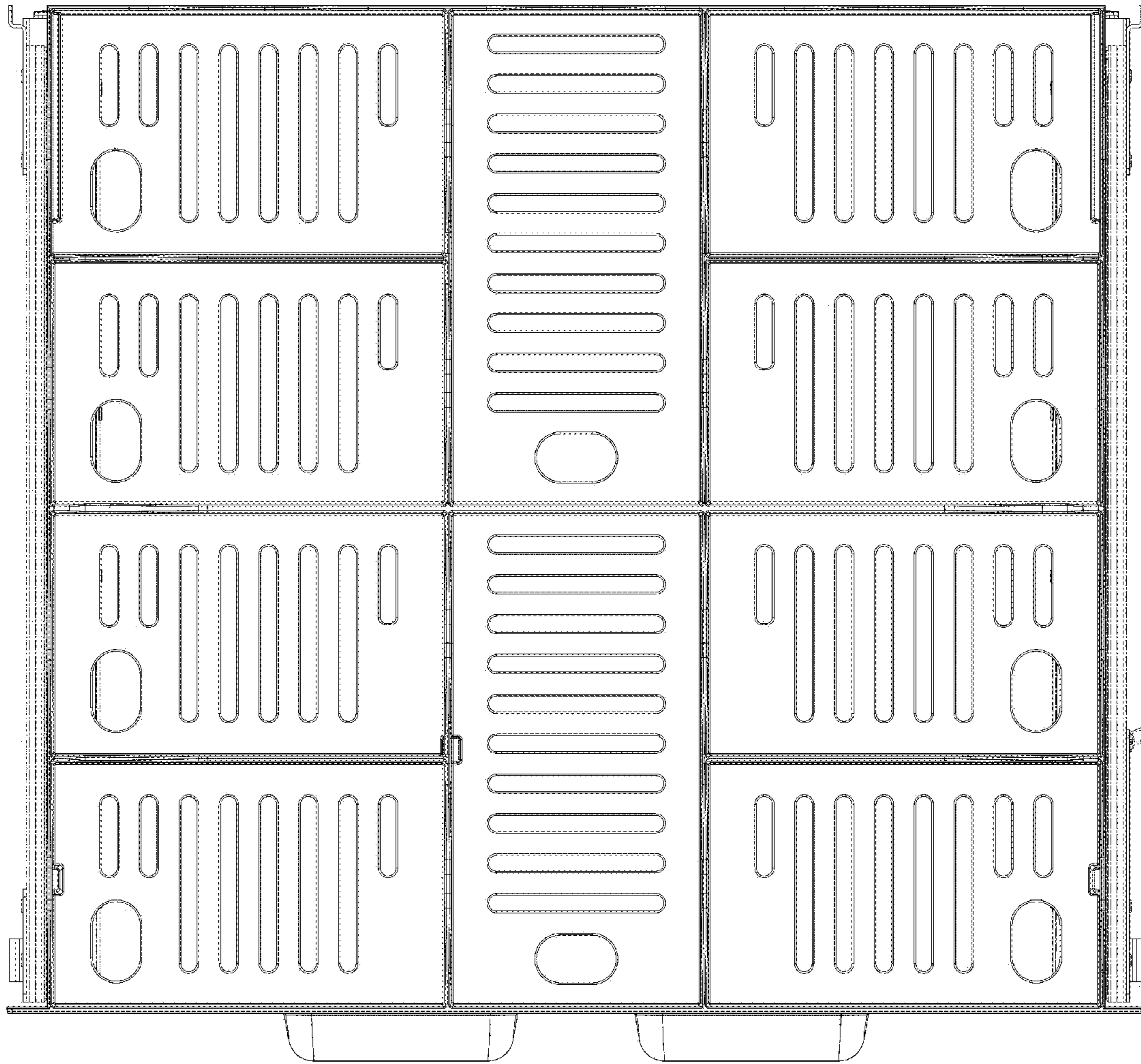
1.1



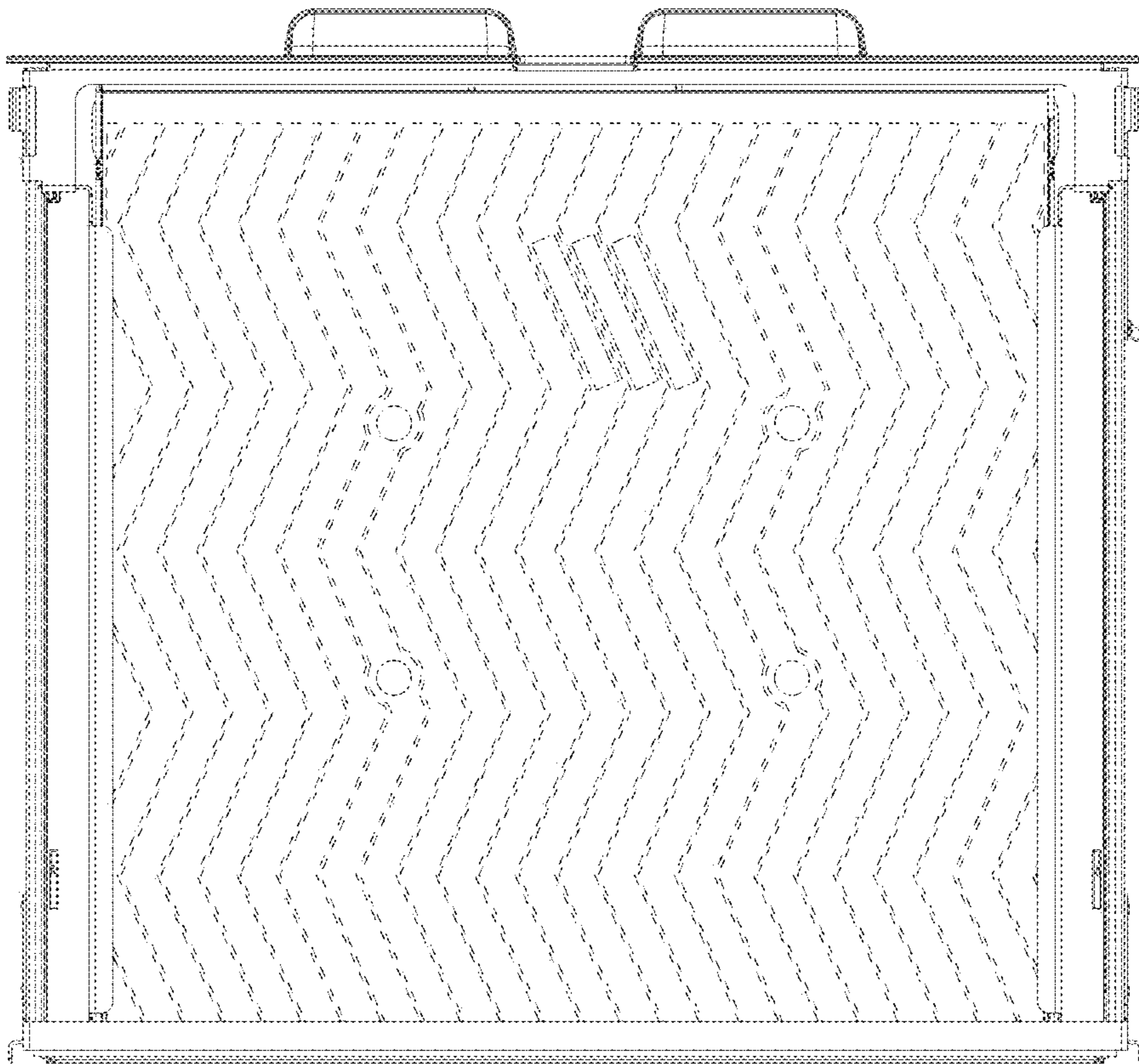
1.2



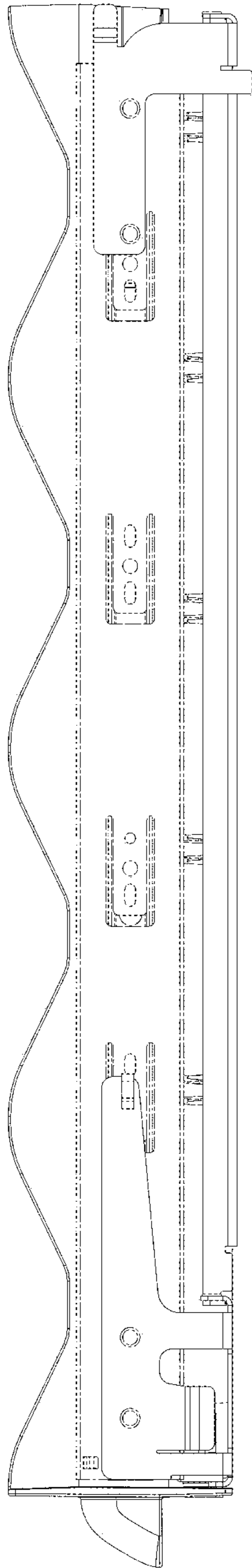
1.3



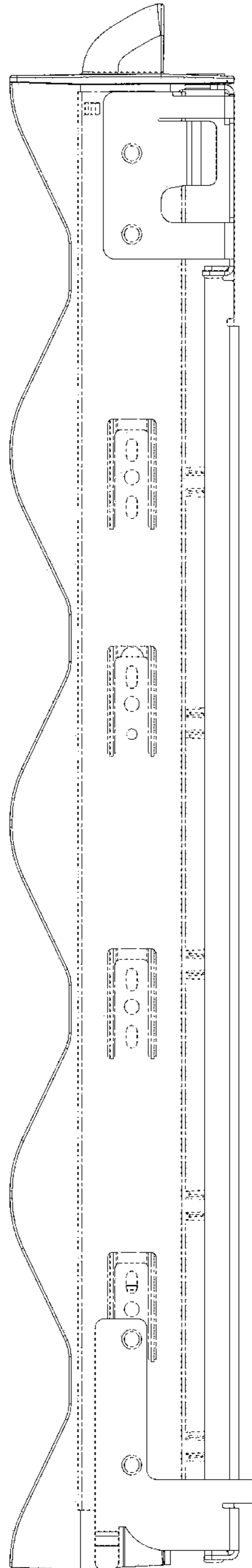
1.4



1.5



1.6



1.7